



Event 101 Girls 12-13 200 Metre IM

Name	Age	Club	Time	50	100	150	200
1 Ren, Gina	13	Co Glasgow	2:43.84	34.46	1:17.22	2:05.08	2:43.84
2 Christoforos, Madison T	12	Aberdeen Dol	2:45.31	35.50	1:18.69	2:06.41	2:45.31
3 Thomas, Abigail	13	Nairn	2:46.74	34.54	1:18.13	2:07.89	2:46.74
4 Stuart, Madisyn	13	Aberdeen Per	2:46.77	34.55	1:17.32	2:08.52	2:46.77
5 Smith, Eva	13	Aberdeen Per	2:47.58	35.03	1:18.29	2:09.66	2:47.58
6 McNair, Lisa	13	F.I.R.S.T.	2:49.31	38.07	1:18.43	2:09.56	2:49.31
7 Yau, Hannah	13	Aberdeen Per	2:50.47	35.96	1:19.56	2:12.14	2:50.47
8 Mann, Ksenia	12	Dun City Aqu	2:54.95	36.71	1:23.16	2:14.72	2:54.95
9 Campbell, Anna E	13	Co Glasgow	2:58.19	35.05	1:19.06	2:18.90	2:58.19
10 Petrie, Isla	13	Monifieth	2:58.70	36.17	1:22.74	2:19.52	2:58.70
11 Gildea, Daisy	12	Co Glasgow	3:00.55	39.39	1:24.69	2:20.18	3:00.55
12 Kidd, Juliette	13	Dun City Aqu	3:00.58		1:30.04	2:21.66	3:00.58
13 Watson, Tyla Paige	12	Inverness	3:02.23	38.17	1:26.34	2:21.29	3:02.23
14 Strachan, Erin	13	Aberdeen Per	3:02.53	40.25	1:25.87	2:20.86	3:02.53
15 Robertson, Katie	13	Perth City	3:03.20	42.76	1:28.68	2:21.86	3:03.20
16 Leune, Mya	12	Ythan	3:03.89	38.05	1:26.66	2:21.13	3:03.89
17 Falconer, Sadie	13	St Thomas	3:05.27	43.10	1:29.55	2:23.76	3:05.27
18 Sanderson, Elena	13	Perth City	3:05.38	42.56	1:30.97	2:25.36	3:05.38
19 McLean, Amelie	13	Huntly	3:06.71	39.60	1:26.52	2:23.32	3:06.71
20 Powell, Grace	13	Elgin	3:07.02	41.70	1:28.93	2:26.86	3:07.02
21 McLaughlin, Erin	13	Garioch	3:09.46	41.45	1:30.48	2:27.23	3:09.46
22 Mitchell, Lucy	12	Garioch	3:11.48	42.45	1:31.62	2:28.26	3:11.48
23 Scatterty, Annabella B	13	Aberdeen Dol	3:12.60	40.53	1:27.77	2:30.62	3:12.60
24 Higgins, Charlotte	12	Aberdeen Per	3:20.01	43.96	1:36.05	2:33.64	3:20.01
--- Walters, Charlotte	12	Aberdeen Per	DQ				
--- Kirkwood, Jessica	13	Aberdeen Per	NS				

Event 101 Girls 14-15 200 Metre IM

Name	Age	Club	Time	50	100	150	200
1 McNair, Suzie	15	F.I.R.S.T.	2:28.38	31.74	1:08.93	1:53.73	2:28.38
2 Ren, Heidi	15	Co Glasgow	2:31.91	31.37	1:07.89	1:56.66	2:31.91
3 Croxford, Coco	14	Co Glasgow	2:33.20	31.92	1:10.96	1:58.51	2:33.20
4 Beaton, Freya	14	Co Glasgow	2:35.22	32.77	1:11.91	1:58.83	2:35.22
5 Thomson, Charlotte	15	Midlothian	2:36.82	32.62	1:13.79	1:59.59	2:36.82
6 Crawford, Zoe	15	F.I.R.S.T.	2:37.28	32.50	1:11.17	1:59.50	2:37.28
7 Powell, Jessica	15	Elgin	2:39.38	34.64	1:16.14	2:04.26	2:39.38
8 Cumming, Alice	14	Co Glasgow	2:39.76	32.96	1:13.61	2:02.42	2:39.76
9 Connell, Louise	15	Co Glasgow	2:40.45	33.74	1:14.92	2:04.81	2:40.45
10 Mclean, Chloe	15	Dun City Aqu	2:40.49	33.54	1:13.44	2:02.96	2:40.49
11 Coull, Madison B	14	Buckie	2:40.60	31.60	1:12.38	2:01.48	2:40.60
12 Glen, Thea	15	Co Glasgow	2:42.21	34.26	1:14.93	2:05.68	2:42.21
13 Frame, Caitlin	15	F.I.R.S.T.	2:44.35	35.03	1:17.49	2:07.12	2:44.35
14 Mennie, Melissa	14	Co Glasgow	2:44.39	33.52	1:14.15	2:06.18	2:44.39
15 Parnaby, Caitlin	14	Elgin	2:45.19	36.48	1:20.36	2:09.20	2:45.19
16 Nimmo, Lucy	15	Bellshill	2:45.45	36.56	1:21.03	2:05.84	2:45.45
17 Finlayson, Simone	15	Dun City Aqu	2:46.10	35.83	1:18.03	2:07.84	2:46.10
18 Jupp, Emma	14	Aberdeen Per	2:47.38	37.17	1:19.00	2:09.53	2:47.38
19 Fraser, Eden	15	Aberdeen Per	2:47.63	38.90	1:21.75	2:09.63	2:47.63
20 Brechin, Kirsty J	14	Aberdeen Dol	2:47.71	32.87	1:18.18	2:08.31	2:47.71
21 Payton, Leah	15	Ythan	2:48.04	38.40	1:22.41	2:10.41	2:48.04
22 Chadwick, Charlotte L	15	Kinross	2:48.71	36.73	1:19.58	2:11.46	2:48.71
23 Wheeler, Harriet	15	Perth City	2:49.02	35.43	1:19.77	2:07.53	2:49.02
24 Boyd, Tessa	15	Garioch	2:50.21	36.53	1:20.51	2:11.60	2:50.21
25 Manson, Beth	15	Elgin	2:50.32	34.94	1:16.97	2:09.71	2:50.32
26 Fallone, Sofia	14	Monifieth	2:51.14	36.33	1:21.42	2:13.93	2:51.14
27 Murphy, Jenna	15	Bellshill	2:51.66	37.47	1:20.87	2:11.19	2:51.66

28	Higgins, Morgan	14	Aberdeen Per	2:51.86	35.46	1:20.17	2:11.81	2:51.86
29	Wilson, Allanah	14	Bellshill	2:52.64	34.67	1:21.26	2:10.03	2:52.64
30	Coull, Libby	15	St Thomas	2:52.96	37.50	1:21.02	2:13.98	2:52.96
31	Reid, Darci	15	Dun City Aqu	2:53.05	36.35	1:21.21	2:14.50	2:53.05
32	Urquhart, Caitlin	15	Inverness	2:53.06	34.30	1:17.63	2:12.40	2:53.06
33	Reid, Isla	15	Garioch	2:53.14	36.72	1:22.96	2:14.19	2:53.14
34	Smart, Katie	14	Perth City	2:53.30	39.16	1:22.74	2:14.09	2:53.30
35	Kay, Isla	14	Westhill	2:54.22	37.55	1:21.61	2:15.20	2:54.22
36	Kari, Lia	15	Westhill	2:54.53	36.39	1:23.47	2:15.75	2:54.53
37	Coutts, Gemma	14	Westhill	2:54.79	37.97	1:21.62	2:14.47	2:54.79
38	Kidd, Isla	14	Dun City Aqu	2:55.84	39.96	1:24.52	2:17.60	2:55.84
39	Morgan, Lucy	14	Aberdeen Per	2:56.53	35.41	1:19.58	2:16.39	2:56.53
40	Lyon, Aleisha E	14	Aberdeen Dol	2:57.07	35.94	1:26.88	2:18.74	2:57.07
41	McCappin, Keziah	14	F.I.R.S.T.	2:57.20	36.72	1:23.89	2:12.16	2:57.20
42	Louw, Imogen	14	Westhill	2:57.36	37.76	1:22.73	2:16.65	2:57.36
43	Weir, Amy	15	Bellshill	2:59.16	38.63	1:24.19	2:16.89	2:59.16
44	Wigham, Caitlin	15	Dun City Aqu	2:59.17	36.43	1:23.59	2:17.57	2:59.17
45	Tetlow, Ellie	14	Garioch	3:00.72	39.72	1:24.99	2:19.46	3:00.72
46	Clubb, Ailsa M	14	Aberdeen Dol	3:01.03	35.11	1:17.99	2:23.04	3:01.03
47	Williamson, Talia	15	Banchory	3:02.82	36.10	1:21.15	2:18.39	3:02.82

Event 101 Girls 16 & Over 200 Metre IM

Name	Age	Club	Time	50	100	150	200	
1	Adams, Orla L	27	Aberdeen Per	2:21.54	31.35	1:06.64	1:47.70	2:21.54
2	Alcaras, Gaia	20	Aberdeen Per	2:28.37	30.16	1:08.24	1:54.36	2:28.37
3	Hall, Kailyn	18	Aberdeen Per	2:30.89	31.03	1:12.92	1:56.81	2:30.89
4	Keegan, Zara	20	Aberdeen Per	2:30.96	31.93	1:14.35	1:57.65	2:30.96
5	Carlsen, Amilie	18	Bryne SK	2:32.76	33.32	1:11.90	1:57.02	2:32.76
6	Boddie, Catherine	18	Garioch	2:33.36	32.36	1:12.59	1:57.52	2:33.36
7	Larsen, Sara	16	Karmoy	2:35.59	33.51	1:13.11	1:59.92	2:35.59
8	Gillespie, Ceri	17	Aberdeen Per	2:35.67	32.20	1:11.61	1:59.14	2:35.67
9	Chalmers, Ella	16	Ythan	2:35.93	32.78	1:14.61	2:00.69	2:35.93
10	Yuda, Faith D	18	Aberdeen Dol	2:37.91	32.19	1:12.64	2:01.24	2:37.91
11	McCappin, Lexine	16	F.I.R.S.T.	2:38.16	33.65	1:14.40	2:00.78	2:38.16
12	Goodbrand, Alyssa	16	Ythan	2:38.19	32.56	1:14.80	2:00.73	2:38.19
13	Doubleday, Libby	17	Co Glasgow	2:39.06	34.03	1:13.84	2:01.47	2:39.06
*14	Shaw, Toni	19	UniOfStirl	2:40.61	32.54	1:13.85	2:03.81	2:40.61
*14	Macdonald, Isla	16	Inverness	2:40.61	32.54	1:16.25	2:01.31	2:40.61
16	Beaton, Jessica K	16	Aberdeen Dol	2:40.75	32.43	1:13.33	2:01.37	2:40.75
17	Liland, Ida	16	Bryne SK	2:52.48	37.07	1:21.01	2:13.25	2:52.48

Event 102 Boys 12-13 200 Metre Butterfly

Name	Age	Club	Time	50	100	150	200	
1	Hendry, Daniel	13	Co Glasgow	2:41.06	33.95	1:13.66	1:57.02	2:41.06
2	Collins, Ethan	13	Bellshill	2:45.78	34.51	1:16.51	2:01.52	2:45.78
3	Piatek, Mateusz	13	Aberdeen Per	3:04.06	34.10	1:20.86	2:13.69	3:04.06
4	Reid, Fergus	13	Garioch	3:32.54	44.70	1:38.92	2:34.73	3:32.54
---	Kelly, Max	12	Garioch	DQ				

Event 102 Boys 14-15 200 Metre Butterfly

Name	Age	Club	Time	50	100	150	200
1 Connolly, Kai	15	Co Glasgow	2:22.06	30.10	1:04.68	1:42.78	2:22.06
2 Boddie, James	15	Garioch	2:26.43	32.01	1:10.47	1:48.57	2:26.43
3 Stewart, Fraser	15	Step Rock	2:27.58	31.28	1:07.67	1:46.20	2:27.58
4 Johnson, Lukas	15	Aberdeen Per	2:28.80	30.82	1:07.03	1:47.40	2:28.80
5 Chirnside, Oscar	14	Garioch	2:31.00	32.97	1:13.00	1:52.28	2:31.00
6 Scally, Logan	15	Aberdeen Per	2:32.01	31.85	1:10.59	1:50.92	2:32.01
7 McLaughlin, Fraser	15	Elgin	2:38.17	32.79	1:12.79	1:54.95	2:38.17
8 Buchanan, Cain	15	Dun City Aqu	2:40.13	32.84	1:09.70	1:50.46	2:40.13
9 Macfarlane, Liam	15	Swim W Isles	2:46.41	32.14	1:13.96	2:00.05	2:46.41
10 Geddie, Nathan	15	Garioch	2:46.91	33.91	1:15.49	2:00.06	2:46.91
11 Geddes, Caleb	14	Bellshill	2:50.61	34.58	1:17.92	2:03.19	2:50.61
12 Pritchard, Hayden	15	Garioch	2:54.48	35.80	1:20.69	2:06.89	2:54.48
13 McLaren, Adam	15	Westhill	2:56.16	36.32	1:20.58	2:07.96	2:56.16
--- Stevenson, Ewan	14	F.I.R.S.T.	DQ				

Event 102 Boys 16 & Over 200 Metre Butterfly


Name	Age	Club	Time	50	100	150	200
1 Bangun, Albert	19	UniOfStirl	2:08.97	29.26	1:01.18	1:34.68	2:08.97
2 Travis, Cameron	18	Aberdeen Per	2:13.28	28.54	1:02.67	1:37.17	2:13.28
3 Klungland, Simen Klausen	17	Bryne SK	2:15.99	28.98	1:02.63	1:39.25	2:15.99
4 Lennox, Kieran	16	Aberdeen Per	2:16.17	29.53	1:03.52	1:40.96	2:16.17
5 Innes, Mark J	20	Edinburgh Un	2:18.73	30.15	1:06.28	1:41.47	2:18.73
6 Moinichen Alsos, Elias	18	Karmoy	2:20.85	30.19	1:05.39	1:42.15	2:20.85
7 Wilson, Fraser	20	Aberdeen Per	2:23.62	29.36	1:03.88	1:41.76	2:23.62
8 Ward, Logan	18	Aberdeen Per	2:23.78	29.27	1:03.79	1:40.80	2:23.78
9 Mitchell, Kyle	16	Garioch	2:23.95	30.90	1:08.98	1:46.57	2:23.95
10 Heigre, Emil O	16	Bryne SK	2:25.26	30.76	1:08.62	1:46.37	2:25.26
--- Robertson, Tom A	17	Aberdeen Dol	XNS				

Event 103 Girls 12-13 200 Metre Breaststroke

Name	Age	Club	Time	50	100	150	200
1 Burel, Amelia	12	Glenrothes	3:07.11	41.62	1:30.30	2:19.69	3:07.11
2 Thomson, Ella	12	Perth City	3:08.06	42.62	1:32.65	2:22.28	3:08.06
3 Forbes, Payton	13	Buckie	3:12.39	42.70	1:33.67	2:24.07	3:12.39
4 Mann, Ksenia	12	Dun City Aqu	3:20.24	45.44	1:37.00	2:28.38	3:20.24
5 Kidd, Juliette	13	Dun City Aqu	3:21.14	47.33	1:37.77	2:31.80	3:21.14
6 Mitchell, Lola	13	Broch	3:23.85	44.31	1:38.76	2:32.33	3:23.85
7 McGregor, Natalie	13	Perth City	3:24.31	46.06	1:39.91	2:33.12	3:24.31
8 Robertson, Katie	13	Perth City	3:24.88	46.88	1:39.11	2:33.52	3:24.88
9 Moore, Abigail	12	Garioch	3:25.29	45.90	1:38.48	2:31.84	3:25.29
10 Cantley, Lauren	12	Banchory	3:26.84	46.18	1:40.10	2:35.43	3:26.84
11 Tweedie, Katy	12	Garioch	3:33.83	46.80	1:42.10	2:38.30	3:33.83
12 Proctor, Sam	13	Huntly	3:38.46	49.84	1:45.63	2:44.43	3:38.46
13 McCreddie, Amy	13	Bellshill	3:39.05	47.26	1:43.50	2:41.37	3:39.05

Event 103 Girls 14-15 200 Metre Breaststroke

Name	Age	Club	Time	50	100	150	200
1 Thomson, Charlotte	15	Midlothian	2:52.94	38.71	1:22.03	2:07.16	2:52.94
2 Nimmo, Lucy	15	Bellshill	2:53.41	38.22	1:22.38	2:07.89	2:53.41
3 Powell, Jessica	15	Elgin	2:58.44	41.39	1:26.67	2:12.48	2:58.44
*4 Henderson, Orla	14	Shetland	3:01.78	41.93	1:29.06	2:16.28	3:01.78
*4 Beaton, Freya	14	Co Glasgow	3:01.78	41.43	1:27.44	2:15.54	3:01.78
6 Barton, Millie	14	Bellshill	3:03.28	41.49	1:28.43	2:16.91	3:03.28
7 Croxford, Coco	14	Co Glasgow	3:06.83	42.36	1:31.12	2:18.18	3:06.83
8 Smith, Jessica S	15	Aberdeen Dol	3:06.91	40.36	1:29.00	2:18.31	3:06.91
9 Payton, Leah	15	Ythan	3:07.86	41.60	1:29.68	2:18.73	3:07.86



10	Low, Katie	15	Glenrothes	3:08.57	40.39	1:28.98	2:20.10	3:08.57
11	Schembri, Manon	14	Perth City	3:10.89	42.87	1:32.02	2:22.79	3:10.89
12	Carruthers, Sophie	14	Glenrothes	3:11.23	43.62	1:32.81	2:22.99	3:11.23
13	Wilson, Allanah	14	Bellshill	3:11.54	41.89	1:31.10	2:22.34	3:11.54
14	Glover, Charlotte	15	Bellshill	3:15.14	44.98	1:34.81	2:26.25	3:15.14
15	Kidd, Zara	14	Dun City Aqu	3:15.38	42.60	1:33.13	2:25.61	3:15.38
16	Thomson, Abigail	14	Dun City Aqu	3:15.60	44.67	1:34.40	2:25.54	3:15.60
17	Weir, Amy	15	Bellshill	3:16.96	43.39	1:32.33	2:24.25	3:16.96
18	Yong, Isabelle	14	Garioch	3:17.43	45.05	1:35.81	2:28.47	3:17.43
19	Harcus, Abby	14	Shetland	3:18.40	42.95	1:32.00	2:25.30	3:18.40
20	Brechin, Kirsty J	14	Aberdeen Dol	3:18.94	43.91	1:35.34	2:28.04	3:18.94
21	McLeod, Amelle	14	Perth City	3:19.06	45.37	1:37.02	2:28.82	3:19.06
22	Boyd, Tessa	15	Garioch	3:22.49	45.38	1:38.03	2:31.23	3:22.49
23	Walker, Julia	14	Dun City Aqu	3:22.61	46.27	1:38.16	2:33.38	3:22.61
24	Kari, Lia	15	Westhill	3:23.17	46.82	1:39.33	2:32.62	3:23.17
25	Robertson, Ruby	14	Buckie	3:23.51	46.12	1:40.25	2:33.23	3:23.51
26	Fallone, Sofia	14	Monifieth	3:25.43	44.94	1:37.07	2:32.77	3:25.43
27	Coutts, Gemma	14	Westhill	3:25.73	47.52	1:38.79	2:32.52	3:25.73
28	Prygiel, Amelia	14	Bellshill	3:26.06	46.58	1:39.55	2:32.93	3:26.06
29	Zarouali, Yasmeen	15	Garioch	3:26.79	46.46	1:38.66	2:34.48	3:26.79
30	Reid, Isla	15	Garioch	3:26.94	48.36	1:41.56	2:34.90	3:26.94
31	Jones, Sarah	15	Stonehaven	3:27.45	45.92	1:38.20	2:33.71	3:27.45
32	Louw, Imogen	14	Westhill	3:31.33	47.09	1:41.45	2:36.31	3:31.33
33	Kay, Isla	14	Westhill	3:33.50	49.90	1:44.61	2:40.72	3:33.50
34	MacKinnon, Isla	15	Inverness	3:33.66	46.66	1:39.54	2:36.30	3:33.66
35	Tetlow, Ellie	14	Garioch	3:34.31	47.66	1:43.09	2:38.60	3:34.31
36	Johnston, Cerys	14	Shetland	3:37.03	48.38	1:44.41	2:42.59	3:37.03
37	Fraser, Keira	14	Ythan	3:37.55	47.28	1:43.14	2:39.17	3:37.55

Event 103 Girls 16 & Over 200 Metre Breaststroke

Name	Age	Club	Time	50	100	150	200	
1	Adams, Orla L	27	Aberdeen Per	2:34.23	35.60	1:13.86	1:54.42	2:34.23
2	Crichton, Fearne	17	Perth City	2:47.53	36.77	1:18.20	2:02.81	2:47.53
3	Medhaug Rossebo, Mina	16	Karmoy	2:49.45	37.12	1:21.23	2:05.60	2:49.45
4	McGhee, Emily	19	Carnoustie	2:49.91	37.78	1:21.66	2:06.52	2:49.91
5	Goodbrand, Alyssa	16	Ythan	2:52.19	37.74	1:21.44	2:06.55	2:52.19
6	Macdonald, Isla	16	Inverness	2:58.02	38.55	1:24.33	2:10.82	2:58.02
7	Masson, Freya	17	Shetland	3:00.50	39.23	1:25.31	2:13.03	3:00.50
8	Gault, Eilidh	16	Ythan	3:05.71	40.45	1:27.98	2:17.76	3:05.71
9	Kay, Sarah	17	Westhill	3:11.55	41.54	2:20.63	3:11.55	
---	Adams, Morven	21	Dun City Aqu	NS				

Event 104 Boys 12-13 50 Metre Freestyle

Name	Age	Club	Time	Name	Age	Club	Time		
1	Coutts, Tyler	13	Shetland	28.82	14	Paton, Struan	13	Aberdeen Per	31.96
2	Bichan, Owen	13	Banchory	29.12	15	Reid, Fergus	13	Garioch	32.59
3	Fearn, Kai L	13	Aberdeen Dol	29.67	16	Holmes, Alex I	12	Glenrothes	32.80
4	Piatek, Mateusz	13	Aberdeen Per	29.85	17	Farnan, Jamie	12	Southern lom	32.93
5	Connolly, Kyle	13	Co Glasgow	29.86	18	Weatherhead, Zachary	12	Banchory	32.96
6	Mossman, Kyle	13	Co Glasgow	30.34	19	Cantley, Alex	12	Banchory	33.05
7	Dow, Frazer	13	Perth City	30.46	20	Martin, Harry	12	Perth City	33.16
8	McDonald, Finnley	13	Glenrothes	30.62	21	Adam, Scott	13	Huntly	33.74
9	Storer, Alfred	12	Banchory	30.72	22	Burt, Lewis	13	Inverness	34.30
10	Macpherson, Austin	12	Garioch	31.10	23	Robertson, Thomas	13	Carnoustie	36.45
11	Khowboonchai, Sky	12	Aberdeen Per	31.38	---	Aberdeen, Harry	12	Banchory	DQ
12	Jolly, Cameron	12	Aberdeen Per	31.57	---	Williamson, Harley	13	Shetland	XNS
13	Malkin-Gill, Clark	13	Inverclyde	31.63					

Event 104 Boys 14-15 50 Metre Freestyle

Name	Age	Club	Time	Name	Age	Club	Time
1 Philip, Corey	14	Dun City Aqu	26.34	22 Ibrahim, Yusuf	15	Co Glasgow	28.69
2 Liversedge, Torin	15	Banchory	26.35	23 McLaughlin, Fraser	15	Elgin	28.76
3 Smith, Archie C	15	Aberdeen Dol	26.36	24 Scally, Logan	15	Aberdeen Per	28.81
4 Christoforos, Connor M	14	Aberdeen Dol	26.67	25 Hutchinson, Ross	14	Monifieth	28.99
5 McCombie, Dylan	15	Banchory	26.71	26 Geddie, Nathan	15	Garioch	29.07
6 Gauld, Callum C	15	Aberdeen Dol	26.76	27 Pritchard, Hayden	15	Garioch	29.09
7 Johnson, Lukas	15	Aberdeen Per	26.79	28 Bullock, Toby	14	Midlothian	29.30
8 Buchanan, Cain	15	Dun City Aqu	26.86	29 Salamibakhsh, Daniel	15	Aberdeen Per	29.32
9 Connolly, Kai	15	Co Glasgow	27.10	30 Paton, Ben	15	Aberdeen Per	29.45
10 Simpson, Greig J	15	Aberdeen Per	27.14	31 Stevenson, Ewan	14	F.I.R.S.T.	29.46
11 Storer, Edward	15	Banchory	27.22	32 McGregor, Alexander	14	Perth City	29.55
12 Brown, Rowan	15	Elgin	27.29	33 Kerridge, Ashton	14	Glenrothes	29.79
13 Boddie, James	15	Garioch	27.49	34 McCavish, Aidan	14	F.I.R.S.T.	29.81
14 Coull, Sam	14	Step Rock	27.58	35 Crichton, Duncan J	15	Kinross	29.82
15 Macfarlane, Liam	15	Swim W Isles	27.97	36 Chirside, Oscar	14	Garioch	29.89
16 McLaren, Adam	15	Westhill	28.03	37 Elrick, Arran	14	Westhill	29.97
17 Garrity, Luke	15	Inverclyde	28.17	38 Beetham, Samuel	15	F.I.R.S.T.	30.05
18 Hall, Dan	15	Aberdeen Per	28.25	39 Aberdeen, James	14	Banchory	31.00
19 Winship, Michael	15	Co Glasgow	28.41	--- Strachan, Jensen	14	Broch	XNS
20 Brown, Martyn	15	Aberdeen Per	28.46	--- Fearn, Dean L	14	Aberdeen Dol	XNS
21 Cumming, Alex	15	Bellshill	28.66				

Event 104 Boys 16 & Over 50 Metre Freestyle

Name	Age	Club	Time	Name	Age	Club	Time
1 Hammond, Lewis R	19	Sth Ayrshire	24.28	17 Wilson, Fraser	20	Aberdeen Per	26.71
*2 Birrell, Lewis	21	Aberdeen Per	24.44	18 Burr, Layton	16	Aberdeen Per	26.92
*2 Kringelis, Marijus	19	Edinburgh Un	24.44	19 Lorimer, Jack	16	Ythan	26.94
4 Dwyer, Vincent J	20	Edinburgh Un	24.73	20 Gatton, Andrew	21	Inverness	27.02
5 Lloyd, Reg	25	UniOfStirl	24.98	21 Macdonald, Kyle	17	Swim W Isles	27.07
6 Erentz, Ross	19	Sth Ayrshire	25.19	22 Klungland, Simen Klausen	17	Bryne SK	27.09
7 Brown, Matthew	19	Aberdeen Per	25.21	23 Mitchell, Cameron	16	St Thomas	27.23
8 Brechenser, Kieran M	18	Aberdeen Dol	25.36	24 Phillips, Adam	18	Dun City Aqu	27.47
9 Gibson, Jake	16	Broch	25.44	25 Smitton, Andrew	16	Banchory	27.53
10 Lennox, Kieran	16	Aberdeen Per	25.86	26 MacKenzie, Jake	17	Aberdeen Per	28.07
11 Leifsen, Gustav	20	Haugesund	25.89	27 Cairney, Calum	17	Ythan	28.12
12 Slessor, Conrad	17	Aberdeen Per	25.95	--- Long, Pete	59	Silver City	XNS
13 Austin, Lewis	16	Tain	26.17	--- Robertson, Tom A	17	Aberdeen Dol	XNS
14 Smyth, David	16	Glenrothes	26.22	--- Clark, Alex	17	Aberdeen Per	XNS
15 McKean, Lewis	20	UniOfStirl	26.23	--- Ferguson, Chris J	40	Aberdeen Dol	XNS
16 Tykesson, Oliver	22	UniOfStirl	26.49				

Event 105 Girls 12-13 50 Metre Backstroke

Name	Age	Club	Time	Name	Age	Club	Time
1 Smith, Eva	13	Aberdeen Per	34.15	14 Gildea, Daisy	12	Co Glasgow	37.11
2 Kirkwood, Jessica	13	Aberdeen Per	34.28	15 Thomson, Isla	13	Glenrothes	37.55
3 Smith, Kalila A	12	Aberdeen Dol	34.87	16 Petrie, Isla	13	Monifieth	37.61
4 Christoforos, Madison T	12	Aberdeen Dol	34.96	17 Crichton, Erica C	12	Aberdeen Dol	37.80
5 Crawford, Abigail	13	Co Glasgow	35.49	*18 Macsween, Eva	13	Swim W Isles	38.05
6 McNair, Lisa	13	F.I.R.S.T.	35.61	*18 Leune, Mya	12	Ythan	38.05
7 Yau, Hannah	13	Aberdeen Per	35.72	20 Campbell, Anna E	13	Co Glasgow	38.11
8 Stuart, Madisyn	13	Aberdeen Per	35.95	21 Scatteredy, Annabella B	13	Aberdeen Dol	38.35
9 Lamont, Eevie	13	Glenrothes	36.09	22 Beetham, Anna	13	F.I.R.S.T.	38.37
10 Ren, Gina	13	Co Glasgow	36.53	23 Strachan, Erin	13	Aberdeen Per	38.76
11 Thomas, Abigail	13	Nairn	36.60	24 Falconer, Sadie	13	St Thomas	38.87
12 Kidd, Juliette	13	Dun City Aqu	36.74	25 Laidlaw, Ava	13	Broch	39.48
13 Sloan, Jessica M	13	Kinross	36.91	26 Robertson, Katie	13	Perth City	40.01

27	Watson, Tyla Paige	12	Inverness	40.21	33	McGregor, Natalie	13	Perth City	41.28
28	McMahon, Cara	13	Dun City Aqu	40.36	34	Flockhart, Elissa	12	Aberdeen Per	41.98
29	McCreadie, Amy	13	Bellshill	40.47	35	Mitchell, Lucy	12	Garioch	42.80
30	Sanderson, Elena	13	Perth City	40.61	36	Tweedie, Katy	12	Garioch	43.08
31	Proctor, Sam	13	Huntly	41.12	37	Higgins, Charlotte	12	Aberdeen Per	43.77
32	Gadsden, Sarah	13	Perth City	41.20	38	Falconer, Abigail	13	Bellshill	45.88

Event 105 Girls 14-15 50 Metre Backstroke

Name	Age	Club	Time	Name	Age	Club	Time
1 Ren, Heidi	15	Co Glasgow	31.37	29 Fraser, Katie E	15	Kinross	37.66
2 Howe, Maria	15	Aberdeen Per	32.09	30 Kay, Isla	14	Westhill	37.69
3 Crawford, Zoe	15	F.I.R.S.T.	32.30	31 Tetlow, Ellie	14	Garioch	37.71
4 Renfrew, Katherine	15	Perth City	32.84	32 Coutts, Gemma	14	Westhill	37.81
5 Mennie, Melissa	14	Co Glasgow	33.05	33 Barton, Millie	14	Bellshill	37.89
6 Croxford, Coco	14	Co Glasgow	33.35	*34 Shand, Rebecca	15	Aberdeen Dol	37.96
7 Machin, Saphrina	15	Co Glasgow	33.48	*34 Zarouali, Yasmeen	15	Garioch	37.96
8 Smith, Zuzia	15	F.I.R.S.T.	33.78	36 Milne, Grace	14	Aberdeen Per	37.99
9 Anderson, Rhona	15	Shetland	34.29	37 Kari, Lia	15	Westhill	38.01
10 Mclean, Chloe	15	Dun City Aqu	34.37	38 Lyon, Aleisha E	14	Aberdeen Dol	38.04
11 Finlayson, Simone	15	Dun City Aqu	34.61	39 Henderson, Orla	14	Shetland	38.20
12 Chadwick, Charlotte L	15	Kinross	35.02	40 Hutchinson, Abbie L	14	Aberdeen Dol	38.46
13 Cumming, Alice	14	Co Glasgow	35.20	41 Schembri, Manon	14	Perth City	38.51
14 Tomasek, Dobrawa	15	St Thomas	35.27	42 Kidd, Isla	14	Dun City Aqu	38.79
15 Gumbrell, Cara	15	Ren 96	35.40	43 Jones, Sarah	15	Stonehaven	38.90
16 Clubb, Ailsa M	14	Aberdeen Dol	35.50	*44 Stewart, Amy	15	Aberdeen Per	38.99
17 Coull, Libby	15	St Thomas	35.52	*44 Weir, Jenna	15	Bellshill	38.99
18 Manson, Beth	15	Elgin	35.53	46 Laurie, Rose	14	Nairn	39.11
19 King, Olivia J	15	Aberdeen Dol	35.66	47 Mackay, Jessica	15	Aberdeen Per	39.48
20 Frame, Caitlin	15	F.I.R.S.T.	35.69	48 Thomson, Abigail	14	Dun City Aqu	39.54
*21 Macdonald, Keira	15	Swim W Isles	36.09	49 McManus, Olivia	14	Inverness	39.78
*21 Louw, Imogen	14	Westhill	36.09	50 Kidd, Zara	14	Dun City Aqu	41.97
23 Jupp, Emma	14	Aberdeen Per	36.21	51 Glover, Charlotte	15	Bellshill	43.10
*24 Boyd, Tessa	15	Garioch	36.72	--- McDougall, Sarra	15	Shetland	XNS
*24 Poolman, Ella	15	Glenrothes	36.72	--- Littlejohn, Amber	14	Aberdeen Dol	XNS
26 Higgins, Morgan	14	Aberdeen Per	36.83	--- Wraight, Charlotte	15	Westhill	NS
27 Morgan, Lucy	14	Aberdeen Per	36.92	--- Harcus, Abby	14	Shetland	NS
28 Taylor, Morgan	14	Shetland	37.27				

Event 105 Girls 16 & Over 50 Metre Backstroke

Name	Age	Club	Time	Name	Age	Club	Time
1 Grant, Emily	25	Aberdeen Per	30.24	10 Doubleday, Libby	17	Co Glasgow	33.53
2 Wood, Maree E	19	Aberdeen Per	30.77	11 Beaton, Jessica K	16	Aberdeen Dol	33.61
3 Belotti, Kiana	19	Edinburgh Un	31.61	12 Riach, Emily	20	Aberdeen Per	34.14
4 Crighton, Fearne	17	Perth City	31.70	13 Cassidy, Kate	18	Aberdeen Per	34.67
5 Yuda, Faith D	18	Aberdeen Dol	32.46	14 McGhee, Emily	19	Carnoustie	35.87
6 Reynard, Maya L	18	Aberdeen Dol	32.58	15 Currie, Erin	16	Ythan	36.01
7 Bruce, Natalie	17	Broch	32.92	--- Ferris, Scarlett	18	Perth City	XNS
8 Myles, Orla	16	Banchory	33.01	--- Baxter, Emily	19	Dun City Aqu	XNS
9 Gillespie, Ceri	17	Aberdeen Per	33.44				



Event 106 Boys 12-13 100 Metre Breaststroke

Name	Age	Club	Time	50	100
1 Machin, Aran	12	Co Glasgow	1:21.12	39.49	1:21.12
2 Dow, Frazer	13	Perth City	1:22.76	37.98	1:22.76
3 Connolly, Kyle	13	Co Glasgow	1:24.67	39.62	1:24.67
4 Reid, Fergus	13	Garioch	1:28.27	41.48	1:28.27
5 Coutts, Tyler	13	Shetland	1:28.96	40.88	1:28.96
6 Bichan, Owen	13	Banchory	1:31.21	42.53	1:31.21
7 Mossman, Kyle	13	Co Glasgow	1:32.33	44.16	1:32.33
8 Macpherson, Austin	12	Garioch	1:33.36	44.45	1:33.36
9 Cantley, Alex	12	Banchory	1:34.02	45.00	1:34.02
10 Jolly, Cameron	12	Aberdeen Per	1:34.40	45.97	1:34.40
11 Adam, Tearlach H	12	Perth City	1:35.02	43.33	1:35.02
12 Robertson, Thomas	13	Carnoustie	1:35.26	45.46	1:35.26
13 Farnan, Jamie	12	Southern lom	1:36.68	45.61	1:36.68
14 Aberdeen, Harry	12	Banchory	1:37.75	45.21	1:37.75
15 Storer, Alfred	12	Banchory	1:37.96	46.42	1:37.96
16 Adam, Scott	13	Huntly	1:42.02	47.74	1:42.02
17 Burt, Lewis	13	Inverness	1:47.54	46.68	1:47.54
24 Buchan, Ruairi	13	Garioch	1:40.65	45.51	1:40.65
--- McDonald, Finnley	13	Glenrothes	NS		
--- Pappelbaum, Jakob	12	Aberdeen Dol	NS		

Event 106 Boys 14-15 100 Metre Breaststroke

Name	Age	Club	Time	50	100
1 Kringelis, Rojus	15	Bellshill	1:12.95	33.95	1:12.95
2 Garrity, Luke	15	Inverclyde	1:15.28	35.13	1:15.28
3 McCombie, Dylan	15	Banchory	1:16.06	34.83	1:16.06
4 Christoforos, Connor M	14	Aberdeen Dol	1:17.27	36.92	1:17.27
5 Hall, Greg	15	Aberdeen Per	1:17.75	36.63	1:17.75
6 Martin, Johnny F	14	Kinross	1:17.97	35.95	1:17.97
7 Bullock, Toby	14	Midlothian	1:18.83	37.30	1:18.83
8 McCavish, Aidan	14	F.I.R.S.T.	1:19.12	37.86	1:19.12
9 Paton, Ben	15	Aberdeen Per	1:19.18	37.17	1:19.18
10 Smith, Archie C	15	Aberdeen Dol	1:19.37	38.05	1:19.37
11 Gauld, Callum C	15	Aberdeen Dol	1:19.74	36.00	1:19.74
12 Coull, Sam	14	Step Rock	1:20.07	37.45	1:20.07
13 Hall, Dan	15	Aberdeen Per	1:20.15	38.49	1:20.15
14 Nixon, Aidan	15	Bellshill	1:20.61	38.42	1:20.61
15 Ibrahim, Yusuf	15	Co Glasgow	1:20.90	37.58	1:20.90
16 McGregor, Alexander	14	Perth City	1:21.22	37.81	1:21.22
17 Sinclair, Taylor	15	Elgin	1:21.30	37.67	1:21.30
18 Macfarlane, Liam	15	Swim W Isles	1:21.58	38.78	1:21.58
19 Chapman, Kyran	15	Glenrothes	1:21.71	38.08	1:21.71
20 Beetham, Samuel	15	F.I.R.S.T.	1:21.84	38.52	1:21.84
21 Cumming, Alex	15	Bellshill	1:22.14	38.51	1:22.14
22 Boddie, James	15	Garioch	1:22.59	38.55	1:22.59
23 Hutchinson, Ross	14	Monifieth	1:23.26	37.85	1:23.26
24 Johnson, Lukas	15	Aberdeen Per	1:24.52	40.35	1:24.52
25 Scally, Logan	15	Aberdeen Per	1:24.83	40.59	1:24.83
26 Chirnside, Oscar	14	Garioch	1:25.17	40.19	1:25.17
27 Jackson, Logan	15	Aberdeen Per	1:25.26	40.87	1:25.26
28 Pritchard, Hayden	15	Garioch	1:25.94	38.88	1:25.94
29 Salamibakhsh, Daniel	15	Aberdeen Per	1:26.47	39.81	1:26.47
30 McLaren, Adam	15	Westhill	1:26.52	40.78	1:26.52
31 Winship, Michael	15	Co Glasgow	1:26.81	40.15	1:26.81
32 Geddie, Nathan	15	Garioch	1:27.29	41.66	1:27.29
33 Elrick, Arran	14	Westhill	1:27.33	40.70	1:27.33
34 Kerridge, Ashton	14	Glenrothes	1:28.73	43.49	1:28.73
35 Bremner, Lachlan	14	Inverness	1:29.61	41.79	1:29.61




Event 106 Boys 16 & Over 100 Metre Breaststroke

Name	Age	Club	Time	50	100
1 Trotman, Charlie M	20	Edinburgh Un	1:06.64	30.86	1:06.64
2 Arthur, Andrew	20	UniOfStirl	1:07.25	31.36	1:07.25
3 Fairbairn, Greg	20	UniOfStirl	1:07.40	32.01	1:07.40
4 Kringelis, Marijus	19	Edinburgh Un	1:08.45	31.91	1:08.45
5 Garrity, Matthew	18	Inverclyde	1:08.49	32.51	1:08.49
6 Morrison, Conner	25	Aberdeen Per	1:09.80	32.18	1:09.80
*7 Blair, David	19	Co Glasgow	1:10.57	32.96	1:10.57
*7 Solberg Holm, Eskil	18	Karmoy	1:10.57	32.67	1:10.57
9 Bangun, Albert	19	UniOfStirl	1:10.93	33.19	1:10.93
10 Junge, Sverre	17	Bryne SK	1:11.89	33.11	1:11.89
11 Mitchell, Cameron	16	St Thomas	1:12.13	33.19	1:12.13
12 Brechenser, Kieran M	18	Aberdeen Dol	1:12.26	33.26	1:12.26
13 Mitchell, Jack	16	Aberdeen Per	1:13.14	33.58	1:13.14
14 Roberts, Gavin	23	Co Glasgow	1:13.29	33.40	1:13.29
15 Erentz, Ross	19	Sth Ayrshire	1:14.17	34.70	1:14.17
16 Wood, Jacob	17	Elgin	1:14.52	33.93	1:14.52
17 Gibson, Jake	16	Broch	1:14.98	34.75	1:14.98
*18 Austin, Lewis	16	Tain	1:15.22	34.78	1:15.22
*18 Ward, Logan	16	Glenrothes	1:15.22	35.04	1:15.22
20 MacKenzie, Jake	17	Aberdeen Per	1:15.31	34.88	1:15.31
21 McLaughlin, Ben	16	Garioch	1:15.35	35.22	1:15.35
22 Lorimer, Jack	16	Ythan	1:16.14	35.16	1:16.14
23 Shaw, Cameron	17	F.I.R.S.T.	1:17.73	37.11	1:17.73
--- Pease, Sam	23	UniOfStirl	XNS		
--- Robinson, Tom	22	Aberdeen Per	XNS		

Event 107 Girls 12-13 100 Metre Freestyle

Name	Age	Club	Time	50	100
1 Stuart, Madisyn	13	Aberdeen Per	1:05.79	31.71	1:05.79
2 Ren, Gina	13	Co Glasgow	1:07.67	32.62	1:07.67
3 Thomas, Abigail	13	Nairn	1:07.83	33.32	1:07.83
4 Kirkwood, Jessica	13	Aberdeen Per	1:07.91	31.45	1:07.91
5 Christoforos, Madison T	12	Aberdeen Dol	1:09.23	33.29	1:09.23
6 Crawford, Abigail	13	Co Glasgow	1:09.49	33.75	1:09.49
7 Thomson, Isla	13	Glenrothes	1:09.52	33.90	1:09.52
8 Burel, Amelia	12	Glenrothes	1:09.80	33.36	1:09.80
9 Smith, Kalila A	12	Aberdeen Dol	1:10.09	34.56	1:10.09
10 McNair, Lisa	13	F.I.R.S.T.	1:10.19	34.39	1:10.19
11 Thomson, Ella	12	Perth City	1:10.42	33.90	1:10.42
12 Scatterty, Annabella B	13	Aberdeen Dol	1:10.56	33.45	1:10.56
13 McLean, Amelie	13	Huntly	1:10.73	34.04	1:10.73
14 Campbell, Anna E	13	Co Glasgow	1:10.91	34.13	1:10.91
15 Gildea, Daisy	12	Co Glasgow	1:10.98	33.92	1:10.98
16 Mitchell, Lola	13	Broch	1:11.18	34.09	1:11.18
17 Watson, Tyla Paige	12	Inverness	1:11.57	34.13	1:11.57
18 Sanderson, Elena	13	Perth City	1:11.81	34.58	1:11.81
19 Kidd, Juliette	13	Dun City Aqu	1:12.19	34.53	1:12.19
20 Leune, Mya	12	Ythan	1:12.52	34.63	1:12.52
21 Forbes, Payton	13	Buckie	1:12.78	35.28	1:12.78
22 Macsween, Eva	13	Swim W Isles	1:13.50	34.19	1:13.50
23 Mann, Ksenia	12	Dun City Aqu	1:13.90	35.43	1:13.90
24 Sloan, Jessica M	13	Kinross	1:14.15	35.68	1:14.15
25 Beetham, Anna	13	F.I.R.S.T.	1:14.20	34.81	1:14.20
26 Morgan, Libby	13	Banchory	1:15.05	35.69	1:15.05
27 Jarrett, Imogen	12	Dun City Aqu	1:15.06	35.56	1:15.06
28 Powell, Grace	13	Elgin	1:15.73	36.97	1:15.73



29	Walters, Charlotte	12	Aberdeen Per	1:15.99	35.86	1:15.99
30	Falconer, Sadie	13	St Thomas	1:16.15	36.45	1:16.15
31	Tweedie, Katy	12	Garioch	1:16.55	36.85	1:16.55
32	McGregor, Natalie	13	Perth City	1:18.47	37.14	1:18.47
33	McLaughlin, Erin	13	Garioch	1:18.55	37.32	1:18.55
34	Gadsden, Sarah	13	Perth City	1:20.83	37.34	1:20.83
35	McCreadie, Amy	13	Bellshill	1:21.00	38.42	1:21.00
36	Proctor, Sam	13	Huntly	1:23.55	40.57	1:23.55
37	Higgins, Charlotte	12	Aberdeen Per	1:25.09	40.53	1:25.09
38	Lamont, Eevie	13	Glenrothes	1:25.71	31.93	1:25.71
56	Reid, Amy Bell	13	Aberdeen Per	1:15.42	35.32	1:15.42
---	Strachan, Erin	13	Aberdeen Per	DQ		

Event 107 Girls 14-15 100 Metre Freestyle

Name	Age	Club	Time	50	100	
1	McNair, Suzie	15	F.I.R.S.T.	1:01.34	29.90	1:01.34
2	Renfrew, Katherine	15	Perth City	1:01.69	29.87	1:01.69
3	Ren, Heidi	15	Co Glasgow	1:02.74	30.56	1:02.74
4	Crawford, Zoe	15	F.I.R.S.T.	1:03.65	30.56	1:03.65
5	Poolman, Ella	15	Glenrothes	1:03.67	31.04	1:03.67
6	Coull, Madison B	14	Buckie	1:03.68	30.24	1:03.68
7	Machin, Saphrina	15	Co Glasgow	1:03.93	30.46	1:03.93
8	Beaton, Freya	14	Co Glasgow	1:03.96	30.83	1:03.96
9	Howe, Maria	15	Aberdeen Per	1:04.22	30.60	1:04.22
10	Connell, Louise	15	Co Glasgow	1:04.35	30.72	1:04.35
11	Low, Katie	15	Glenrothes	1:04.40	30.90	1:04.40
12	Mennie, Melissa	14	Co Glasgow	1:05.43	31.71	1:05.43
13	Frame, Caitlin	15	F.I.R.S.T.	1:05.65	32.30	1:05.65
14	Tomasek, Dobrawa	15	St Thomas	1:05.82	31.22	1:05.82
15	Glen, Thea	15	Co Glasgow	1:05.90	31.91	1:05.90
16	Smith, Taylor	15	St Thomas	1:06.09	31.60	1:06.09
17	King, Olivia J	15	Aberdeen Dol	1:06.15	31.38	1:06.15
18	Gumbrell, Cara	15	Ren 96	1:06.65	32.58	1:06.65
19	Cumming, Alice	14	Co Glasgow	1:07.22	31.96	1:07.22
20	Reid, Darci	15	Dun City Aqu	1:07.46	32.66	1:07.46
21	Parnaby, Caitlin	14	Elgin	1:07.64	32.53	1:07.64
22	Urquhart, Caitlin	15	Inverness	1:07.71	32.39	1:07.71
23	Fallone, Sofia	14	Monifieth	1:08.23	32.77	1:08.23
24	Clubb, Ailsa M	14	Aberdeen Dol	1:08.35	33.17	1:08.35
25	Wheeler, Harriet	15	Perth City	1:08.41	32.54	1:08.41
26	Payton, Leah	15	Ythan	1:08.93	33.88	1:08.93
27	Finlayson, Simone	15	Dun City Aqu	1:08.95	32.77	1:08.95
28	Reid, Isla	15	Garioch	1:09.03	33.32	1:09.03
29	Coull, Libby	15	St Thomas	1:09.04	33.69	1:09.04
30	McCall, Grace	15	Perth City	1:09.16	33.19	1:09.16
31	Morgan, Lucy	14	Aberdeen Per	1:09.21	32.26	1:09.21
32	Macdonald, Keira	15	Swim W Isles	1:09.44	33.30	1:09.44
33	Boyd, Tessa	15	Garioch	1:09.75	33.22	1:09.75
34	Barton, Millie	14	Bellshill	1:09.92	33.79	1:09.92
35	MacKenzie, Taylor	15	Monifieth	1:10.04	32.68	1:10.04
36	Walber, Katie	14	Aberdeen Per	1:10.07	33.73	1:10.07
37	Kidd, Isla	14	Dun City Aqu	1:10.11	33.09	1:10.11
38	Murphy, Jenna	15	Bellshill	1:10.15	32.94	1:10.15
39	Lyon, Aleisha E	14	Aberdeen Dol	1:10.35	34.53	1:10.35
40	Williamson, Talia	15	Banchory	1:10.38	32.81	1:10.38
41	Louw, Imogen	14	Westhill	1:10.47	33.57	1:10.47
42	Smart, Katie	14	Perth City	1:10.96	34.09	1:10.96
43	Kidd, Zara	14	Dun City Aqu	1:11.15	33.73	1:11.15



44	Carruthers, Sophie	14	Glenrothes	1:11.35	33.21	1:11.35
45	Weir, Amy	15	Bellshill	1:11.42	34.03	1:11.42
46	Kari, Lia	15	Westhill	1:11.51	34.30	1:11.51
47	Mo, Summer	14	Westhill	1:11.88	34.38	1:11.88
48	Enoch, Anastasia	14	Aberdeen Per	1:11.91	33.47	1:11.91
49	Fraser, Katie E	15	Kinross	1:12.13	34.48	1:12.13
50	McLeod, Amelle	14	Perth City	1:12.45	35.11	1:12.45
51	Weir, Jenna	15	Bellshill	1:12.76	34.43	1:12.76
52	Taylor, Morgan	14	Shetland	1:13.31	34.33	1:13.31
53	Kay, Isla	14	Westhill	1:13.32	35.62	1:13.32
54	Coutts, Gemma	14	Westhill	1:14.33	35.28	1:14.33
55	Hutchinson, Abbie L	14	Aberdeen Dol	1:14.83	34.57	1:14.83
57	MacKinnon, Isla	15	Inverness	1:18.09	37.54	1:18.09
---	Wraight, Charlotte	15	Westhill	NS		

Event 107 Girls 16 & Over 100 Metre Freestyle

Name	Age	Club	Time	50	100	
1	Alcaras, Gaia	20	Aberdeen Per	59.23	28.83	59.23
2	Lawrie, Kirstin E	21	Edinburgh Un	1:00.34	29.34	1:00.34
3	Murray, Jennifer	19	Edinburgh Un	1:00.56	29.15	1:00.56
4	Stemp, Abigail G	19	Edinburgh Un	1:00.97	28.70	1:00.97
5	Swanson, Mhairi	23	Aberdeen Per	1:01.31	29.50	1:01.31
6	Nikelis, Haide	16	Karmoy	1:01.43	30.08	1:01.43
7	Nilsen, Mari	19	Haugesund	1:01.47	29.74	1:01.47
8	Hall, Kailyn	18	Aberdeen Per	1:01.61	29.82	1:01.61
9	Carlsen, Amanda	16	Bryne SK	1:01.71	29.66	1:01.71
10	Russell, Vicky	22	UniOfStirl	1:01.94	29.72	1:01.94
11	Carlsen, Amilie	18	Bryne SK	1:02.04	29.53	1:02.04
12	Boddie, Catherine	18	Garioch	1:02.56	29.95	1:02.56
13	Belotti, Kiana	19	Edinburgh Un	1:02.72	30.15	1:02.72
14	Bruce, Natalie	17	Broch	1:03.79	31.39	1:03.79
15	Wood, Maree E	19	Aberdeen Per	1:03.82	30.33	1:03.82
16	Gillespie, Ceri	17	Aberdeen Per	1:03.87	30.27	1:03.87
17	Rogers, Faye	20	Aberdeen Per	1:04.05	31.44	1:04.05
18	Beaton, Jessica K	16	Aberdeen Dol	1:04.33	30.17	1:04.33
19	Chalmers, Ella	16	Ythan	1:04.42	30.90	1:04.42
20	Shaw, Toni	19	UniOfStirl	1:04.56	30.95	1:04.56
21	Reynard, Maya L	18	Aberdeen Dol	1:04.60	31.99	1:04.60
22	Currie, Erin	16	Ythan	1:05.30	31.45	1:05.30
23	Medhaug Rossebo, Mina	16	Karmoy	1:06.06	32.09	1:06.06
24	Gault, Eilidh	16	Ythan	1:06.23	31.89	1:06.23
25	Liland, Ida	16	Bryne SK	1:06.34	31.59	1:06.34
26	Sletteboe, Sara	17	Bryne SK	1:06.53	31.37	1:06.53
27	Froyland, Charlotte	19	Haugesund	1:07.18	30.78	1:07.18
28	Macdonald, Isla	16	Inverness	1:07.34	32.54	1:07.34
---	Adair, Sophie	17	Stonehaven	DQ		
---	Slessor, Anya	18	Aberdeen Per	XNS		
---	Grieve, Lucy	18	Sth Ayrshire	XNS		
---	Campbell, Katy A	17	Aberdeen Dol	XNS		
---	Adams, Morven	21	Dun City Aqu	NS		

Event 108 Boys 12-13 400 Metre Freestyle

Name	Age	Club	Time	50	100	150	200	250	300	350	400
1 Machin, Aran	12	Co Glasgow	5:00.74	32.40	1:10.36	1:48.24	2:27.37	3:05.85	3:45.40	4:23.40	5:00.74
2 Reid, Fergus	13	Garioch	5:07.92	35.47	1:14.16	1:54.27	2:34.12	3:14.30	3:53.65	4:31.95	5:07.92
3 Mossman, Kyle	13	Co Glasgow	5:14.65	33.94	1:13.95	1:54.50	2:35.41	3:15.95	3:57.23	4:36.93	5:14.65
4 Farnan, Jamie	12	Southern lom	5:28.89	35.63	1:17.53	1:58.53	2:41.54	3:23.48	4:06.25	4:48.12	5:28.89
5 Malkin-Gill, Clark	13	Inverclyde	5:36.53	34.53	1:15.54	1:58.66	2:42.86	3:27.30	4:11.88	4:55.29	5:36.53
6 Macpherson, Austin	12	Garioch	5:41.79	35.16	1:17.42	2:01.52	2:45.58	3:29.38	4:14.99	5:00.13	5:41.79
--- Collins, Ethan	13	Bellshill	DQ								

Event 108 Boys 14-15 400 Metre Freestyle

Name	Age	Club	Time	50	100	150	200	250	300	350	400
1 Gault, Callum C	15	Aberdeen Dol	4:26.50	29.69	1:02.61	1:36.56	2:10.37	2:44.52	3:19.25	3:53.99	4:26.50
2 Hall, Greg	15	Aberdeen Per	4:27.11	30.19	1:03.17	1:37.93	2:12.51	2:47.75	3:22.54	3:56.17	4:27.11
3 Boddie, James	15	Garioch	4:30.22	29.63	1:03.66	1:38.26	2:13.22	2:48.09	3:23.31	3:57.63	4:30.22
4 Chirside, Oscar	14	Garioch	4:33.74	30.63	1:05.11	1:40.13	2:15.13	2:50.00	3:25.03	4:00.05	4:33.74
5 Buchanan, Cain	15	Dun City Aqu	4:39.70	30.04	1:03.83	1:38.49	2:13.72	2:48.83	3:25.11	4:01.88	4:39.70
6 Norris, Jensen	14	Perth City	4:40.23	30.69	1:05.71	1:41.18	2:17.41	2:53.13	3:30.20	4:06.52	4:40.23
7 Sinclair, Taylor	15	Elgin	4:41.06	30.24	1:04.12	1:39.46	2:15.93	2:52.96	3:30.11	4:06.35	4:41.06
8 Philip, Corey	14	Dun City Aqu	4:49.18	32.13	1:08.52	1:45.65	2:22.44	2:59.88	3:37.85	4:14.24	4:49.18
9 Garrity, Luke	15	Inverclyde	4:50.64	31.32	1:07.13	1:43.40	2:21.21	2:56.98	3:35.87	4:13.46	4:50.64
10 Ibrahim, Yusuf	15	Co Glasgow	4:51.96	32.63	1:09.02	1:46.09	2:23.47	3:00.84	3:38.71	4:16.10	4:51.96
11 Ferguson, Jake	14	F.I.R.S.T.	4:56.06	32.94	1:09.97	1:47.41	2:25.85	3:03.98	3:42.16	4:19.23	4:56.06
12 McLaughlin, Fraser	15	Elgin	4:57.22	31.90	1:08.71	1:46.29	2:24.81	3:03.67	3:42.83	4:20.78	4:57.22
13 Brown, Rowan	15	Elgin	4:57.40	30.07	1:05.38	1:42.78	2:21.35	3:00.58	3:40.19	4:19.81	4:57.40
14 Storer, Edward	15	Banchory	5:00.42	31.29	1:06.95	1:44.46	2:23.44	3:03.37	3:43.40	4:22.96	5:00.42
15 Geddie, Nathan	15	Garioch	5:02.11	32.87	1:09.78	1:47.82	2:26.62	3:06.02	3:45.57	4:24.96	5:02.11
16 Crichton, Duncan J	15	Kinross	5:07.35	33.28	1:11.53	1:52.16	2:32.37	3:13.31	3:53.44	4:32.27	5:07.35
17 Pritchard, Hayden	15	Garioch	5:13.90	34.24	1:13.19	1:53.71	2:33.52	3:13.85	3:54.34	4:34.17	5:13.90
18 Hughes, Freddie	15	Bellshill	5:14.31	34.74	1:14.07	1:54.19	2:34.80	3:15.66	3:56.05	4:36.69	5:14.31
19 Geddes, Caleb	14	Bellshill	5:14.68	35.09	1:14.32	1:54.75	2:35.66	3:16.29	3:57.41	4:37.50	5:14.68
20 Cumming, Alex	15	Bellshill	5:15.14	33.05	1:12.25	1:52.40	2:32.45	3:13.46	3:53.69	4:35.13	5:15.14
21 Murphy, Euan	14	Ythan	5:20.93	35.26	1:14.94	1:56.42	2:37.66	3:20.43	4:02.33	4:42.70	5:20.93
22 Nixon, Aidan	15	Bellshill	5:22.66	36.74	1:16.60	1:58.23	2:40.05	3:21.42	4:02.94	4:43.12	5:22.66
23 Calder, Ryan	14	Broch	5:25.24	33.35	1:11.70	1:51.99	2:34.93	3:17.15	4:00.31	4:42.74	5:25.24

Event 108 Boys 16 & Over 400 Metre Freestyle

Name	Age	Club	Time	50	100	150	200	250	300	350	400
1 Froyland-Jensen, Amund	17	Karmoy	4:08.17	28.24	59.54	1:31.12	2:02.68	2:34.67	3:06.32	3:38.86	4:08.17
2 Lloyd, Reg	25	UniOfStirl	4:10.16	27.73	58.22	1:30.12	2:01.99	2:34.20	3:06.02	3:38.68	4:10.16
3 Taylor, Jon	18	Aberdeen Per	4:20.71	28.63	59.89	1:32.21	2:05.33	2:38.77	3:13.07	3:47.32	4:20.71
4 McLaughlin, Ben	16	Garioch	4:23.52	30.15	1:03.51	1:37.10	2:11.28	2:44.84	3:19.12	3:52.52	4:23.52
5 Carter, Ollie	22	UniOfStirl	4:24.24	30.03	1:02.44	1:36.30	2:10.34	2:43.65	3:17.11	3:50.95	4:24.24
6 Wood, Jacob	17	Elgin	4:25.32	28.37	1:00.79	1:34.89	2:09.82	2:43.69	3:18.66	3:52.81	4:25.32
7 Brown, Matthew	19	Aberdeen Per	4:34.33	29.02	1:00.59	1:34.35	2:10.51	2:47.63	3:25.91	4:02.21	4:34.33
8 Mitchell, Kyle	16	Garioch	4:34.74	29.44	1:03.44	1:39.01	2:15.13	2:50.44	3:25.64	4:01.41	4:34.74
9 Burr, Layton	16	Aberdeen Per	4:35.63	30.30	1:04.75	1:39.65	2:15.51	2:51.53	3:27.83	4:02.57	4:35.63
10 Heigre, Emil O	16	Bryne SK	4:44.59	30.23	1:04.06	1:39.52	2:15.78	2:52.67	3:30.18	4:08.00	4:44.59



Event 201 Girls 12-13 200 Metre Backstroke

Name	Age	Club	Time	50	100	150	200
1 McNair, Lisa	13	F.I.R.S.T.	2:43.32	39.47	1:22.87	2:04.15	2:43.32
2 Smith, Eva	13	Aberdeen Per	2:44.56	37.95	1:20.51	2:04.07	2:44.56
3 Ren, Gina	13	Co Glasgow	2:46.95	39.29	1:22.16	2:05.20	2:46.95
4 Kidd, Juliette	13	Dun City Aqu	2:50.06	40.10	1:24.10	2:08.20	2:50.06
5 Lamont, Eevie	13	Glenrothes	2:50.97	39.98	1:24.58	2:09.93	2:50.97
6 Petrie, Isla	13	Monifieth	2:52.98	40.27	1:25.24	2:10.60	2:52.98
7 Falconer, Sadie	13	St Thomas	2:53.16	42.39	1:27.03	2:11.14	2:53.16
8 Gildea, Daisy	12	Co Glasgow	2:54.66	40.91	1:26.31	2:11.03	2:54.66
*9 Strachan, Erin	13	Aberdeen Per	3:01.53	43.12	1:28.78	2:17.35	3:01.53
*9 Moore, Abigail	12	Garioch	3:12.77	45.88	1:33.40	2:24.26	3:12.77
10 Robertson, Katie	13	Perth City	3:05.00	45.09	1:31.70	2:20.70	3:05.00
11 Mitchell, Lucy	12	Garioch	3:07.61	43.75	1:32.28	2:20.51	3:07.61
12 McCreddie, Amy	13	Bellshill	3:10.73	45.48	1:33.99	2:23.97	3:10.73
13 McLaughlin, Erin	13	Garioch	3:11.53	45.13	1:34.70	2:23.35	3:11.53
14 McGregor, Natalie	13	Perth City	3:12.05	46.20	1:37.36	2:25.17	3:12.05
15 Tweedie, Katy	12	Garioch	3:14.70	45.29	1:35.59	2:25.60	3:14.70
16 Higgins, Charlotte	12	Aberdeen Per	3:21.20	47.59	1:39.48	2:30.33	3:21.20

Event 201 Girls 14-15 200 Metre Backstroke

Name	Age	Club	Time	50	100	150	200
1 Ren, Heidi	15	Co Glasgow	2:26.50	33.62	1:11.82	1:49.95	2:26.50
2 McNair, Suzie	15	F.I.R.S.T.	2:28.48	35.71	1:13.91	1:51.69	2:28.48
3 Renfrew, Katherine	15	Perth City	2:29.07	35.22	1:13.19	1:52.22	2:29.07
4 Howe, Maria	15	Aberdeen Per	2:29.25	33.67	1:11.20	1:50.55	2:29.25
5 Machin, Saphrina	15	Co Glasgow	2:31.14	34.71	1:12.71	1:51.68	2:31.14
6 Smith, Zuzia	15	F.I.R.S.T.	2:37.23	36.22	1:16.82	1:57.81	2:37.23
7 Mennie, Melissa	14	Co Glasgow	2:37.29	35.98	1:16.77	1:58.02	2:37.29
8 Beaton, Freya	14	Co Glasgow	2:38.10	36.57	1:58.00	2:38.10	
9 Smith, Taylor	15	St Thomas	2:39.16	36.90	1:17.82	1:59.06	2:39.16
10 Manson, Beth	15	Elgin	2:39.82	38.69	1:19.66	2:01.22	2:39.82
11 Glen, Thea	15	Co Glasgow	2:40.32	38.20	1:18.30	2:00.02	2:40.32
12 Anderson, Rhona	15	Shetland	2:41.89	36.84	1:18.03	1:59.98	2:41.89
13 Low, Katie	15	Glenrothes	2:42.27	37.10	1:18.48	2:01.05	2:42.27
14 Chadwick, Charlotte L	15	Kinross	2:42.67	37.83	1:19.66	2:02.58	2:42.67
15 Jupp, Emma	14	Aberdeen Per	2:46.08	38.77	1:21.23	2:04.48	2:46.08
16 Boyd, Tessa	15	Garioch	2:46.24	39.35	1:22.09	2:04.71	2:46.24
17 McLeod, Lucy	15	F.I.R.S.T.	2:46.46	39.70	1:22.51	2:05.59	2:46.46
18 Tomasek, Dobrawa	15	St Thomas	2:46.49	39.37	1:22.48	2:05.68	2:46.49
19 Fraser, Eden	15	Aberdeen Per	2:48.14	38.86	1:21.54	2:04.72	2:48.14
20 Poolman, Ella	15	Glenrothes	2:48.82	38.65	1:22.69	2:06.41	2:48.82
21 Macdonald, Keira	15	Swim W Isles	2:51.61	41.21	1:24.98	2:09.59	2:51.61
22 Tetlow, Ellie	14	Garioch	2:52.66	40.16	1:24.67	2:09.29	2:52.66
23 Smart, Katie	14	Perth City	2:52.67	40.01	1:23.81	2:08.49	2:52.67
24 Clubb, Ailsa M	14	Aberdeen Dol	2:53.26	40.96	1:25.71	2:11.61	2:53.26
25 Kay, Isla	14	Westhill	2:54.49	41.28	1:26.16	2:12.09	2:54.49
26 Coutts, Gemma	14	Westhill	2:54.73	40.24	1:25.66	2:10.82	2:54.73
27 Mo, Summer	14	Westhill	2:54.98	42.07	1:25.63	2:11.88	2:54.98
28 Fraser, Katie E	15	Kinross	2:55.25	41.37	1:26.07	2:11.52	2:55.25
29 Louw, Imogen	14	Westhill	2:55.92	41.01	1:25.43	2:11.52	2:55.92
30 Jones, Sarah	15	Stonehaven	2:56.86	41.35	1:26.38	2:56.86	
31 McCall, Grace	15	Perth City	2:57.90	42.21	1:28.26	2:13.66	2:57.90
32 Zarouali, Yasmeen	15	Garioch	2:58.71	40.78	1:26.60	2:13.33	2:58.71
33 Lyon, Aleisha E	14	Aberdeen Dol	2:59.49	42.30	1:29.47	2:17.63	2:59.49
34 Weir, Jenna	15	Bellshill	3:00.85	39.45	1:25.06	2:13.39	3:00.85
35 Breingan, Hannah M	15	Kinross	3:02.23	41.62	1:29.36	2:17.29	3:02.23
36 Taylor, Morgan	14	Shetland	3:02.57	41.01	1:27.72	2:16.60	3:02.57



37	Kari, Lia	15	Westhill	3:02.92	42.95	1:29.52	2:18.72	3:02.92
38	MacKinnon, Isla	15	Inverness	3:06.65	42.27	1:29.47	2:18.14	3:06.65
39	MacPherson, Jessica	15	Nairn	3:06.80	45.61	1:32.11	2:21.11	3:06.80
40	Reid, Isla	15	Garioch	3:07.80	44.25	1:33.33	2:20.75	3:07.80
41	Kidd, Zara	14	Dun City Aqu	3:08.38	44.68	1:32.65	2:22.52	3:08.38
42	Yong, Isabelle	14	Garioch	3:09.02	44.09	1:33.36	2:21.85	3:09.02
43	Mackay, Jessica	15	Aberdeen Per	3:09.91	44.43	1:33.36	2:22.36	3:09.91
---	Crawford, Zoe	15	F.I.R.S.T.	DQ				

Event 201 Girls 16 & Over 200 Metre Backstroke

Name	Age	Club	Time	50	100	150	200	
1	Brown, Yvonne	20	Aberdeen Per	2:22.61	33.42	1:09.24	1:46.55	2:22.61
2	Crichton, Fearne	17	Perth City	2:26.25	32.87	1:10.64	1:49.10	2:26.25
3	Belotti, Kiana	19	Edinburgh Un	2:27.73	33.49	1:09.86	1:48.50	2:27.73
4	Doubleday, Libby	17	Co Glasgow	2:34.69	37.05	1:15.99	1:56.10	2:34.69
5	Beaton, Jessica K	16	Aberdeen Dol	2:35.84	35.56	1:14.58	1:55.51	2:35.84
6	Riach, Emily	20	Aberdeen Per	2:40.12	36.42	1:16.97	1:59.31	2:40.12
7	Liland, Ida	16	Bryne SK	2:43.38	39.35	1:20.64	2:03.04	2:43.38
8	Currie, Erin	16	Ythan	2:44.57	37.54	1:19.75	2:02.51	2:44.57
---	Adams, Orla L	27	Aberdeen Per	DQ				

Event 202 Boys 12-13 200 Metre Freestyle

Name	Age	Club	Time	50	100	150	200	
1	Bichan, Owen	13	Banchory	2:20.82	31.91	1:07.67	1:45.05	2:20.82
2	Machin, Aran	12	Co Glasgow	2:22.44	32.88	1:09.56	1:47.05	2:22.44
3	Connolly, Kyle	13	Co Glasgow	2:25.64	32.34	1:10.93	1:49.42	2:25.64
4	Coutts, Tyler	13	Shetland	2:27.04	34.65	1:12.91	1:52.85	2:27.04
5	Reid, Fergus	13	Garioch	2:27.17	33.57	1:49.13	2:27.17	
6	Mossman, Kyle	13	Co Glasgow	2:27.50	31.82	1:09.31	1:48.32	2:27.50
7	Paton, Struan	13	Aberdeen Per	2:32.39	34.33	1:13.50	1:53.32	2:32.39
8	Dow, Frazer	13	Perth City	2:32.71	35.46	1:15.42	1:55.98	2:32.71
9	Bruce, Finlay	13	Perth City	2:33.17	35.71	1:15.85	1:55.39	2:33.17
10	Malkin-Gill, Clark	13	Inverclyde	2:36.08	34.87	1:16.13	1:58.73	2:36.08
11	Storer, Alfred	12	Banchory	2:36.25	35.04	1:15.55	1:57.86	2:36.25
12	Holmes, Alex I	12	Glenrothes	2:37.75	36.31	1:17.71	2:00.66	2:37.75
13	Macpherson, Austin	12	Garioch	2:39.35	35.16	1:17.70	2:01.18	2:39.35
14	Farnan, Jamie	12	Southern lom	2:39.37	35.87	1:17.60	1:59.27	2:39.37
15	Khowboonchai, Sky	12	Aberdeen Per	2:40.12	36.57	1:19.05	2:02.51	2:40.12
16	Guisés, Anatole	13	Aberdeen Dol	2:41.90	35.04	1:16.50	1:59.72	2:41.90
17	Jolly, Cameron	12	Aberdeen Per	2:43.97	37.76	1:20.74	2:03.88	2:43.97
18	Buchan, Ruairi	13	Garioch	2:44.39	35.76	1:18.78	2:04.58	2:44.39
19	Kelly, Max	12	Garioch	2:51.90	37.66	1:22.00	2:07.37	2:51.90
20	Primrose, William	13	Carnoustie	2:54.07	38.08	1:22.02	2:08.91	2:54.07
21	Adam, Coinneach	13	Perth City	2:58.82	39.75	1:26.66	2:14.64	2:58.82
22	Ridler, Harry	12	Perth City	2:58.89	41.01	1:28.57	2:15.90	2:58.89
---	Williamson, Harley	13	Shetland	XNS				

Event 202 Boys 14-15 200 Metre Freestyle

Name	Age	Club	Time	50	100	150	200	
1	Buchanan, Cain	15	Dun City Aqu	2:05.17	28.40	59.61	1:32.32	2:05.17
2	Connolly, Kai	15	Co Glasgow	2:05.87	28.80	1:00.77	1:33.54	2:05.87
3	Gauld, Callum C	15	Aberdeen Dol	2:06.07	28.43	59.93	1:33.35	2:06.07
4	Hall, Greg	15	Aberdeen Per	2:09.82	29.72	1:02.00	1:36.15	2:09.82
5	Norris, Jensen	14	Perth City	2:10.52	29.27	1:03.52	1:39.17	2:10.52
6	Sinclair, Taylor	15	Elgin	2:10.55	29.59	1:02.70	1:37.39	2:10.55
7	Boddie, James	15	Garioch	2:10.77	29.34	1:02.96	1:37.31	2:10.77
8	Liversedge, Torin	15	Banchory	2:12.04	28.89	1:01.05	1:35.67	2:12.04
9	Johnson, Lukas	15	Aberdeen Per	2:12.52	29.87	1:04.09	1:38.60	2:12.52

10	Hall, Dan	15	Aberdeen Per	2:13.00	30.16	1:03.53	1:38.90	2:13.00
11	Philip, Corey	14	Dun City Aqu	2:13.30	30.45	1:05.09	1:40.73	2:13.30
12	Chirnside, Oscar	14	Garioch	2:13.49	30.46	1:05.19	1:39.80	2:13.49
13	Bullock, Toby	14	Midlothian	2:15.00	31.25	1:06.20	1:41.19	2:15.00
14	Garrity, Luke	15	Inverclyde	2:15.38	30.76	1:06.04	1:42.28	2:15.38
15	Brown, Rowan	15	Elgin	2:15.72	29.44	1:04.08	1:41.47	2:15.72
16	Paton, Ben	15	Aberdeen Per	2:16.84	30.78	1:06.07	1:42.32	2:16.84
17	Ibrahim, Yusuf	15	Co Glasgow	2:18.54	30.68	1:06.28	1:42.61	2:18.54
18	McLaughlin, Fraser	15	Elgin	2:19.03	31.22	1:06.56	1:43.38	2:19.03
19	Storer, Edward	15	Banchory	2:19.19	30.61	1:05.85	1:42.68	2:19.19
20	Geddie, Nathan	15	Garioch	2:20.56	31.47	1:07.46	1:45.08	2:20.56
21	Ferguson, Jake	14	F.I.R.S.T.	2:20.62	32.04	1:08.33	1:44.78	2:20.62
22	McCavish, Aidan	14	F.I.R.S.T.	2:21.47	32.39	1:08.86	1:46.30	2:21.47
23	Coull, Sam	14	Step Rock	2:21.59	31.08	1:07.47	1:44.18	2:21.59
24	Simpson, Greig J	15	Aberdeen Per	2:22.69	31.52	1:08.08	1:45.50	2:22.69
25	Winship, Michael	15	Co Glasgow	2:22.74	33.07	1:09.31	1:46.78	2:22.74
26	Macfarlane, Liam	15	Swim W Isles	2:23.31	32.17	1:09.40	1:48.40	2:23.31
27	Crichton, Duncan J	15	Kinross	2:25.73	32.75	1:10.94	1:49.79	2:25.73
28	Pritchard, Hayden	15	Garioch	2:27.25	32.17	1:09.57	1:48.43	2:27.25
29	McLaren, Adam	15	Westhill	2:27.55	31.57	1:09.03	1:48.42	2:27.55
30	Gow, Innes	14	Garioch	2:28.12	34.45	1:12.34	1:51.84	2:28.12
31	McGregor, Alexander	14	Perth City	2:28.88	32.63	1:11.30	1:51.11	2:28.88
32	Hughes, Freddie	15	Bellshill	2:28.94	34.25	1:12.65	1:51.55	2:28.94
33	Cumming, Alex	15	Bellshill	2:29.00	32.73	1:10.90	1:50.62	2:29.00
34	Hutchinson, Ross	14	Monifieth	2:30.03	33.58	1:12.92	1:52.64	2:30.03
35	Murphy, Euan	14	Ythan	2:30.51	34.65	1:13.92	1:53.55	2:30.51
36	Hay, Jamie	14	Garioch	2:31.05	34.30	1:13.30	1:52.70	2:31.05
37	Nixon, Aidan	15	Bellshill	2:31.40	33.90	1:11.89	1:51.61	2:31.40
38	Aberdein, James	14	Banchory	2:34.43	34.04	1:13.45	1:54.21	2:34.43
39	Elrick, Arran	14	Westhill	2:35.44	34.64	1:15.89	1:57.59	2:35.44
40	Pogorzelec, Matthew	14	Monifieth	2:40.37	37.51	1:20.61	2:02.63	2:40.37
---	Abernethy, Zander P	15	Aberdeen Dol	NS				
---	Smith, Archie C	15	Aberdeen Dol	XNS				
---	Strachan, Jensen	14	Broch	XNS				

Event 202 Boys 16 & Over 200 Metre Freestyle

Name	Age	Club	Time	50	100	150	200	
1	Poole, Charlie	21	UniOfStirl	1:54.84	26.72	55.96	1:25.92	1:54.84
2	Lloyd, Reg	25	UniOfStirl	1:55.14	27.00	56.11	1:26.16	1:55.14
3	Travis, Cameron	18	Aberdeen Per	1:55.69	26.98	57.18	1:26.63	1:55.69
4	Froyland-Jensen, Amund	17	Karmoy	1:58.21	27.33	57.29	1:28.31	1:58.21
5	Fairbairn, Greg	20	UniOfStirl	1:59.03	27.79	57.71	1:28.52	1:59.03
6	Robinson, Tom	22	Aberdeen Per	1:59.63	27.90	58.92	1:29.79	1:59.63
7	Taylor, Jon	18	Aberdeen Per	2:01.16	28.53	59.72	1:30.47	2:01.16
*8	Hammond, Lewis R	19	Sth Ayrshire	2:01.56	28.01	59.71	1:30.16	2:01.56
*8	Bangun, Albert	19	UniOfStirl	2:01.56	28.46	59.71	1:30.90	2:01.56
10	Gibson, Jake	16	Broch	2:03.71	28.80	1:00.65	1:33.29	2:03.71
11	Leifsen, Gustav	20	Haugesund	2:03.87	28.62	59.99	1:32.34	2:03.87
12	Carter, Ollie	22	UniOfStirl	2:04.04	28.69	1:00.02	1:32.36	2:04.04
13	Trotman, Charlie M	20	Edinburgh Un	2:04.14	28.74	1:00.14	1:32.15	2:04.14
14	Wood, Jacob	17	Elgin	2:05.06	27.91	59.90	1:32.88	2:05.06
15	Brown, Matthew	19	Aberdeen Per	2:06.16	28.45	59.97	1:32.09	2:06.16
16	Dwyer, Vincent J	20	Edinburgh Un	2:06.39	28.71	1:00.73	1:33.48	2:06.39
17	Burr, Layton	16	Aberdeen Per	2:07.57	29.01	1:01.13	1:34.52	2:07.57
18	Heigre, Emil O	16	Bryne SK	2:08.47	29.51	1:02.36	1:35.41	2:08.47
19	McKean, Lewis	20	UniOfStirl	2:08.62	28.53	1:00.38	1:34.72	2:08.62
20	Brechensner, Kieran M	18	Aberdeen Dol	2:08.78	28.62	1:00.84	1:34.71	2:08.78
21	Erentz, Ross	19	Sth Ayrshire	2:08.97	28.03	59.58	1:34.17	2:08.97

22	Solberg Holm, Eskil	18	Karmoy	2:08.99	28.79	1:01.55	1:36.03	2:08.99
23	Junge, Sverre	17	Bryne SK	2:09.07	29.94	1:03.37	1:36.36	2:09.07
24	Shaw, Cameron	17	F.I.R.S.T.	2:11.15	28.60	1:02.64	1:37.24	2:11.15
25	Ward, Logan	16	Glenrothes	2:12.62	30.38	1:04.35	1:39.45	2:12.62
26	Macdonald, Kyle	17	Swim W Isles	2:13.53	31.00	1:05.58	1:42.44	2:13.53
27	Stirling, Haydyn	16	St Thomas	2:15.20	30.19	1:05.14	1:41.10	2:15.20
28	Phillips, Adam	18	Dun City Aqu	2:15.37	30.91	1:06.03	1:42.33	2:15.37
29	Mitchell, Kyle	16	Garioch	2:18.14	29.58	1:03.61	1:40.45	2:18.14
30	Mitchell, Cameron	16	St Thomas	2:18.60	29.84	1:04.37	1:41.58	2:18.60
31	MacKenzie, Jake	17	Aberdeen Per	2:20.17	30.71	1:06.68	1:44.01	2:20.17
---	Smyth, David	16	Glenrothes	XNS				

Event 203 Girls 12-13 50 Metre Breaststroke

Name	Age	Club	Time	Name	Age	Club	Time		
1	Christoforos, Madison T	12	Aberdeen Dol	37.35	26	Watson, Tyla Paige	12	Inverness	45.92
2	Burel, Amelia	12	Glenrothes	38.10	27	Proctor, Sam	13	Huntly	46.05
3	Kirkwood, Jessica	13	Aberdeen Per	38.41	28	Macswen, Eva	13	Swim W Isles	46.07
4	Thomson, Ella	12	Perth City	38.65	29	Enoch, Theresa	12	Aberdeen Per	46.16
5	Mann, Ksenia	12	Dun City Aqu	39.44	30	Campbell, Anna E	13	Co Glasgow	46.36
6	Forbes, Payton	13	Buckie	39.94	31	McCreadie, Amy	13	Bellshill	46.61
7	Thomas, Abigail	13	Nairn	40.90	32	Mitchell, Lucy	12	Garioch	46.73
8	Mitchell, Lola	13	Broch	40.95	33	Reid, Amy Bell	13	Aberdeen Per	46.89
9	Stuart, Madisyn	13	Aberdeen Per	41.56	34	Murray, Lillie	12	Buckie	47.42
10	Yau, Hannah	13	Aberdeen Per	41.74	35	Sloan, Jessica M	13	Kinross	47.50
11	Crichton, Erica C	12	Aberdeen Dol	41.97	36	Sanderson, Elena	13	Perth City	47.51
12	Beetham, Anna	13	F.I.R.S.T.	42.04	37	Powell, Grace	13	Elgin	47.57
13	McLean, Amelie	13	Huntly	42.33	38	Chesher, Madeleine R	12	Aberdeen Dol	48.03
14	Leune, Mya	12	Ythan	42.85	39	Cowling, Lara	12	Perth City	48.07
15	Kidd, Juliette	13	Dun City Aqu	43.16	40	Gadsden, Sarah	13	Perth City	48.14
16	Luce, Ava	13	Elgin	43.30	41	Petrie, Isla	13	Monifieth	48.35
17	Gildea, Daisy	12	Co Glasgow	43.48	42	Falconer, Abigail	13	Bellshill	49.17
18	McGregor, Natalie	13	Perth City	43.49	43	Adam, Kim	12	Huntly	49.19
19	Cantley, Lauren	12	Banchory	44.16	44	Laidlaw, Ava	13	Broch	49.92
20	Tweedie, Katy	12	Garioch	44.91	45	McLaughlin, Erin	13	Garioch	50.12
21	Walters, Charlotte	12	Aberdeen Per	44.96	46	Littlewood, Anna	13	Banchory	50.20
22	Robertson, Katie	13	Perth City	45.20	47	Lumsden, Hannah	13	Huntly	50.86
23	Lamont, Eevie	13	Glenrothes	45.33	48	Baird, Connie	12	Carnoustie	53.99
24	Moore, Abigail	12	Garioch	45.39	---	Ferrett, Lucy	12	Dun City Aqu	XNS
25	Jarrett, Imogen	12	Dun City Aqu	45.91					

Event 203 Girls 14-15 50 Metre Breaststroke

Name	Age	Club	Time	Name	Age	Club	Time		
1	Nimmo, Lucy	15	Bellshill	36.39	17	Croxford, Coco	14	Co Glasgow	40.29
2	Thomson, Charlotte	15	Midlothian	36.71	18	Schembri, Manon	14	Perth City	40.30
3	Paterson, Madeleine	14	Co Glasgow	37.41	19	Finlayson, Simone	15	Dun City Aqu	40.43
4	Wilson, Allanah	14	Bellshill	37.57	20	Carruthers, Sophie	14	Glenrothes	40.57
5	Gallacher, Madison	15	F.I.R.S.T.	38.33	21	Payton, Leah	15	Ythan	40.60
6	Barton, Millie	14	Bellshill	38.55	22	Enoch, Anastasia	14	Aberdeen Per	40.61
7	Smith, Jessica S	15	Aberdeen Dol	38.76	23	Harcus, Abby	14	Shetland	40.68
8	McCappin, Keziah	14	F.I.R.S.T.	39.24	24	Mennie, Melissa	14	Co Glasgow	41.28
9	Powell, Jessica	15	Elgin	39.38	25	McLeod, Lucy	15	F.I.R.S.T.	41.36
10	Gumbrell, Cara	15	Ren 96	39.44	26	Shand, Rebecca	15	Aberdeen Dol	41.55
11	McLean, Chloe	15	Dun City Aqu	39.65	27	Kidd, Zara	14	Dun City Aqu	41.68
12	Fraser, Eden	15	Aberdeen Per	39.66	*28	Glover, Charlotte	15	Bellshill	41.74
13	Brechin, Kirsty J	14	Aberdeen Dol	39.71	*28	McLeod, Amelle	14	Perth City	41.74
14	Henderson, Orla	14	Shetland	39.72	30	DeBari, Sylvia	14	Aberdeen Dol	41.89
15	Thomson, Abigail	14	Dun City Aqu	40.01	31	Wigham, Caitlin	15	Dun City Aqu	41.90
16	Parnaby, Caitlin	14	Elgin	40.28	32	Higgins, Morgan	14	Aberdeen Per	42.11

33	Glen, Thea	15	Co Glasgow	42.14	54	Prygiel, Amelia	14	Bellshill	43.81
34	Morgan, Lucy	14	Aberdeen Per	42.18	55	Louw, Imogen	14	Westhill	43.82
35	Robertson, Ruby	14	Buckie	42.21	56	Jones, Sarah	15	Stonehaven	44.11
36	Poolman, Ella	15	Glenrothes	42.26	57	Livie, Erin	14	Dun City Aqu	44.19
37	Boyd, Tessa	15	Garioch	42.27	58	Scatterty, Fleur A	15	Aberdeen Dol	44.31
38	Yong, Isabelle	14	Garioch	42.35	59	Johnston, Cerys	14	Shetland	44.34
39	Lyon, Aleisha E	14	Aberdeen Dol	42.41	60	Coutts, Gemma	14	Westhill	44.47
40	Weir, Amy	15	Bellshill	42.54	61	Breingan, Hannah M	15	Kinross	44.62
41	Walker, Julia	14	Dun City Aqu	42.66	62	Laurie, Rose	14	Nairn	44.75
42	Kari, Lia	15	Westhill	42.67	63	MacKinnon, Isla	15	Inverness	44.78
43	Reid, Darci	15	Dun City Aqu	42.76	64	Fraser, Keira	14	Ythan	45.34
44	Reid, Isla	15	Garioch	42.93	65	MacPherson, Jessica	15	Nairn	45.81
45	Smart, Katie	14	Perth City	42.96	66	Cuthbertson, Emma	15	Bellshill	46.38
46	Macdonald, Keira	15	Swim W Isles	43.15	67	Tetlow, Ellie	14	Garioch	46.57
47	Cowling, Eva	14	Perth City	43.32	68	Urquhart, Jennifer	15	Stonehaven	46.73
48	Amadi, Janekristos U	15	Aberdeen Dol	43.36	69	Taylor, Morgan	14	Shetland	47.70
49	Kidd, Isla	14	Dun City Aqu	43.43	70	Kay, Isla	14	Westhill	48.64
50	Zarouali, Yasmeen	15	Garioch	43.62	71	Hutchinson, Abbie L	14	Aberdeen Dol	49.37
51	Coull, Libby	15	St Thomas	43.67	---	Greiskalna, Zane	15	Aberdeen Dol	DQ
52	Murphy, Jenna	15	Bellshill	43.74	---	McDougall, Sarra	15	Shetland	XNS
53	Eaton, Keira	15	Banchory	43.79	---	Prain, Grace	15	Dun City Aqu	NS

Event 203 Girls 16 & Over 50 Metre Breaststroke

Name	Age	Club	Time	Name	Age	Club	Time		
1	Medhaug Rossebo, Mina	16	Karmoy	34.65	11	Macdonald, Isla	16	Inverness	36.15
2	McGhee, Emily	19	Carnoustie	34.94	12	Wood, Maree E	19	Aberdeen Per	36.90
3	Gardiner, Holly	23	UniOfStirl	35.06	13	Froyland, Charlotte	19	Haugesund	37.48
4	Nilsen, Mari	19	Haugesund	35.17	14	Simpson, Katie	20	Edinburgh Un	37.67
5	Simpson, Emma	18	Broch	35.22	15	Gault, Eilidh	16	Ythan	37.75
6	Crichton, Fearne	17	Perth City	35.25	16	Whike, Lizzie	17	Heart Of Mid	38.83
7	Carlsen, Amilie	18	Bryne SK	35.57	17	Bruce, Natalie	17	Broch	40.51
8	Masson, Freya	17	Shetland	35.90	18	Falconer, Erin	16	Bellshill	41.94
9	Goodbrand, Alyssa	16	Ythan	36.10	---	Adams, Morven	21	Dun City Aqu	XNS
10	Chalmers, Ella	16	Ythan	36.14					

Event 204 Boys 12-13 50 Metre Butterfly

Name	Age	Club	Time	Name	Age	Club	Time		
1	Coutts, Tyler	13	Shetland	31.77	15	Weatherhead, Zachary	12	Banchory	37.84
2	Collins, Ethan	13	Bellshill	32.19	16	Macpherson, Austin	12	Garioch	38.19
3	Connolly, Kyle	13	Co Glasgow	32.68	17	Bruce, Finlay	13	Perth City	38.54
4	Machin, Aran	12	Co Glasgow	32.92	18	Khowboonchai, Sky	12	Aberdeen Per	38.62
5	Malkin-Gill, Clark	13	Inverclyde	34.69	19	Jolly, Cameron	12	Aberdeen Per	39.34
6	Fearn, Kai L	13	Aberdeen Dol	34.80	20	Reid, Fergus	13	Garioch	39.49
7	Mossman, Kyle	13	Co Glasgow	34.86	21	Primrose, William	13	Carnoustie	42.04
8	Dow, Frazer	13	Perth City	35.12	22	Kelly, Max	12	Garioch	42.55
9	Storer, Alfred	12	Banchory	35.47	23	Martin, Harry	12	Perth City	44.04
10	Buchan, Ruairi	13	Garioch	36.12	24	Smith, Alexander	13	Carnoustie	44.85
*11	Cantley, Alex	12	Banchory	36.21	---	Piatek, Mateusz	13	Aberdeen Per	DQ
*11	Preater, Theo	13	St Thomas	36.21	---	Hendry, Daniel	13	Co Glasgow	NS
13	McDonald, Finnley	13	Glenrothes	36.22	---	Williamson, Harley	13	Shetland	XNS
14	Aberdein, Harry	12	Banchory	36.57					

Event 204S Boys 12 & Over 50 Metre Butterfly Swim-off

Name	Age	Club	Time	Name	Age	Club	Time		
1	Cantley, Alex	12	Banchory	37.71	2	Preater, Theo	13	St Thomas	39.30

Event 204 Boys 14-15 50 Metre Butterfly

Name	Age	Club	Time	Name	Age	Club	Time
1 Johnson, Lukas	15	Aberdeen Per	28.46	24 Chirnside, Oscar	14	Garioch	31.60
2 Liversedge, Torin	15	Banchory	28.74	25 Winship, Michael	15	Co Glasgow	32.03
3 Smith, Archie C	15	Aberdeen Dol	28.78	26 Simpson, Greig J	15	Aberdeen Per	32.24
4 McLaughlin, Fraser	15	Elgin	29.03	27 Ibrahim, Yusuf	15	Co Glasgow	32.33
5 Stewart, Fraser	15	Step Rock	29.12	28 Beetham, Samuel	15	F.I.R.S.T.	32.38
6 McCombie, Dylan	15	Banchory	29.20	29 Geddes, Caleb	14	Bellshill	32.82
7 Hall, Dan	15	Aberdeen Per	29.35	30 McGregor, Alexander	14	Perth City	33.08
8 Macfarlane, Liam	15	Swim W Isles	29.50	31 Pritchard, Hayden	15	Garioch	33.61
9 Scally, Logan	15	Aberdeen Per	29.58	32 Crichton, Duncan J	15	Kinross	33.79
10 McLaren, Adam	15	Westhill	29.62	33 Bremner, Lachlan	14	Inverness	33.82
11 Buchanan, Cain	15	Dun City Aqu	29.75	34 Elrick, Arran	14	Westhill	33.90
12 Boddie, James	15	Garioch	29.93	35 Aberdein, James	14	Banchory	34.54
13 Jackson, Logan	15	Aberdeen Per	30.32	36 Nixon, Aidan	15	Bellshill	34.76
14 Brown, Martyn	15	Aberdeen Per	30.49	37 Pritchard, Thomas Y	14	Kinross	34.81
15 Christoforos, Connor M	14	Aberdeen Dol	30.53	38 Elrick, Oliver	15	Aberdeen Per	35.36
16 Geddie, Nathan	15	Garioch	31.04	39 Pogorzelec, Matthew	14	Monifieth	35.75
17 Stevenson, Ewan	14	F.I.R.S.T.	31.05	40 Hughes, Freddie	15	Bellshill	35.99
18 Cumming, Alex	15	Bellshill	31.25	41 Murphy, Euan	14	Ythan	36.02
19 Salamibakhsh, Daniel	15	Aberdeen Per	31.29	42 Hay, Jamie	14	Garioch	36.70
20 Paton, Ben	15	Aberdeen Per	31.34	43 Gow, Innes	14	Garioch	38.34
21 Storer, Edward	15	Banchory	31.38	--- Strachan, Jensen	14	Broch	XNS
22 Kerridge, Ashton	14	Glenrothes	31.42	--- Abernethy, Zander P	15	Aberdeen Dol	NS
23 Coull, Sam	14	Step Rock	31.51	--- Fearn, Dean L	14	Aberdeen Dol	XNS

Event 204 Boys 16 & Over 50 Metre Butterfly

Name	Age	Club	Time	Name	Age	Club	Time
1 Hammond, Lewis R	19	Sth Ayrshire	25.82	19 Moinichen Alsos, Elias	18	Karmoy	28.35
2 Shaw, Luke U	20	Edinburgh Un	25.91	20 Mitchell, Jack	16	Aberdeen Per	28.45
3 Ferguson, Ryan	21	Edinburgh Un	26.06	21 Gatton, Andrew	21	Inverness	28.84
4 Innes, Mark J	20	Edinburgh Un	26.07	22 Lorimer, Jack	16	Ythan	29.17
5 Birrell, Lewis	21	Aberdeen Per	26.24	23 Smitton, Andrew	16	Banchory	29.45
6 Lennox, Kieran	16	Aberdeen Per	26.32	24 Phillips, Adam	18	Dun City Aqu	29.55
7 Klungland, Simen Klausen	17	Bryne SK	26.37	25 MacKenzie, Jake	17	Aberdeen Per	29.68
8 Slessor, Conrad	17	Aberdeen Per	26.71	26 Mitchell, Kyle	16	Garioch	29.71
9 Johnson, Brendan	24	Aberdeen Per	26.75	27 McKean, Lewis	20	UniOfStirl	29.83
10 Bangun, Albert	19	UniOfStirl	26.89	28 Mitchell, Cameron	16	St Thomas	29.92
11 Arthur, Andrew	20	UniOfStirl	27.41	29 Brierley, Connor	16	Dun City Aqu	30.06
12 Dwyer, Vincent J	20	Edinburgh Un	27.69	30 Cairney, Calum	17	Ythan	30.07
13 Garrity, Matthew	18	Inverclyde	27.72	31 Lilly, Nathan	17	Bellshill	30.21
14 Shaw, Cameron	17	F.I.R.S.T.	27.82	32 Macdonald, Kyle	17	Swim W Isles	31.06
15 Austin, Lewis	16	Tain	27.88	33 Stirling, Haydyn	16	St Thomas	31.39
16 Wilson, Fraser	20	Aberdeen Per	28.05	--- Clark, Alex	17	Aberdeen Per	XNS
17 Gibson, Jake	16	Broch	28.06	--- Smyth, David	16	Glenrothes	XNS
18 Broadley, Ryan	17	Broch	28.13	--- Robertson, Tom A	17	Aberdeen Dol	XNS

Event 205 Girls 12-13 100 Metre Butterfly

Name	Age	Club	Time	50	100
1 Thomas, Abigail	13	Nairn	1:16.51	35.33	1:16.51
2 Stuart, Madisyn	13	Aberdeen Per	1:17.17	35.14	1:17.17
3 Crawford, Abigail	13	Co Glasgow	1:17.92	36.07	1:17.92
4 Yau, Hannah	13	Aberdeen Per	1:18.21	35.77	1:18.21
5 Smith, Kalila A	12	Aberdeen Dol	1:18.49	37.15	1:18.49
6 Smith, Eva	13	Aberdeen Per	1:20.28	34.90	1:20.28
7 Mitchell, Lola	13	Broch	1:20.29	37.75	1:20.29
8 McNair, Lisa	13	F.I.R.S.T.	1:20.73	37.31	1:20.73



9	Mann, Ksenia	12	Dun City Aqu	1:23.27	38.16	1:23.27
10	Campbell, Anna E	13	Co Glasgow	1:24.23	36.57	1:24.23
11	Morgan, Libby	13	Banchory	1:25.14	38.71	1:25.14
12	Watson, Tyla Paige	12	Inverness	1:28.62	40.78	1:28.62
13	Powell, Grace	13	Elgin	1:29.80	41.14	1:29.80
14	Sloan, Jessica M	13	Kinross	1:34.72	40.90	1:34.72
15	Lambley, Lucy	12	Aberdeen Per	1:34.75	40.96	1:34.75
16	McLaughlin, Erin	13	Garioch	1:38.56	43.15	1:38.56
17	Strachan, Erin	13	Aberdeen Per	1:38.77	43.02	1:38.77
18	Mitchell, Lucy	12	Garioch	1:38.84	44.12	1:38.84
19	Scatterty, Annabella B	13	Aberdeen Dol	1:40.83	43.90	1:40.83
20	Tweedie, Katy	12	Garioch	1:44.55	47.58	1:44.55
---	Ren, Gina	13	Co Glasgow	DQ		
---	McLean, Amelie	13	Huntly	NS		

Event 205 Girls 14-15 100 Metre Butterfly

Name	Age	Club	Time	50	100	
1	Ren, Heidi	15	Co Glasgow	1:06.02	30.93	1:06.02
2	McNair, Suzie	15	F.I.R.S.T.	1:08.10	33.62	1:08.10
3	Thomson, Charlotte	15	Midlothian	1:08.43	31.58	1:08.43
4	Coull, Madison B	14	Buckie	1:08.89	31.34	1:08.89
5	Croxford, Coco	14	Co Glasgow	1:09.08	32.07	1:09.08
6	Cumming, Alice	14	Co Glasgow	1:11.16	32.96	1:11.16
7	Gallacher, Madison	15	F.I.R.S.T.	1:11.63	33.08	1:11.63
8	Renfrew, Katherine	15	Perth City	1:12.32	33.70	1:12.32
9	Connell, Louise	15	Co Glasgow	1:12.67	33.49	1:12.67
10	Howe, Maria	15	Aberdeen Per	1:12.78	34.22	1:12.78
11	Smith, Taylor	15	St Thomas	1:12.94	32.40	1:12.94
12	Anderson, Rhona	15	Shetland	1:13.10	34.33	1:13.10
13	McLean, Chloe	15	Dun City Aqu	1:13.48	34.12	1:13.48
14	Fallone, Sofia	14	Monifieth	1:14.45	34.25	1:14.45
15	Urquhart, Caitlin	15	Inverness	1:15.01	34.04	1:15.01
16	Machin, Saphrina	15	Co Glasgow	1:15.13	33.52	1:15.13
17	Crawford, Zoe	15	F.I.R.S.T.	1:15.53	34.29	1:15.53
18	Nimmo, Lucy	15	Bellshill	1:16.65	35.56	1:16.65
19	Mennie, Melissa	14	Co Glasgow	1:17.36	34.09	1:17.36
20	Glen, Thea	15	Co Glasgow	1:17.64	35.67	1:17.64
21	Higgins, Morgan	14	Aberdeen Per	1:18.24	35.50	1:18.24
22	Morgan, Lucy	14	Aberdeen Per	1:18.63	35.26	1:18.63
23	Reid, Darci	15	Dun City Aqu	1:18.70	35.84	1:18.70
24	Smith, Jessica S	15	Aberdeen Dol	1:18.94	35.71	1:18.94
25	Clubb, Ailsa M	14	Aberdeen Dol	1:19.30	35.74	1:19.30
26	Parnaby, Caitlin	14	Elgin	1:19.54	36.94	1:19.54
27	Macdonald, Keira	15	Swim W Isles	1:19.58	36.65	1:19.58
28	Kay, Isla	14	Westhill	1:20.65	39.50	1:20.65
29	Kemp, Mhairi	14	Perth City	1:20.89	37.63	1:20.89
30	Chadwick, Charlotte L	15	Kinross	1:21.45	38.12	1:21.45
31	Coull, Libby	15	St Thomas	1:22.47	37.74	1:22.47
32	Wilson, Allannah	14	Bellshill	1:23.06	35.30	1:23.06
33	Tetlow, Ellie	14	Garioch	1:23.23	38.08	1:23.23
34	McLeod, Lucy	15	F.I.R.S.T.	1:23.46	37.70	1:23.46
35	Jones, Sarah	15	Stonehaven	1:23.66	38.38	1:23.66
36	Kari, Lia	15	Westhill	1:23.96	39.20	1:23.96
37	Louw, Imogen	14	Westhill	1:23.97	39.10	1:23.97
38	Murphy, Jenna	15	Bellshill	1:24.58	37.25	1:24.58
39	Boyd, Tessa	15	Garioch	1:24.60	37.69	1:24.60
40	Wigham, Caitlin	15	Dun City Aqu	1:25.72	37.98	1:25.72
41	Williamson, Talia	15	Banchory	1:26.31	38.24	1:26.31



42	Reid, Isla	15	Garioch	1:26.82	39.05	1:26.82
43	Coutts, Gemma	14	Westhill	1:27.83	38.27	1:27.83
44	Zarouali, Yasmeen	15	Garioch	1:29.56	40.96	1:29.56
45	Flett, Eve	14	Aberdeen Per	1:30.14	39.95	1:30.14
46	Fraser, Keira	14	Ythan	1:32.49	41.30	1:32.49
47	McCall, Grace	15	Perth City	1:33.78	40.31	1:33.78
48	McWilliam, Elizabeth	14	Garioch	1:35.76	43.21	1:35.76
---	Tomasek, Dobrawa	15	St Thomas	DQ		
---	Manson, Beth	15	Elgin	DQ		
---	Gumbrell, Cara	15	Ren 96	NS		
---	Littlejohn, Amber	14	Aberdeen Dol	XNS		

Event 205 Girls 16 & Over 100 Metre Butterfly

Name	Age	Club	Time	50	100	
1	Alcaras, Gaia	20	Aberdeen Per	1:03.85	29.79	1:03.85
2	Paterson, Lauren E	19	Edinburgh Un	1:03.90	29.96	1:03.90
3	Carlsen, Amanda	16	Bryne SK	1:04.16	29.57	1:04.16
4	Lawrie, Kirstin E	21	Edinburgh Un	1:04.73	31.01	1:04.73
5	Stemp, Abigail G	19	Edinburgh Un	1:05.09	31.09	1:05.09
6	Swanson, Mhairi	23	Aberdeen Per	1:06.83	30.59	1:06.83
7	Murray, Jennifer	19	Edinburgh Un	1:06.98	31.27	1:06.98
8	Rogers, Faye	20	Aberdeen Per	1:08.34	31.91	1:08.34
9	Yuda, Faith D	18	Aberdeen Dol	1:08.91	32.32	1:08.91
10	Shaw, Toni	19	UniOfStirl	1:09.74	32.69	1:09.74
11	Vestre, Helene O	19	Haugesund	1:09.85	31.84	1:09.85
12	Hall, Kailyn	18	Aberdeen Per	1:10.58	31.85	1:10.58
13	Goodbrand, Alyssa	16	Ythan	1:11.91	33.06	1:11.91
14	Sletteboe, Sara	17	Bryne SK	1:12.01	32.98	1:12.01
15	McCappin, Lexine	16	F.I.R.S.T.	1:12.33	33.80	1:12.33
16	Macdonald, Isla	16	Inverness	1:12.36	32.82	1:12.36
17	Cassidy, Kate	18	Aberdeen Per	1:12.60	33.56	1:12.60
18	Riach, Emily	20	Aberdeen Per	1:13.12	33.78	1:13.12
19	Gault, Eilidh	16	Ythan	1:14.33	34.24	1:14.33
20	Doubleday, Libby	17	Co Glasgow	1:14.45	35.12	1:14.45
21	Chalmers, Ella	16	Ythan	1:16.13	33.13	1:16.13
22	Masson, Freya	17	Shetland	1:17.37	34.60	1:17.37
---	Grieve, Lucy	18	Sth Ayrshire	XNS		
---	Reid, Georgia	16	Co Glasgow	XNS		
---	Slessor, Anya	18	Aberdeen Per	NS		
---	Ferris, Scarlett	18	Perth City	XNS		

Event 206 Boys 12-13 100 Metre Backstroke

Name	Age	Club	Time	50	100	
1	Collins, Ethan	13	Bellshill	1:14.35	35.73	1:14.35
2	Bichan, Owen	13	Banchory	1:16.14	36.41	1:16.14
3	Fearn, Kai L	13	Aberdeen Dol	1:16.65	37.47	1:16.65
4	Mossman, Kyle	13	Co Glasgow	1:17.76	37.33	1:17.76
5	Coutts, Tyler	13	Shetland	1:19.48	38.56	1:19.48
6	Bruce, Finlay	13	Perth City	1:19.97	39.48	1:19.97
7	Paton, Struan	13	Aberdeen Per	1:20.73	39.53	1:20.73
8	Machin, Aran	12	Co Glasgow	1:21.28	39.26	1:21.28
9	Farnan, Jamie	12	Southern lom	1:21.35	39.76	1:21.35
10	Reid, Fergus	13	Garioch	1:21.49	39.76	1:21.49
11	Khowboonchai, Sky	12	Aberdeen Per	1:21.59	40.08	1:21.59
12	Preater, Theo	13	St Thomas	1:23.81	42.36	1:23.81
13	Adam, Tearlach H	12	Perth City	1:24.33	41.45	1:24.33
14	Primrose, William	13	Carnoustie	1:26.12	41.87	1:26.12



15	Holmes, Alex I	12	Glenrothes	1:26.57	42.25	1:26.57
16	Kelly, Max	12	Garioch	1:27.92	43.37	1:27.92
17	Cantley, Alex	12	Banchory	1:28.60		
18	Ridler, Harry	12	Perth City	1:29.69	44.06	1:29.69
---	Guises, Anatole	13	Aberdeen Dol	DQ		
---	Macpherson, Austin	12	Garioch	DQ		
---	Buchan, Ruairi	13	Garioch	DQ		
---	Hendry, Daniel	13	Co Glasgow	NS		
---	Williamson, Harley	13	Shetland	XNS		

Event 206 Boys 14-15 100 Metre Backstroke

	Name	Age	Club	Time	50	100
1	Liversedge, Torin	15	Banchory	1:07.02	32.15	1:07.02
2	Johnson, Lukas	15	Aberdeen Per	1:07.38	33.26	1:07.38
3	Jackson, Logan	15	Aberdeen Per	1:07.42	32.77	1:07.42
4	McCombie, Dylan	15	Banchory	1:08.90	33.32	1:08.90
5	Connolly, Kai	15	Co Glasgow	1:09.04	32.85	1:09.04
6	Hall, Greg	15	Aberdeen Per	1:09.09	33.82	1:09.09
7	Brown, Rowan	15	Elgin	1:09.55	33.16	1:09.55
8	Hall, Dan	15	Aberdeen Per	1:10.18	33.91	1:10.18
9	Smith, Archie C	15	Aberdeen Dol	1:10.21	32.31	1:10.21
10	Chirnside, Oscar	14	Garioch	1:10.70	34.53	1:10.70
11	Scally, Logan	15	Aberdeen Per	1:11.60	33.97	1:11.60
12	Stewart, Fraser	15	Step Rock	1:11.91	34.27	1:11.91
13	McLaughlin, Fraser	15	Elgin	1:12.54	34.82	1:12.54
14	Stevenson, Ewan	14	F.I.R.S.T.	1:13.00	35.09	1:13.00
15	Macfarlane, Liam	15	Swim W Isles	1:13.07	36.39	1:13.07
16	Brown, Martyn	15	Aberdeen Per	1:13.71	36.02	1:13.71
17	Hutchinson, Ross	14	Monifieth	1:14.07	34.84	1:14.07
18	Boddie, James	15	Garioch	1:14.18	35.76	1:14.18
19	Ibrahim, Yusuf	15	Co Glasgow	1:14.30	35.94	1:14.30
20	Bullock, Toby	14	Midlothian	1:14.36	36.90	1:14.36
21	Geddie, Nathan	15	Garioch	1:14.62	37.03	1:14.62
*22	Pritchard, Thomas Y	14	Kinross	1:15.14	35.66	1:15.14
*22	Ferguson, Jake	14	F.I.R.S.T.	1:15.14	36.43	1:15.14
24	Storer, Edward	15	Banchory	1:15.28	36.32	1:15.28
25	McLaren, Adam	15	Westhill	1:15.50	36.49	1:15.50
26	Geddes, Caleb	14	Bellshill	1:15.57	37.33	1:15.57
27	Simpson, Greig J	15	Aberdeen Per	1:15.94	36.80	1:15.94
28	Chapman, Kyran	15	Glenrothes	1:16.61	36.17	1:16.61
29	Martin, Johnny F	14	Kinross	1:17.93	38.39	1:17.93
30	Kerridge, Ashton	14	Glenrothes	1:18.03	38.89	1:18.03
31	Hay, Jamie	14	Garioch	1:19.17	38.13	1:19.17
32	Aberdein, James	14	Banchory	1:20.58	39.38	1:20.58
33	Murphy, Euan	14	Ythan	1:21.30	39.42	1:21.30
34	Gow, Innes	14	Garioch	1:21.72	40.24	1:21.72
35	Elrick, Arran	14	Westhill	1:22.46	39.30	1:22.46
36	Pritchard, Hayden	15	Garioch	1:22.92	40.55	1:22.92
37	Elrick, Oliver	15	Aberdeen Per	1:28.05		
---	Salamibakhsh, Daniel	15	Aberdeen Per	NS		
---	Crichton, Duncan J	15	Kinross	NS		
---	Fearn, Dean L	14	Aberdeen Dol	XNS		



Event 206 Boys 16 & Over 100 Metre Backstroke

Name	Age	Club	Time	50	100
1 Ferguson, Jamie W	19	Aberdeen Per	58.00	28.63	58.00
2 Pease, Sam	23	UniOfStirl	58.52	28.11	58.52
3 Instebo, Johan	18	Karmoy	58.70	29.08	58.70
4 Poole, Charlie	21	UniOfStirl	59.17	29.29	59.17
5 Massey, Conor	20	Aberdeen Per	1:00.02	29.05	1:00.02
6 Klungland, Simen Klausen	17	Bryne SK	1:01.85	29.87	1:01.85
7 Leifsen, Gustav	20	Haugesund	1:03.93	30.47	1:03.93
8 Macdonald, Calvin	16	Aberdeen Per	1:04.78	31.08	1:04.78
9 Wood, Jacob	17	Elgin	1:04.92	31.04	1:04.92
10 Wilson, Fraser	20	Aberdeen Per	1:05.11	31.03	1:05.11
11 Broadley, Ryan	17	Broch	1:05.21	31.45	1:05.21
*12 Tykesson, Oliver	22	UniOfStirl	1:06.32	31.78	1:06.32
*12 Taylor, Jon	18	Aberdeen Per	1:06.32	32.50	1:06.32
14 Burr, Layton	16	Aberdeen Per	1:07.08	32.47	1:07.08
15 Mitchell, Kyle	16	Garioch	1:07.35	32.21	1:07.35
16 Lorimer, Jack	16	Ythan	1:07.45	32.93	1:07.45
17 Smitton, Andrew	16	Banchory	1:09.07	32.75	1:09.07
18 Pritchard, Stuart L	16	Kinross	1:09.18	32.57	1:09.18
19 MacKenzie, Jake	17	Aberdeen Per	1:09.88	33.51	1:09.88
20 Brierley, Connor	16	Dun City Aqu	1:10.33	34.14	1:10.33
21 Gatton, Andrew	21	Inverness	1:10.84	33.91	1:10.84
22 Phillips, Adam	18	Dun City Aqu	1:10.93	33.90	1:10.93
23 Ward, Logan	16	Glenrothes	1:11.91	34.98	1:11.91
24 Cairney, Calum	17	Ythan	1:12.63	34.01	1:12.63
25 Herron, Roddy	16	Banchory	1:12.77	34.93	1:12.77
26 Lilly, Nathan	17	Bellshill	1:13.93	35.03	1:13.93
27 Macdonald, Kyle	17	Swim W Isles	1:14.10	35.26	1:14.10

Event 207 Girls 12-13 400 Metre IM

Name	Age	Club	Time	50	100	150	200	250	300	350	400
1 Forbes, Payton	13	Buckie	6:07.46	40.77	1:29.81	2:17.59	3:06.05	3:55.48	4:45.63	5:27.98	6:07.46
2 Petrie, Isla	13	Monifieth	6:18.83	39.03	1:31.24	2:19.04	3:05.12	4:01.37	4:58.62	5:40.00	6:18.83
3 McLaughlin, Erin	13	Garioch	6:34.34	43.63	1:41.25	2:31.38	3:20.07	4:16.79	5:13.92	5:54.12	6:34.34
4 Mitchell, Lucy	12	Garioch	6:39.63	44.51	1:41.83	2:31.01	3:22.83	4:15.99	5:11.93	5:57.39	6:39.63
5 Tweedie, Katy	12	Garioch	6:49.14	48.23	1:46.76	2:38.17	3:28.73	4:24.96	5:22.29	6:06.41	6:49.14
6 Moore, Abigail	12	Garioch	7:03.21	50.73	1:51.30	2:43.73	3:35.05	4:30.02	5:23.05	6:12.84	7:03.21

Event 207 Girls 14-15 400 Metre IM

Name	Age	Club	Time	50	100	150	200	250	300	350	400
1 McNair, Suzie	15	F.I.R.S.T.	5:13.68	34.80	1:12.82	1:52.10	2:30.92	3:17.79	4:03.36	4:39.57	5:13.68
2 Croxford, Coco	14	Co Glasgow	5:23.05	32.96	1:12.92	1:53.52	2:34.67	3:23.54	4:12.38	4:48.39	5:23.05
3 Beaton, Freya	14	Co Glasgow	5:28.52	34.02	1:14.51	1:57.60	2:39.87	3:28.11	4:16.58	4:52.66	5:28.52
4 Powell, Jessica	15	Elgin	5:32.40	34.60	1:16.21	1:59.76		3:29.31		4:55.21	5:32.40
5 Connell, Louise	15	Co Glasgow	5:34.06	34.92	1:16.81	2:01.31	2:43.13	3:33.86	4:23.19	5:00.21	5:34.06
6 Cumming, Alice	14	Co Glasgow	5:39.92	34.88	1:17.48	1:59.69	2:42.57	3:30.94	4:21.72	5:00.25	5:39.92
7 Paterson, Madeleine	14	Co Glasgow	5:43.14	36.13	2:04.89			3:34.11		5:04.07	5:43.14
8 Low, Katie	15	Glenrothes	5:48.07	36.03	1:21.33	2:03.03	2:46.94	3:39.38	4:31.25	5:09.85	5:48.07
9 Wheeler, Harriet	15	Perth City	5:51.63	36.36	1:20.01	2:06.75	2:50.91	3:40.84	4:30.91	5:12.95	5:51.63
10 Glen, Thea	15	Co Glasgow	5:51.71	37.03	1:22.61	2:07.07	2:50.58	3:41.90	4:33.43	5:13.14	5:51.71
11 Finlayson, Simone	15	Dun City Aqu	5:51.94	36.20	1:22.58	2:06.98	2:50.96	3:42.04	4:35.31	5:14.75	5:51.94
12 Brechin, Kirsty J	14	Aberdeen Dol	5:54.63	33.22	1:14.19	1:59.60	2:47.83	3:38.99	4:33.32	5:14.89	5:54.63
13 Jupp, Emma	14	Aberdeen Per	5:55.54	36.77	1:20.95	2:05.58	2:50.15	3:42.89	4:36.97	5:16.05	5:55.54
14 Payton, Leah	15	Ythan	5:57.57	39.24	1:26.64	2:14.23	3:01.55	3:50.67	4:39.35	5:19.61	5:57.57
15 Boyd, Tessa	15	Garioch	6:00.19	37.47	1:22.74	2:08.69	2:54.47	3:45.23	4:37.40	5:18.59	6:00.19
16 Reid, Darci	15	Dun City Aqu	6:02.08	37.44	1:23.46	2:10.11	2:55.42	3:48.09	4:43.05	5:23.39	6:02.08



17	Fallone, Sofia	14	Monifieth	6:03.96	36.94	1:24.16	2:12.47	2:58.80	3:50.16	4:43.86	5:25.93	6:03.96
18	Tetlow, Ellie	14	Garioch	6:08.49	39.42	1:25.84	2:12.89	2:58.81	3:51.62	4:45.00	5:28.91	6:08.49
19	Kay, Isla	14	Westhill	6:12.18	40.75	1:28.46	2:16.49	3:02.50	3:56.87	4:50.27	5:33.31	6:12.18
20	Louw, Imogen	14	Westhill	6:13.38	39.90	1:28.98	2:16.68	3:02.61	3:57.34	4:51.65	5:33.34	6:13.38
21	Reid, Isla	15	Garioch	6:19.14	40.68	1:31.39	2:22.12	3:10.88	4:05.81	4:59.70	5:40.02	6:19.14
22	Coutts, Gemma	14	Westhill	6:20.72	40.63	1:30.02	2:16.60	3:04.38	3:58.92	4:51.36	5:35.77	6:20.72
23	King, Olivia J	15	Aberdeen Dol	6:25.49	39.08		2:16.93	3:05.39	4:04.98	5:03.10	5:43.58	6:25.49
24	Kari, Lia	15	Westhill	6:27.85	41.23	1:30.57	2:21.05	3:10.39	4:06.65	5:01.58	5:45.76	6:27.85
25	Zarouali, Yasmeen	15	Garioch	6:37.08	42.44	1:35.79	2:25.38	3:15.03	4:11.53	5:08.26	5:53.39	6:37.08
26	Yong, Isabelle	14	Garioch	6:41.55	47.40	1:44.30	2:34.10	3:24.12	4:19.15	5:14.73	5:59.59	6:41.55

Event 207 Girls 16 & Over 400 Metre IM

Name	Age	Club	Time	50	100	150	200	250	300	350	400
1 Brown, Yvonne	20	Aberdeen Per	4:53.79	31.73	1:07.14	1:45.51	2:23.14	3:04.74	3:45.94	4:20.42	4:53.79
2 Adams, Orla L	27	Aberdeen Per	4:57.44	32.39	1:09.30	1:48.32	2:26.32	3:08.01	3:48.74	4:23.88	4:57.44
3 Keegan, Zara	20	Aberdeen Per	5:14.12	33.40		1:52.56		3:19.23		4:40.74	5:14.12
4 Larsen, Sara	16	Karmoy	5:23.12	34.11	1:13.85	1:55.25	2:36.56	3:23.81	4:11.79	4:47.93	5:23.12
5 McCappin, Lexine	16	F.I.R.S.T.	5:32.08	34.95	1:16.31	2:00.20	2:43.53	3:30.02	4:17.28	4:55.15	5:32.08
6 Goodbrand, Alyssa	16	Ythan	5:32.50	33.54	1:14.56	1:58.57	2:41.12	3:27.98	4:14.76	4:54.69	5:32.50
7 Cassidy, Kate	18	Aberdeen Per	5:43.97	34.12	1:13.89	2:01.27	2:46.40	3:36.98	4:27.30	5:06.26	5:43.97
8 Macdonald, Isla	16	Inverness	5:48.93	34.16	1:15.48	2:03.58	2:49.00	3:36.78	4:25.70	5:08.19	5:48.93

Final of Event 101 Girls 12-13 200 Metre IM

Name	Age	Club	Time	50	100	150	200
A Final							
1 Ren, Gina	13	Co Glasgow	2:41.31	35.25	1:16.42	2:04.93	2:41.31
2 Christoforos, Madison T	12	Aberdeen Dol	2:41.52	34.78	1:17.30	2:04.17	2:41.52
3 McNair, Lisa	13	F.I.R.S.T.	2:47.77	37.60	1:19.81	2:09.75	2:47.77
4 Stuart, Madisyn	13	Aberdeen Per	2:48.03	36.04	2:11.75	2:48.03	
5 Thomas, Abigail	13	Nairn	2:48.95	34.95	1:18.06	2:11.24	2:48.95
6 Petrie, Isla	13	Monifieth	2:53.79	36.16	1:22.51	2:16.54	2:53.79
7 Smith, Eva	13	Aberdeen Per	2:56.54	38.22	1:23.13	2:16.98	2:56.54
8 Mann, Ksenia	12	Dun City Aqu	2:56.60	37.39	1:26.35	2:14.82	2:56.60
9 Gildea, Daisy	12	Co Glasgow	2:58.50	39.56	1:23.27	2:16.88	2:58.50
10 Campbell, Anna E	13	Co Glasgow	3:01.65	37.13	1:23.07	2:20.93	3:01.65

Final of Event 101 Girls 14-15 200 Metre IM

Name	Age	Club	Time	50	100	150	200
A Final							
1 McNair, Suzie	15	F.I.R.S.T.	2:28.67	32.32	1:08.33	1:54.69	2:28.67
2 Thomson, Charlotte	15	Midlothian	2:31.39	31.98	1:55.90	2:31.39	
3 Croxford, Coco	14	Co Glasgow	2:34.85	32.43	1:11.98	2:00.09	2:34.85
4 Beaton, Freya	14	Co Glasgow	2:35.21	33.07	1:13.37	2:00.56	2:35.21
5 Connell, Louise	15	Co Glasgow	2:38.70	33.70	1:16.24	2:04.20	2:38.70
6 Cumming, Alice	14	Co Glasgow	2:39.46	33.79	1:14.83	2:02.73	2:39.46
7 Mclean, Chloe	15	Dun City Aqu	2:39.58	33.56	1:13.81	2:02.38	2:39.58
8 Powell, Jessica	15	Elgin	2:40.69	34.76	1:17.01	2:03.51	2:40.69
9 Glen, Thea	15	Co Glasgow	2:43.26	34.14	1:16.56	2:05.52	2:43.26
--- Crawford, Zoe	15	F.I.R.S.T.	NS				

Final of Event 101 Girls 16 & Over 200 Metre IM

Name	Age	Club	Time	50	100	150	200
A Final							
1 Alcaras, Gaia	20	Aberdeen Per	2:27.04	29.61	1:06.67	1:52.29	2:27.04
2 Hall, Kailyn	18	Aberdeen Per	2:28.90	31.81	1:13.62	1:56.07	2:28.90
3 Keegan, Zara	20	Aberdeen Per	2:29.16	32.02	1:12.77	1:55.50	2:29.16
4 Carlsen, Amilie	18	Bryne SK	2:31.91	32.35	1:55.83	2:31.91	
5 Gillespie, Ceri	17	Aberdeen Per	2:34.96	32.41	1:12.40	1:59.24	2:34.96
6 Chalmers, Ella	16	Ythan	2:35.17	33.84	1:14.72	1:58.49	2:35.17
7 Larsen, Sara	16	Karmoy	2:37.07	33.95	1:14.02	2:01.16	2:37.07
8 Goodbrand, Alyssa	16	Ythan	2:37.70	33.16	1:15.12	2:00.43	2:37.70
9 Yuda, Faith D	18	Aberdeen Dol	2:37.85	32.51	1:14.13	2:02.23	2:37.85
10 McCappin, Lexine	16	F.I.R.S.T.	2:40.40	33.99	1:16.34	2:02.51	2:40.40

Final of Event 104 Boys 12-13 50 Metre Freestyle

Name	Age	Club	Time
A Final			
1 Bichan, Owen	13	Banchory	28.67
2 Coutts, Tyler	13	Shetland	28.79
3 Piatek, Mateusz	13	Aberdeen Per	29.18
4 Connolly, Kyle	13	Co Glasgow	29.46
5 Fearn, Kai L	13	Aberdeen Dol	29.89
6 Mossman, Kyle	13	Co Glasgow	30.53
7 Dow, Frazer	13	Perth City	31.03
8 McDonald, Finnley	13	Glenrothes	31.44
9 Storer, Alfred	12	Banchory	31.65
10 Macpherson, Austin	12	Garioch	31.76


Final of Event 104 Boys 14-15 50 Metre Freestyle

Name	Age	Club	Time
A - Final			
1 Philip, Corey	14	Dun City Aqu	25.96
2 Smith, Archie C	15	Aberdeen Dol	26.21
3 Buchanan, Cain	15	Dun City Aqu	26.33
4 Liversedge, Torin	15	Banchory	26.59
5 Gauld, Callum C	15	Aberdeen Dol	26.74
6 Johnson, Lukas	15	Aberdeen Per	27.10
7 Christoforos, Connor M	14	Aberdeen Dol	27.22
8 McCombie, Dylan	15	Banchory	27.26
9 Connolly, Kai	15	Co Glasgow	27.57
10 Simpson, Greig J	15	Aberdeen Per	27.82

Final of Event 104 Boys 16 & Over 50 Metre Freestyle

Name	Age	Club	Time
A - Final			
1 Hammond, Lewis R	19	Sth Ayrshire	24.15
2 Kringelis, Marijus	19	Edinburgh Un	24.48
3 Birrell, Lewis	21	Aberdeen Per	24.63
4 Lloyd, Reg	25	UniOfStirl	24.66
5 Dwyer, Vincent J	20	Edinburgh Un	24.75
6 Erentz, Ross	19	Sth Ayrshire	25.21
7 Brown, Matthew	19	Aberdeen Per	25.27
8 Brechenser, Kieran M	18	Aberdeen Dol	25.68
9 Lennox, Kieran	16	Aberdeen Per	25.70
10 Gibson, Jake	16	Broch	26.16

Final of Event 105 Girls 12-13 50 Metre Backstroke

Name	Age	Club	Time
A - Final			
1 Kirkwood, Jessica	13	Aberdeen Per	33.63
2 Smith, Eva	13	Aberdeen Per	33.84
3 Christoforos, Madison T	12	Aberdeen Dol	34.79
4 Smith, Kalila A	12	Aberdeen Dol	35.09
5 Kidd, Juliette	13	Dun City Aqu	35.69
6 Ren, Gina	13	Co Glasgow	35.86
7 McNair, Lisa	13	F.I.R.S.T.	36.00
8 Lamont, Eevie	13	Glenrothes	36.47
9 Stuart, Madisyn	13	Aberdeen Per	36.71
10 Crawford, Abigail	13	Co Glasgow	36.98

Final of Event 105 Girls 14-15 50 Metre Backstroke

Name	Age	Club	Time
A - Final			
1 Ren, Heidi	15	Co Glasgow	30.97
2 Howe, Maria	15	Aberdeen Per	31.90
3 Renfrew, Katherine	15	Perth City	32.40
4 Croxford, Coco	14	Co Glasgow	32.51
5 Smith, Zuzia	15	F.I.R.S.T.	33.70
6 Finlayson, Simone	15	Dun City Aqu	33.73
7 Mennie, Melissa	14	Co Glasgow	33.77
8 Machin, Saphrina	15	Co Glasgow	33.79
9 Mclean, Chloe	15	Dun City Aqu	33.83
10 Anderson, Rhona	15	Shetland	34.38


Final of Event 105 Girls 16 & Over 50 Metre Backstroke

Name	Age	Club	Time
A - Final			
1 Grant, Emily	25	Aberdeen Per	29.83
2 Wood, Maree E	19	Aberdeen Per	30.68
3 Belotti, Kiana	19	Edinburgh Un	31.20
4 Crichton, Fearne	17	Perth City	32.07
5 Yuda, Faith D	18	Aberdeen Dol	32.73
6 Reynard, Maya L	18	Aberdeen Dol	32.75
*7 Myles, Orla	16	Banchory	32.89
*7 Bruce, Natalie	17	Broch	32.89
9 Doubleday, Libby	17	Co Glasgow	33.76
10 Gillespie, Ceri	17	Aberdeen Per	33.80

Final of Event 106 Boys 12-13 100 Metre Breaststroke


Name	Age	Club	Time	50	100
A Final					
1 Machin, Aran	12	Co Glasgow	1:20.25	38.85	1:20.25
2 Dow, Frazer	13	Perth City	1:20.65	38.90	1:20.65
3 Connolly, Kyle	13	Co Glasgow	1:20.70	37.73	1:20.70
4 Coutts, Tyler	13	Shetland	1:29.93	41.76	1:29.93
5 Jolly, Cameron	12	Aberdeen Per	1:31.13	43.37	1:31.13
6 Bichan, Owen	13	Banchory	1:32.42	44.08	1:32.42
7 Macpherson, Austin	12	Garioch	1:34.22	43.60	1:34.22
8 Mossman, Kyle	13	Co Glasgow	1:34.74	43.07	1:34.74
9 Cantley, Alex	12	Banchory	1:35.21	43.95	1:35.21
10 Adam, Tearlach H	12	Perth City	1:36.50	45.04	1:36.50

Final of Event 106 Boys 14-15 100 Metre Breaststroke

Name	Age	Club	Time	50	100
A Final					
1 Kringelis, Rojus	15	Bellshill	1:11.28	33.75	1:11.28
2 McCombie, Dylan	15	Banchory	1:14.54	34.96	1:14.54
3 Garrity, Luke	15	Inverclyde	1:14.81	35.48	1:14.81
4 McCavish, Aidan	14	F.I.R.S.T.	1:17.75	37.01	1:17.75
5 Hall, Greg	15	Aberdeen Per	1:17.83	36.81	1:17.83
6 Bullock, Toby	14	Midlothian	1:18.42	36.38	1:18.42
7 Christoforos, Connor M	14	Aberdeen Dol	1:18.55	37.65	1:18.55
8 Paton, Ben	15	Aberdeen Per	1:19.13	36.97	1:19.13
9 Martin, Johnny F	14	Kinross	1:20.20	38.43	1:20.20
10 Smith, Archie C	15	Aberdeen Dol	1:24.44	37.26	1:24.44

Final of Event 106 Boys 16 & Over 100 Metre Breaststroke

Name	Age	Club	Time	50	100
A Final					
1 Trotman, Charlie M	20	Edinburgh Un	1:06.75	31.30	1:06.75
2 Fairbairn, Greg	20	UniOfStirl	1:07.17	31.73	1:07.17
3 Arthur, Andrew	20	UniOfStirl	1:07.21	31.30	1:07.21
4 Garrity, Matthew	18	Inverclyde	1:08.01	32.45	1:08.01
5 Morrison, Conner	25	Aberdeen Per	1:10.09	32.16	1:10.09
6 Blair, David	19	Co Glasgow	1:10.15	32.50	1:10.15
7 Bangun, Albert	19	UniOfStirl	1:10.35	32.50	1:10.35
8 Kringelis, Marijus	19	Edinburgh Un	1:10.42	31.73	1:10.42
9 Junge, Sverre	17	Bryne SK	1:11.33	33.40	1:11.33
10 Solberg Holm, Eskil	18	Karmoy	1:11.55	32.84	1:11.55


Final of Event 107 Girls 12-13 100 Metre Freestyle

Name	Age	Club	Time	50	100
A Final					
1 Stuart, Madisyn	13	Aberdeen Per	1:05.68	31.76	1:05.68
2 Ren, Gina	13	Co Glasgow	1:06.79	32.80	1:06.79
3 Thomas, Abigail	13	Nairn	1:07.87	33.16	1:07.87
4 Burel, Amelia	12	Glenrothes	1:08.91	32.91	1:08.91
5 Thomson, Isla	13	Glenrothes	1:09.00	33.19	1:09.00
6 Christoforos, Madison T	12	Aberdeen Dol	1:09.79	33.02	1:09.79
7 Thomson, Ella	12	Perth City	1:10.45	34.26	1:10.45
8 Smith, Kalila A	12	Aberdeen Dol	1:10.81	34.21	1:10.81
9 Scatterty, Annabella B	13	Aberdeen Dol	1:11.44	33.21	1:11.44
10 Crawford, Abigail	13	Co Glasgow	1:11.63	34.72	1:11.63

Final of Event 107 Girls 14-15 100 Metre Freestyle


Name	Age	Club	Time	50	100
A Final					
1 McNair, Suzie	15	F.I.R.S.T.	1:01.37	30.78	1:01.37
2 Ren, Heidi	15	Co Glasgow	1:01.61	29.76	1:01.61
3 Renfrew, Katherine	15	Perth City	1:01.67	30.94	1:01.67
4 Beaton, Freya	14	Co Glasgow	1:03.05	30.51	1:03.05
5 Poolman, Ella	15	Glenrothes	1:03.77	30.16	1:03.77
6 Coull, Madison B	14	Buckie	1:03.88	30.54	1:03.88
7 Machin, Saphrina	15	Co Glasgow	1:04.42	30.87	1:04.42
8 Low, Katie	15	Glenrothes	1:04.46	30.80	1:04.46
9 Howe, Maria	15	Aberdeen Per	1:05.08	31.28	1:05.08
10 Connell, Louise	15	Co Glasgow	1:05.43	31.33	1:05.43

Final of Event 107 Girls 16 & Over 100 Metre Freestyle

Name	Age	Club	Time	50	100
A Final					
1 Alcaras, Gaia	20	Aberdeen Per	59.31	29.04	59.31
2 Murray, Jennifer	19	Edinburgh Un	1:00.20	29.08	1:00.20
3 Lawrie, Kirstin E	21	Edinburgh Un	1:00.41	29.08	1:00.41
4 Stemp, Abigail G	19	Edinburgh Un	1:00.63	29.39	1:00.63
5 Russell, Vicky	22	UniOfStirl	1:00.77	29.10	1:00.77
6 Nikelis, Haide	16	Karmoy	1:00.82	29.47	1:00.82
7 Nilsen, Mari	19	Haugesund	1:01.34	29.51	1:01.34
8 Swanson, Mhairi	23	Aberdeen Per	1:01.45	29.60	1:01.45
9 Carlsen, Amanda	16	Bryne SK	1:02.27	29.86	1:02.27
10 Hall, Kailyn	18	Aberdeen Per	1:02.71	30.28	1:02.71

Final of Event 204 Boys 12-13 50 Metre Butterfly

Name	Age	Club	Time
A Final			
1 Collins, Ethan	13	Bellshill	31.30
2 Connolly, Kyle	13	Co Glasgow	32.29
3 Machin, Aran	12	Co Glasgow	32.55
4 Coutts, Tyler	13	Shetland	32.88
5 Dow, Frazer	13	Perth City	34.90
6 Malkin-Gill, Clark	13	Inverclyde	35.08
7 Mossman, Kyle	13	Co Glasgow	35.61
8 Buchan, Ruairi	13	Garioch	35.85
9 Storer, Alfred	12	Banchory	36.33
10 Cantley, Alex	12	Banchory	36.66


Final of Event 204 Boys 14-15 50 Metre Butterfly

Name	Age	Club	Time
A - Final			
1 Johnson, Lukas	15	Aberdeen Per	28.10
2 Liversedge, Torin	15	Banchory	28.11
3 Smith, Archie C	15	Aberdeen Dol	28.54
4 McLaughlin, Fraser	15	Elgin	28.72
5 Stewart, Fraser	15	Step Rock	29.22
6 Hall, Dan	15	Aberdeen Per	29.50
7 Scally, Logan	15	Aberdeen Per	29.74
8 McCombie, Dylan	15	Banchory	30.05
9 McLaren, Adam	15	Westhill	30.31
10 Macfarlane, Liam	15	Swim W Isles	30.33

Final of Event 204 Boys 16 & Over 50 Metre Butterfly

Name	Age	Club	Time
A - Final			
1 Shaw, Luke U	20	Edinburgh Un	25.20
2 Hammond, Lewis R	19	Sth Ayrshire	25.53
3 Innes, Mark J	20	Edinburgh Un	26.07
4 Ferguson, Ryan	21	Edinburgh Un	26.10
5 Lennox, Kieran	16	Aberdeen Per	26.30
6 Klungland, Simen Klausen	17	Bryne SK	26.46
7 Slessor, Conrad	17	Aberdeen Per	26.58
8 Johnson, Brendan	24	Aberdeen Per	26.76
9 Birrell, Lewis	21	Aberdeen Per	26.92
10 Bangun, Albert	19	UniOfStirl	27.60

Final of Event 203 Girls 12-13 50 Metre Breaststroke

Name	Age	Club	Time
A Final			
1 Christoforos, Madison T	12	Aberdeen Dol	37.32
2 Kirkwood, Jessica	13	Aberdeen Per	37.92
3 Burel, Amelia	12	Glenrothes	38.29
4 Thomson, Ella	12	Perth City	38.62
5 Mann, Ksenia	12	Dun City Aqu	40.72
6 Mitchell, Lola	13	Broch	41.23
7 Forbes, Payton	13	Buckie	41.33
8 Thomas, Abigail	13	Nairn	41.39
9 Stuart, Madisyn	13	Aberdeen Per	42.75
10 Yau, Hannah	13	Aberdeen Per	43.03

Final of Event 203 Girls 14-15 50 Metre Breaststroke

Name	Age	Club	Time
A - Final			
1 Nimmo, Lucy	15	Bellshill	35.89
2 Thomson, Charlotte	15	Midlothian	36.08
3 Wilson, Allanah	14	Bellshill	37.29
4 Paterson, Madeleine	14	Co Glasgow	37.48
5 Barton, Millie	14	Bellshill	38.35
6 Gallacher, Madison	15	F.I.R.S.T.	38.57
7 Smith, Jessica S	15	Aberdeen Dol	38.80
8 McCappin, Keziah	14	F.I.R.S.T.	39.34
9 Gumbrell, Cara	15	Ren 96	39.68
10 Powell, Jessica	15	Elgin	40.40


Final of Event 203 Girls 16 & Over 50 Metre Breaststroke

Name	Age	Club	Time
A - Final			
1 McGhee, Emily	19	Carnoustie	34.50
2 Medhaug Rossebo, Mina	16	Karmoy	34.52
3 Gardiner, Holly	23	UniOfStirl	35.50
4 Nilsen, Mari	19	Haugesund	35.86
5 Simpson, Emma	18	Broch	36.08
6 Crichton, Fearne	17	Perth City	36.18
7 Carlsen, Amilie	18	Bryne SK	36.41
8 Masson, Freya	17	Shetland	36.43
9 Goodbrand, Alyssa	16	Ythan	36.71
10 Chalmers, Ella	16	Ythan	37.84

Final of Event 206 Boys 12-13 100 Metre Backstroke

Name	Age	Club	Time	50	100
A - Final					
1 Collins, Ethan	13	Bellshill	1:12.64	34.90	1:12.64
2 Bichan, Owen	13	Banchory	1:15.81	37.00	1:15.81
3 Fearn, Kai L	13	Aberdeen Dol	1:16.43	36.98	1:16.43
4 Reid, Fergus	13	Garioch	1:18.58	37.98	1:18.58
5 Mossman, Kyle	13	Co Glasgow	1:19.27	38.56	1:19.27
6 Paton, Struan	13	Aberdeen Per	1:19.57	38.84	1:19.57
7 Bruce, Finlay	13	Perth City	1:19.71	38.92	1:19.71
8 Khowboonchai, Sky	12	Aberdeen Per	1:20.29	37.72	1:20.29
9 Machin, Aran	12	Co Glasgow	1:21.24	38.94	1:21.24
--- Coutts, Tyler	13	Shetland	NS		

Final of Event 206 Boys 14-15 100 Metre Backstroke

Name	Age	Club	Time	50	100
A - Final					
1 Jackson, Logan	15	Aberdeen Per	1:06.29	32.52	1:06.29
2 Johnson, Lukas	15	Aberdeen Per	1:06.34	33.01	1:06.34
3 Liversedge, Torin	15	Banchory	1:08.07	33.19	1:08.07
4 Connolly, Kai	15	Co Glasgow	1:08.44	32.61	1:08.44
5 Hall, Dan	15	Aberdeen Per	1:09.77	33.81	1:09.77
6 Hall, Greg	15	Aberdeen Per	1:10.21	34.52	1:10.21
7 Brown, Rowan	15	Elgin	1:10.34	33.26	1:10.34
8 Chirside, Oscar	14	Garioch	1:11.12	34.32	1:11.12
9 Smith, Archie C	15	Aberdeen Dol	1:11.49	34.13	1:11.49
10 McCombie, Dylan	15	Banchory	1:14.48	34.76	1:14.48

Final of Event 206 Boys 16 & Over 100 Metre Backstroke

Name	Age	Club	Time	50	100
A - Final					
1 Ferguson, Jamie W	19	Aberdeen Per	57.40	28.10	57.40
2 Poole, Charlie	21	UniOfStirl	58.61	28.71	58.61
3 Instebo, Johan	18	Karmoy	58.88	28.84	58.88
4 Pease, Sam	23	UniOfStirl	59.96	28.11	59.96
5 Massey, Conor	20	Aberdeen Per	1:00.39	29.59	1:00.39
6 Klungland, Simen Klausen	17	Bryne SK	1:01.75	29.89	1:01.75
7 Leifsen, Gustav	20	Haugesund	1:03.37	30.55	1:03.37
8 Wilson, Fraser	20	Aberdeen Per	1:04.69	30.60	1:04.69
9 Wood, Jacob	17	Elgin	1:04.84	30.97	1:04.84
10 Macdonald, Calvin	16	Aberdeen Per	1:05.92	31.60	1:05.92


Final of Event 205 Girls 12-13 100 Metre Butterfly

Name	Age	Club	Time	50	100
A - Final					
1 Thomas, Abigail	13	Nairn	1:15.75	35.35	1:15.75
2 Yau, Hannah	13	Aberdeen Per	1:17.28	35.17	1:17.28
3 Stuart, Madisyn	13	Aberdeen Per	1:17.32	35.62	1:17.32
4 Mitchell, Lola	13	Broch	1:18.50	37.24	1:18.50
5 Smith, Kalila A	12	Aberdeen Dol	1:20.04	36.52	1:20.04
6 Crawford, Abigail	13	Co Glasgow	1:21.24	37.46	1:21.24
7 Campbell, Anna E	13	Co Glasgow	1:23.42	36.96	1:23.42
8 McNair, Lisa	13	F.I.R.S.T.	1:23.82	37.89	1:23.82
9 Watson, Tyla Paige	12	Inverness	1:24.62	36.78	1:24.62
10 Mann, Ksenia	12	Dun City Aqu	1:24.98	39.01	1:24.98

Final of Event 205 Girls 14-15 100 Metre Butterfly

Name	Age	Club	Time	50	100
A - Final					
1 Ren, Heidi	15	Co Glasgow	1:05.85	31.20	1:05.85
2 McNair, Suzie	15	F.I.R.S.T.	1:06.37	32.05	1:06.37
3 Coull, Madison B	14	Buckie	1:07.30	31.36	1:07.30
4 Croxford, Coco	14	Co Glasgow	1:08.92	32.16	1:08.92
5 Gallacher, Madison	15	F.I.R.S.T.	1:11.82	32.97	1:11.82
6 Cumming, Alice	14	Co Glasgow	1:12.25	33.06	1:12.25
7 Renfrew, Katherine	15	Perth City	1:12.50	33.97	1:12.50
8 Connell, Louise	15	Co Glasgow	1:14.31	33.98	1:14.31
9 Anderson, Rhona	15	Shetland	1:14.53	35.05	1:14.53
10 Smith, Taylor	15	St Thomas	1:18.26	34.00	1:18.26

Final of Event 205 Girls 16 & Over 100 Metre Butterfly

Name	Age	Club	Time	50	100
A - Final					
1 Paterson, Lauren E	19	Edinburgh Un	1:03.50	29.94	1:03.50
2 Alcaras, Gaia	20	Aberdeen Per	1:03.94	29.91	1:03.94
3 Stemp, Abigail G	19	Edinburgh Un	1:04.48	29.77	1:04.48
4 Lawrie, Kirstin E	21	Edinburgh Un	1:06.53	32.18	1:06.53
5 Murray, Jennifer	19	Edinburgh Un	1:07.13	31.64	1:07.13
6 Carlsen, Amanda	16	Bryne SK	1:07.15	30.28	1:07.15
7 Swanson, Mhairi	23	Aberdeen Per	1:07.62	31.11	1:07.62
8 Rogers, Faye	20	Aberdeen Per	1:08.35	31.94	1:08.35
9 Yuda, Faith D	18	Aberdeen Dol	1:09.16	32.32	1:09.16
10 Shaw, Toni	19	UniOfStirl	1:10.01	32.51	1:10.01



Event 301 Mixed 12-14 4 x 50 Metre Medley Relay

Team	Time	50	100	150	200	
1 Aberdeen Dol 1) Fearn, Dean L M14	A 2:05.42	29.15	1:05.11	1:35.07	2:05.42	4) Christoforos, Madison T W12
2 Co Glasgow 1) Mennie, Melissa W14	A 2:11.36	33.81	1:11.53	1:42.57	2:11.36	4) Connolly, Kyle M13
3 Aberdeen Dol 1) Geddes, James M14	B 2:12.38	31.35	1:12.43	1:42.19	2:12.38	4) Clubb, Ailsa M W14
4 Perth City 1) McGregor, Alexander M14	A 2:15.48	35.43	1:48.69	2:15.48		4) Norris, Jensen M14
5 Aberdeen Per 1) Smith, Eva W13	A 2:16.29	36.33	1:13.75	1:45.50	2:16.29	4) Khowboonchai, Sky M12
6 Glenrothes 1) Lamont, Eevie W13	A 2:18.92	37.73	1:16.60	1:48.22	2:18.92	4) McDonald, Finnley M13
7 Bellshill 1) Collins, Ethan M13	A 2:20.03	35.34	1:14.65	1:48.44	2:20.03	4) Geddes, Caleb M14
8 Perth City 1) Schembri, Manon W14	B 2:23.99	38.24	1:15.63	1:53.74	2:23.99	4) Bruce, Finlay M13
9 Aberdeen Per 1) Stuart, Madisyn W13	B 2:24.70	36.19	1:19.60	1:52.98	2:24.70	4) Jolly, Cameron M12
10 Garioch 1) Yong, Isabelle W14	A 2:26.88	40.29	1:22.49	1:52.80	2:26.88	4) Tetlow, Ellie W14
11 Inverness 1) McManus, Olivia W14	A 2:31.63	38.30	1:20.29	1:58.82	2:31.63	4) Burt, Lewis M13
12 Garioch 1) Mitchell, Lucy W12	B 2:38.89	42.92	1:24.00	2:06.06	2:38.89	4) Gow, Innes M14


Event 302 Mixed 15 & Over 4 x 50 Metre Medley Relay

Team	Time	50	100	150	200	
1 Aberdeen Per 1) Ferguson, Jamie W M19	A 1:54.21	27.40	58.20	1:27.46	1:54.21	4) Grant, Emily W25
2 UniOfStirl 1) Pease, Sam M23	A 1:55.46	26.97	1:01.95	1:28.59	1:55.46	4) Russell, Vicky W22
3 Aberdeen Dol 1) Brechenser, Kieran M M18	A 1:58.50	28.93	1:00.11	1:30.16	1:58.50	4) Reynard, Maya L W18
4 Karmoy 1) Instebo, Johan M18	A 1:58.96	28.42	1:03.15	1:34.74	1:58.96	4) Froyland-Jensen, Amund M17
5 Aberdeen Per 1) Wilson, Fraser M20	B 1:59.11	29.95	1:01.34	1:30.61	1:59.11	4) Swanson, Mhairi W23
6 Aberdeen Per 1) Wood, Maree E W19	C 1:59.38	30.99	1:30.93	1:59.38		4) Hall, Kailyn W18
7 Broch 1) Broadley, Ryan M17	A 2:00.85	29.53	1:05.01	1:32.33	2:00.85	4) Bruce, Natalie W17
8 Aberdeen Dol 1) Brodie, Andrew M17	B 2:02.23	28.63	1:01.40	1:32.68	2:02.23	4) King, Olivia J W15
9 Aberdeen Per 1) Howe, Maria W15	D 2:02.31	32.75	1:07.43	1:34.09	2:02.31	4) Gillespie, Ceri W17

UoA Age Group Open Meet

30 April / 1 May 2022

Session 3 – Results



UNIVERSITY OF ABERDEEN

10	Co Glasgow	A	2:02.42	34.07	1:05.29	1:35.80	2:02.42	
	1) Doubleday, Libby W17		2) Blair, David M19		3) Ren, Heidi W15		4) Connolly, Kai M15	
11	St Thomas	A	2:09.80	35.76	1:08.59	1:41.10	2:09.80	
	1) Coull, Libby W15		2) Mitchell, Cameron M16		3) Smith, Taylor W15		4) Stirling, Haydyn M16	
12	Elgin	A	2:10.06	29.32	1:09.98	1:39.71	2:10.06	
	1) Wood, Jacob M17		2) Powell, Jessica W15		3) McLaughlin, Fraser M15		4) Parnaby, Caitlin W14	
13	Dun City Aqu	A	2:10.12	33.34	1:09.02	1:39.56	2:10.12	
	1) Phillips, Adam M18		2) Buchanan, Cain M15		3) Mclean, Chloe W15		4) Finlayson, Simone W15	
14	Glenrothes	A	2:11.78	33.48	1:42.72	2:11.78		
	1) Ward, Logan M16		2) Chapman, Kyran M15		3) Low, Katie W15		4) Poolman, Ella W15	
15	Bellshill	A	2:15.70	33.00	1:10.80	1:41.90	2:15.70	
	1) Lilly, Nathan M17		2) Nimmo, Lucy W15		3) Cumming, Alex M15		4) Murphy, Jenna W15	
16	Garioch	A	2:18.03	36.88	1:14.56	1:45.24	2:18.03	
	1) Boyd, Tessa W15		2) Pritchard, Hayden M15		3) Geddie, Nathan M15		4) Reid, Isla W15	
17	Bellshill	B	2:25.04	38.77	1:15.21	1:52.00	2:25.04	
	1) Weir, Jenna W15		2) Nixon, Aidan M15		3) Hughes, Freddie M15		4) Falconer, Erin W16	
---	Bryne SK	A	DQ					
	1) Klungland, Simen Klausen M17		2) Junge, Sverre M17		3) Carlsen, Amanda W16		4) Carlsen, Amilie W18	

Event 401 Boys 12-13 200 Metre IM

Name	Age	Club	Time	50	100	150	200
1 Hendry, Daniel	13	Co Glasgow	2:38.66	33.51	1:12.88	2:03.35	2:38.66
2 Bichan, Owen	13	Banchory	2:39.50	33.01	1:15.00	2:04.68	2:39.50
3 Collins, Ethan	13	Bellshill	2:41.28	33.52	1:15.93	2:04.69	2:41.28
4 Coutts, Tyler	13	Shetland	2:43.91	34.03	1:17.26	2:06.11	2:43.91
5 Dow, Frazer	13	Perth City	2:43.99	36.48	1:21.04	2:05.36	2:43.99
6 Bruce, Finlay	13	Perth City	2:52.79	38.45	1:22.09	2:14.36	2:52.79
7 Reid, Fergus	13	Garioch	2:53.47	41.57	1:26.11	2:16.66	2:53.47
8 Fearn, Kai L	13	Aberdeen Dol	2:54.29	35.72	1:20.30	2:11.91	2:54.29
9 Malkin-Gill, Clark	13	Inverclyde	2:55.62	36.30	1:25.46	2:17.08	2:55.62
10 Storer, Alfred	12	Banchory	2:58.40	36.41	1:23.61	2:18.43	2:58.40
11 Khowboonchai, Sky	12	Aberdeen Per	2:58.42	40.08	1:23.27	2:20.70	2:58.42
12 Calder, Adam	12	Broch	2:58.61	38.31	1:22.72	2:19.11	2:58.61
13 Farnan, Jamie	12	Southern lom	2:58.93	40.72	1:27.97	2:19.76	2:58.93
14 Macpherson, Austin	12	Garioch	3:04.34	40.37	1:27.33	2:21.57	3:04.34
15 Kelly, Max	12	Garioch	3:09.27	43.58	1:32.52	2:26.03	3:09.27

Event 401 Boys 14-15 200 Metre IM

Name	Age	Club	Time	50	100	150	200
1 Norris, Jensen	14	Perth City	2:26.08	29.82	1:08.57	1:53.40	2:26.08
2 Johnson, Lukas	15	Aberdeen Per	2:26.54	29.46	1:07.06	1:53.29	2:26.54
3 Boddie, James	15	Garioch	2:28.46	30.41	1:08.62	1:54.39	2:28.46
4 Garrity, Luke	15	Inverclyde	2:29.37	32.24	1:11.52	1:55.09	2:29.37
5 Hall, Dan	15	Aberdeen Per	2:30.36	30.41	1:09.01	1:54.87	2:30.36
6 Chirnside, Oscar	14	Garioch	2:33.23	31.48	1:10.83	1:58.87	2:33.23
7 Paton, Ben	15	Aberdeen Per	2:33.27	31.81	1:13.63	1:56.83	2:33.27
8 Jackson, Logan	15	Aberdeen Per	2:33.38	31.42	1:08.16	1:56.49	2:33.38
9 Cowie, Fraser	14	N Ayrshire	2:33.60	31.95	1:10.44	1:59.22	2:33.60
10 Bullock, Toby	14	Midlothian	2:35.16	33.10	1:14.23	1:58.63	2:35.16
11 Scally, Logan	15	Aberdeen Per	2:36.84	30.77	1:11.64	2:01.09	2:36.84
12 Geddie, Nathan	15	Garioch	2:37.18	32.68	1:13.17	2:01.30	2:37.18
13 Macfarlane, Liam	15	Swim W Isles	2:38.39	32.37	1:14.29	2:02.37	2:38.39
14 Maclver, Ruaridh	15	Stonehaven	2:38.82	33.58	1:15.68	2:04.65	2:38.82
15 Storer, Edward	15	Banchory	2:39.31	33.06	1:15.25	2:04.10	2:39.31
16 McLaughlin, Fraser	15	Elgin	2:40.36	31.31	1:11.32	2:03.98	2:40.36
17 Pritchard, Hayden	15	Garioch	2:41.12	33.58	1:15.20	2:03.45	2:41.12
18 Brown, Martyn	15	Aberdeen Per	2:41.38	31.21	1:12.36	2:02.67	2:41.38
19 Cumming, Alex	15	Bellshill	2:41.64	33.77	1:14.47	2:04.39	2:41.64
20 McCavish, Aidan	14	F.I.R.S.T.	2:42.00	35.99	1:18.96	2:05.85	2:42.00
21 Winship, Michael	15	Co Glasgow	2:42.06	33.19	1:13.58	2:04.36	2:42.06
22 McGregor, Alexander	14	Perth City	2:42.58	34.36	1:18.87	2:06.20	2:42.58
23 Hutchinson, Ross	14	Monifieth	2:45.11	34.43	1:19.55	2:07.68	2:45.11
24 McLaren, Adam	15	Westhill	2:45.98	32.78	1:18.54	2:06.78	2:45.98
25 Nixon, Aidan	15	Bellshill	2:47.56	36.02	1:22.66	2:07.26	2:47.56
26 Wright, Alex	14	Westhill	2:49.87	35.21	1:19.52	2:10.99	2:49.87
27 Elrick, Arran	14	Westhill	2:52.94	36.33	1:21.43	2:11.67	2:52.94
28 Murphy, Euan	14	Ythan	2:53.24	38.00	1:22.14	2:15.86	2:53.24
29 Ratkos, Vilmos	15	Banchory	2:54.15	32.54	1:16.34	2:10.64	2:54.15
30 Aberdein, James	14	Banchory	2:54.54	36.16	1:20.42	2:13.38	2:54.54
31 Hay, Jamie	14	Garioch	2:55.97	39.85	1:22.13	2:18.38	2:55.97
--- Crichton, Duncan J	15	Kinross	DQ	34.54	1:18.33	2:09.28	DQ
--- Geddes, Caleb	14	Bellshill	DQ	35.75	1:16.44	2:09.61	DQ



Event 401 Boys 16 & Over 200 Metre IM

Name	Age	Club	Time	50	100	150	200
1 Ferguson, Jamie W	19	Aberdeen Per	2:11.75	28.35	1:01.48	1:41.04	2:11.75
2 Poole, Charlie	21	UniOfStirl	2:11.83	27.37	1:01.25	1:42.31	2:11.83
3 Travis, Cameron	18	Aberdeen Per	2:12.78	28.76	1:02.23	1:42.62	2:12.78
4 Bangun, Albert	19	UniOfStirl	2:16.60	28.63	1:05.35	1:44.98	2:16.60
5 Leifsen, Gustav	20	Haugesund	2:18.65	28.34	1:03.79	1:46.12	2:18.65
6 Taylor, Jon	18	Aberdeen Per	2:20.08	29.93	1:05.82	1:48.07	2:20.08
7 Robinson, Tom	22	Aberdeen Per	2:20.62	29.08	1:04.37	1:45.66	2:20.62
8 Garrity, Matthew	18	Inverclyde	2:20.73	29.70	1:07.76	1:46.90	2:20.73
9 Gibson, Jake	16	Broch	2:21.36	28.90	1:06.94	1:48.66	2:21.36
10 Macdonald, Calvin	16	Aberdeen Per	2:21.92	29.49	1:05.68	1:47.96	2:21.92
11 Tetlow, Fraser	16	Garioch	2:23.31	29.87	1:06.89	1:49.39	2:23.31
12 Slessor, Conrad	17	Aberdeen Per	2:23.40	27.84	1:06.69	1:49.67	2:23.40
13 Broadley, Ryan	17	Broch	2:24.69	29.50	1:07.31	1:51.28	2:24.69
14 Klungland, Simen Klausen	17	Bryne SK	2:24.75	28.01	1:03.26	1:49.40	2:24.75
15 Mitchell, Kyle	16	Garioch	2:25.34	29.42	1:06.11	1:51.55	2:25.34
16 Heigre, Emil O	16	Bryne SK	2:29.37	30.79	1:10.74	1:55.24	2:29.37

Event 402 Girls 12-13 200 Metre Butterfly

Name	Age	Club	Time	50	100	150	200
1 Smith, Kalila A	12	Aberdeen Dol	3:11.95	41.79	1:32.49	2:27.19	3:11.95
2 McLaughlin, Erin	13	Garioch	3:32.27	42.46	1:37.69	2:35.26	3:32.27
3 Tweedie, Katy	12	Garioch	3:44.18	46.55	1:44.66	2:44.62	3:44.18

Event 402 Girls 14-15 200 Metre Butterfly

Name	Age	Club	Time	50	100	150	200
1 McNair, Suzie	15	F.I.R.S.T.	2:34.72	33.65	1:14.30	1:55.99	2:34.72
2 Coull, Madison B	14	Buckie	2:36.27	32.02	1:10.56	1:52.49	2:36.27
3 Beaton, Freya	14	Co Glasgow	2:36.67	34.28	1:15.33	1:55.93	2:36.67
4 Cumming, Alice	14	Co Glasgow	2:39.04	34.99	1:15.65	1:57.58	2:39.04
5 Connell, Louise	15	Co Glasgow	2:48.02	35.49	1:17.94	2:03.58	2:48.02
6 Brechin, Kirsty J	14	Aberdeen Dol	2:49.20	35.43	1:17.72	2:02.98	2:49.20
7 Anderson, Rhona	15	Shetland	2:50.91	36.16	1:19.23	2:04.94	2:50.91
8 Tetlow, Ellie	14	Garioch	2:55.42	38.59	1:22.85	2:10.14	2:55.42
9 Macdonald, Keira	15	Swim W Isles	2:58.33	39.51	1:24.80	2:12.37	2:58.33
10 Kay, Isla	14	Westhill	2:58.59	39.27	1:25.84	2:13.55	2:58.59
11 Finlayson, Simone	15	Dun City Aqu	2:59.07	38.01	1:24.83	2:14.85	2:59.07
12 Fallone, Sofia	14	Monifieth	3:02.24	37.52	1:24.95	2:14.19	3:02.24
13 Morgan, Lucy	14	Aberdeen Per	3:03.57	35.40	1:20.12	2:08.79	3:03.57
14 Louw, Imogen	14	Westhill	3:04.50	40.46	1:27.35	2:19.45	3:04.50
15 Boyd, Tessa	15	Garioch	3:05.21	40.20	1:26.14	2:16.09	3:05.21
16 Reid, Isla	15	Garioch	3:11.49	38.85	1:26.94	2:20.91	3:11.49
17 Coutts, Gemma	14	Westhill	3:13.47	39.41	1:29.24	2:20.29	3:13.47
18 Kemp, Mhairi	14	Perth City	3:17.35	43.43	1:35.77	2:29.93	3:17.35
--- Kari, Lia	15	Westhill	DQ	38.94	1:28.06	2:21.38	DQ

Event 402 Girls 16 & Over 200 Metre Butterfly

Name	Age	Club	Time	50	100	150	200
1 Brown, Yvonne	20	Aberdeen Per	2:17.08	31.50	1:06.57	1:42.37	2:17.08
2 Paterson, Lauren E	19	Edinburgh Un	2:23.10	31.53	1:08.01	1:46.33	2:23.10
3 Keegan, Zara	20	Aberdeen Per	2:24.73	32.55	1:09.35	1:46.83	2:24.73
4 Stemp, Abigail G	19	Edinburgh Un	2:32.34	32.30	1:11.08	1:51.99	2:32.34
5 Rogers, Faye	20	Aberdeen Per	2:34.55	33.57	1:11.15	1:52.18	2:34.55
6 Boddie, Catherine	18	Garioch	2:36.19	32.77	1:11.86	1:52.99	2:36.19
7 Goodbrand, Alyssa	16	Ythan	2:40.36	33.46	1:13.98	1:58.13	2:40.36
8 Sletteboe, Sara	17	Bryne SK	2:41.24	33.85	1:14.43	1:57.68	2:41.24

Event 403 Boys 12-13 200 Metre Breaststroke

Name	Age	Club	Time	50	100	150	200
1 Dow, Frazer	13	Perth City	2:56.74	40.10	1:26.10	2:13.92	2:56.74
2 Machin, Aran	12	Co Glasgow	2:57.33	40.03	1:25.68	2:13.00	2:57.33
3 Connolly, Kyle	13	Co Glasgow	3:01.50	40.70	1:27.03	2:14.81	3:01.50
4 Reid, Fergus	13	Garioch	3:07.99	42.80	1:31.92	2:19.91	3:07.99
5 Collins, Ethan	13	Bellshill	3:12.73	41.70	1:31.19	2:21.45	3:12.73
6 Farnan, Jamie	12	Southern lom	3:20.62	45.13	1:38.61	2:30.38	3:20.62
7 Cantley, Alex	12	Banchory	3:20.67	46.26	1:39.73	2:30.30	3:20.67
8 Adam, Tearlach H	12	Perth City	3:24.91	45.02	1:38.53	2:32.05	3:24.91
9 Macpherson, Austin	12	Garioch	3:27.52	44.23	1:36.60	2:33.61	3:27.52
10 Jolly, Cameron	12	Aberdeen Per	3:29.23	49.35	1:44.77	2:37.44	3:29.23
11 Paton, Struan	13	Aberdeen Per	3:32.13	48.27	1:44.03	2:38.87	3:32.13

Event 403 Boys 14-15 200 Metre Breaststroke

Name	Age	Club	Time	50	100	150	200
1 Connolly, Kai	15	Co Glasgow	2:39.18	35.88	1:16.10	1:57.40	2:39.18
2 Kringelis, Rojus	15	Bellshill	2:40.49	36.23	1:17.12	1:59.60	2:40.49
3 Hall, Greg	15	Aberdeen Per	2:48.52	37.98	1:21.66	2:04.68	2:48.52
4 Garrity, Luke	15	Inverclyde	2:49.28	37.42	1:20.51	2:04.40	2:49.28
5 Bullock, Toby	14	Midlothian	2:49.71	37.82	1:21.52	2:06.14	2:49.71
6 Paton, Ben	15	Aberdeen Per	2:52.49	38.87	1:22.84	2:08.95	2:52.49
7 Philip, Corey	14	Dun City Aqu	2:52.54	38.91	1:23.74	2:09.45	2:52.54
8 Boddie, James	15	Garioch	2:54.14	39.61	1:24.11	2:09.48	2:54.14
9 McCavish, Aidan	14	F.I.R.S.T.	2:56.60	39.83	1:24.85	2:11.67	2:56.60
10 Liversedge, Torin	15	Banchory	2:58.94	38.09	1:23.54	2:11.02	2:58.94
11 McGregor, Alexander	14	Perth City	2:59.30	40.06	1:26.35	2:14.13	2:59.30
12 Sinclair, Taylor	15	Elgin	3:00.76	38.75	1:23.89	2:11.04	3:00.76
13 Martin, Johnny F	14	Kinross	3:01.74	40.64	1:28.34	2:16.84	3:01.74
14 Cumming, Alex	15	Bellshill	3:01.87	41.20	1:27.95	2:15.27	3:01.87
15 Nixon, Aidan	15	Bellshill	3:01.91	42.45	1:30.13	2:17.28	3:01.91
16 Chirnside, Oscar	14	Garioch	3:03.11	42.84	1:30.14	2:17.63	3:03.11
17 Chapman, Kyran	15	Glenrothes	3:07.28	37.53	1:22.78	2:13.95	3:07.28
18 Geddie, Nathan	15	Garioch	3:11.60	42.34	1:32.97	2:22.85	3:11.60
19 Pritchard, Hayden	15	Garioch	3:11.62	42.40	1:31.48	2:22.46	3:11.62
20 Elrick, Arran	14	Westhill	3:15.94	46.18	1:38.12	2:29.39	3:15.94
21 McLaren, Adam	15	Westhill	3:15.98	44.89	1:33.81	2:26.64	3:15.98

Event 403 Boys 16 & Over 200 Metre Breaststroke

Name	Age	Club	Time	50	100	150	200
1 Fairbairn, Greg	20	UniOfStirl	2:26.72	33.20	1:10.36	1:48.39	2:26.72
2 Trotman, Charlie M	20	Edinburgh Un	2:30.54	33.36	1:10.88	1:50.04	2:30.54
3 Morrison, Conner	25	Aberdeen Per	2:32.09	34.11	1:12.47	1:51.76	2:32.09
4 Solberg Holm, Eskil	18	Karmoy	2:32.42	33.70	1:13.39	1:52.83	2:32.42
5 Garrity, Matthew	18	Inverclyde	2:34.13	34.99	1:14.33	1:54.49	2:34.13
6 Arthur, Andrew	20	UniOfStirl	2:36.21	36.20	1:16.74	1:57.08	2:36.21
7 Innes, Mark J	20	Edinburgh Un	2:36.33	35.04	1:15.95	1:55.65	2:36.33
8 Junge, Sverre	17	Bryne SK	2:36.48	35.36	1:15.48	1:56.03	2:36.48
9 Blair, David	19	Co Glasgow	2:37.83	35.72	1:16.57	1:57.06	2:37.83
10 Brechenser, Kieran M	18	Aberdeen Dol	2:40.75	34.85	1:15.45	1:57.11	2:40.75
11 Mitchell, Jack	16	Aberdeen Per	2:42.91	35.55	1:15.86	1:59.22	2:42.91
12 Roberts, Gavin	23	Co Glasgow	2:43.76	36.90	1:17.52	1:59.55	2:43.76
13 Ward, Logan	16	Glenrothes	2:46.32	35.85	1:17.43	2:02.28	2:46.32
14 Tetlow, Fraser	16	Garioch	2:47.02	36.09	1:18.90	2:02.92	2:47.02
15 Low, Finlay	16	Ythan	2:48.35	37.44	1:20.33	2:05.32	2:48.35
16 MacKenzie, Jake	17	Aberdeen Per	2:53.32	37.98	1:22.63	2:08.68	2:53.32

Event 404 Girls 12-13 50 Metre Freestyle

Name	Age	Club	Time	Name	Age	Club	Time
1 Stuart, Madisyn	13	Aberdeen Per	29.69	25 Sloan, Jessica M	13	Kinross	32.79
2 Ren, Gina	13	Co Glasgow	29.92	26 McNair, Lisa	13	F.I.R.S.T.	32.82
3 Christoforos, Madison T	12	Aberdeen Dol	30.06	27 Flockhart, Elissa	12	Aberdeen Per	33.65
4 Kirkwood, Jessica	13	Aberdeen Per	30.15	28 Jarrett, Imogen	12	Dun City Aqu	33.94
5 Thomson, Ella	12	Perth City	30.73	29 Walters, Charlotte	12	Aberdeen Per	34.16
6 Mitchell, Lola	13	Broch	31.15	30 Lumsden, Hannah	13	Huntly	34.23
7 Campbell, Anna E	13	Co Glasgow	31.42	31 Falconer, Sadie	13	St Thomas	34.37
8 Watson, Tyla Paige	12	Inverness	31.64	32 Strachan, Erin	13	Aberdeen Per	34.72
9 Lamont, Eevie	13	Glenrothes	31.76	33 Tweedie, Katy	12	Garioch	34.74
10 McLean, Amelie	13	Huntly	31.77	34 Powell, Grace	13	Elgin	34.79
11 Laidlaw, Ava	13	Broch	31.85	35 McGregor, Natalie	13	Perth City	34.86
12 Petrie, Isla	13	Monifieth	31.93	36 McLaughlin, Erin	13	Garioch	35.00
13 Leune, Mya	12	Ythan	J31.93	37 Robertson, Katie	13	Perth City	35.03
14 Thomson, Isla	13	Glenrothes	32.05	38 McCreddie, Amy	13	Bellshill	35.09
15 Forbes, Payton	13	Buckie	32.11	39 Rankin, Eve I	12	Kinross	35.22
16 Beetham, Anna	13	F.I.R.S.T.	32.16	40 McMahan, Cara	13	Dun City Aqu	35.35
17 Gildea, Daisy	12	Co Glasgow	32.26	41 Proctor, Sam	13	Huntly	35.36
18 Crawford, Abigail	13	Co Glasgow	32.27	42 Gadsden, Sarah	13	Perth City	35.53
19 Scatteredy, Annabella B	13	Aberdeen Dol	32.30	43 Chesher, Madeleine R	12	Aberdeen Dol	35.70
20 Mann, Ksenia	12	Dun City Aqu	32.36	44 Enoch, Theresa	12	Aberdeen Per	36.63
21 Sanderson, Elena	13	Perth City	32.45	45 Scott, Chloe	13	Stonehaven	36.70
22 Burel, Amelia	12	Glenrothes	32.49	46 Higgins, Charlotte	12	Aberdeen Per	37.21
23 Macsween, Eva	13	Swim W Isles	32.64	47 Falconer, Abigail	13	Bellshill	39.05
24 Kidd, Juliette	13	Dun City Aqu	32.65				

Event 404S Girls 12 & Over 50 Metre Freestyle Swim-off

Name	Age	Club	Time	Name	Age	Club	Time
1 Petrie, Isla	13	Monifieth	31.55	2 Leune, Mya	12	Ythan	31.74

Event 404 Girls 14-15 50 Metre Freestyle

Name	Age	Club	Time	Name	Age	Club	Time
1 Ren, Heidi	15	Co Glasgow	28.81	25 Parnaby, Caitlin	14	Elgin	31.05
2 Renfrew, Katherine	15	Perth City	29.00	26 Murphy, Jenna	15	Bellshill	31.17
3 Coull, Madison B	14	Buckie	29.13	*27 Macdonald, Keira	15	Swim W Isles	31.19
4 Crawford, Zoe	15	F.I.R.S.T.	29.14	*27 Lyon, Aleisha E	14	Aberdeen Dol	31.19
5 Low, Katie	15	Glenrothes	29.39	29 Payton, Leah	15	Ythan	31.36
*6 Croxford, Coco	14	Co Glasgow	29.49	30 Coull, Libby	15	St Thomas	31.47
*6 Machin, Saphrina	15	Co Glasgow	29.49	31 MacKenzie, Taylor	15	Monifieth	31.49
8 Poolman, Ella	15	Glenrothes	29.74	32 Chadwick, Charlotte L	15	Kinross	31.57
9 Tomasek, Dobrawa	15	St Thomas	29.79	*33 Williamson, Talia	15	Banchory	31.62
10 Clubb, Ailsa M	14	Aberdeen Dol	29.81	*33 Kay, Isla	14	Westhill	31.62
11 Mennie, Melissa	14	Co Glasgow	29.87	35 Carruthers, Sophie	14	Glenrothes	31.72
12 Thomson, Charlotte	15	Midlothian	29.88	36 Louw, Imogen	14	Westhill	31.74
13 Connell, Louise	15	Co Glasgow	29.93	37 Barton, Millie	14	Bellshill	31.77
14 Smith, Jessica S	15	Aberdeen Dol	30.04	38 Higgins, Morgan	14	Aberdeen Per	31.80
15 Gallacher, Madison	15	F.I.R.S.T.	30.09	39 Wigham, Caitlin	15	Dun City Aqu	31.88
16 King, Olivia J	15	Aberdeen Dol	30.20	40 Weir, Amy	15	Bellshill	31.90
17 Smith, Taylor	15	St Thomas	30.26	41 Walber, Katie	14	Aberdeen Per	31.91
18 Urquhart, Caitlin	15	Inverness	30.33	42 Wilson, Allanah	14	Bellshill	31.95
19 Gumbrell, Cara	15	Ren 96	30.40	43 Jupp, Emma	14	Aberdeen Per	32.11
20 Mclean, Chloe	15	Dun City Aqu	30.44	44 Reid, Isla	15	Garioch	32.23
21 Frame, Caitlin	15	F.I.R.S.T.	30.50	45 Schembri, Manon	14	Perth City	32.30
22 Wheeler, Harriet	15	Perth City	30.75	46 Beattie, Keira	15	St Thomas	32.31
23 Fallone, Sofia	14	Monifieth	30.80	47 Boyd, Tessa	15	Garioch	32.47
24 McLeod, Lucy	15	F.I.R.S.T.	31.03	48 Prain, Grace	15	Dun City Aqu	32.57

49	Manson, Beth	15	Elgin	32.65	*57	Zarouali, Yasmeen	15	Garioch	33.08
50	Enoch, Anastasia	14	Aberdeen Per	32.67	*57	Coutts, Gemma	14	Westhill	33.08
*51	Milne, Grace	14	Aberdeen Per	32.82	59	Breingan, Hannah M	15	Kinross	33.14
*51	Taylor, Morgan	14	Shetland	32.82	60	Glover, Charlotte	15	Bellshill	33.63
53	Mo, Summer	14	Westhill	32.83	61	Livie, Erin	14	Dun City Aqu	33.66
54	Smart, Katie	14	Perth City	32.86	62	Cuthbertson, Emma	15	Bellshill	35.69
55	DeBari, Sylvia	14	Aberdeen Dol	32.96	63	Prygiel, Amelia	14	Bellshill	36.47
56	Weir, Jenna	15	Bellshill	33.03	---	Shand, Rebecca	15	Aberdeen Dol	DQ

Event 404 Girls 16 & Over 50 Metre Freestyle


Name	Age	Club	Time	Name	Age	Club	Time		
1	Russell, Vicky	22	UniOfStirl	27.20	13	Yuda, Faith D	18	Aberdeen Dol	29.17
2	Grant, Emily	25	Aberdeen Per	27.34	14	Reynard, Maya L	18	Aberdeen Dol	29.49
3	Lawrie, Kirstin E	21	Edinburgh Un	27.87	15	Simpson, Emma	18	Broch	29.58
4	Carlsen, Amanda	16	Bryne SK	28.03	16	Gardiner, Holly	23	UniOfStirl	29.64
5	Vestre, Helene O	19	Haugesund	28.12	17	Hall, Alice	16	Banchory	29.83
6	Nilsen, Mari	19	Haugesund	28.23	18	Froyland, Charlotte	19	Haugesund	29.99
7	Slessor, Anya	18	Aberdeen Per	28.27	19	Gault, Eilidh	16	Ythan	30.32
8	Swanson, Mhairi	23	Aberdeen Per	28.45	20	Riach, Emily	20	Aberdeen Per	30.56
9	Nikelis, Haide	16	Karmoy	28.63	21	Ligtendag, Gemma	17	Stonehaven	30.57
10	Bruce, Natalie	17	Broch	28.87	22	Macdonald, Isla	16	Inverness	30.96
11	Belotti, Kiana	19	Edinburgh Un	28.99	23	Doubleday, Libby	17	Co Glasgow	31.78
12	Adair, Sophie	17	Stonehaven	29.15					

Event 405 Boys 12-13 50 Metre Backstroke

Name	Age	Club	Time	Name	Age	Club	Time		
1	Coutts, Tyler	13	Shetland	33.16	12	Reid, Fergus	13	Garioch	38.24
2	Fearn, Kai L	13	Aberdeen Dol	34.67	13	Preater, Theo	13	St Thomas	38.36
3	Mossman, Kyle	13	Co Glasgow	35.02	14	Malkin-Gill, Clark	13	Inverclyde	38.50
4	Piatek, Mateusz	13	Aberdeen Per	35.41	15	Buchan, Ruairi	13	Garioch	38.52
5	Khowboonchai, Sky	12	Aberdeen Per	35.47	16	Storer, Alfred	12	Banchory	38.92
6	Bruce, Finlay	13	Perth City	36.23	17	Adam, Tearlach H	12	Perth City	39.58
7	Calder, Adam	12	Broch	37.20	18	Kelly, Max	12	Garioch	39.93
8	Holmes, Alex I	12	Glenrothes	37.78	19	Eiamratanawong, Pokpong	13	Dun City Aqu	40.40
9	Weatherhead, Zachary	12	Banchory	37.92	20	Ridler, Harry	12	Perth City	41.37
10	Paton, Struan	13	Aberdeen Per	38.06	21	Phillips, Robbie	12	Dun City Aqu	42.21
11	Macpherson, Austin	12	Garioch	38.19					

Event 405 Boys 14-15 50 Metre Backstroke

Name	Age	Club	Time	Name	Age	Club	Time		
1	Fearn, Dean L	14	Aberdeen Dol	29.02	19	McLaren, Adam	15	Westhill	33.66
2	Philip, Corey	14	Dun City Aqu	30.60	*20	Brown, Martyn	15	Aberdeen Per	33.67
3	McCombie, Dylan	15	Banchory	30.69	*20	Simpson, Greig J	15	Aberdeen Per	33.67
4	Liversedge, Torin	15	Banchory	31.00	22	Ratkos, Vilmos	15	Banchory	34.17
5	Jackson, Logan	15	Aberdeen Per	31.25	23	Ibrahim, Yusuf	15	Co Glasgow	34.19
6	Scally, Logan	15	Aberdeen Per	31.50	24	Pritchard, Thomas Y	14	Kinross	34.37
7	Johnson, Lukas	15	Aberdeen Per	31.53	25	Ferguson, Jake	14	F.I.R.S.T.	34.80
8	Christoforos, Connor M	14	Aberdeen Dol	31.66	26	Geddie, Nathan	15	Garioch	34.86
9	Smith, Archie C	15	Aberdeen Dol	31.71	27	Kerridge, Ashton	14	Glenrothes	35.13
10	Brown, Rowan	15	Elgin	32.08	28	Geddes, Caleb	14	Bellshill	35.89
11	Stewart, Fraser	15	Step Rock	32.40	29	Hughes, Freddie	15	Bellshill	35.95
12	McLaughlin, Fraser	15	Elgin	32.66	30	Murphy, Euan	14	Ythan	36.07
13	Macfarlane, Liam	15	Swim W Isles	32.68	31	Calder, Ryan	14	Broch	36.12
14	Boddie, James	15	Garioch	32.80	32	Aberdein, James	14	Banchory	36.18
15	Hall, Dan	15	Aberdeen Per	33.09	33	Hay, Jamie	14	Garioch	36.79
16	Beetham, Samuel	15	F.I.R.S.T.	33.16	34	Pritchard, Hayden	15	Garioch	37.23
17	Maclver, Ruaridh	15	Stonehaven	33.32	35	Elrick, Arran	14	Westhill	37.34
18	Chirnside, Oscar	14	Garioch	33.47	36	Crichton, Duncan J	15	Kinross	37.80



Event 405 Boys 16 & Over 50 Metre Backstroke

Name	Age	Club	Time	Name	Age	Club	Time
1 Pease, Sam	23	UniOfStirl	26.58	11 Austin, Lewis	16	Tain	29.99
2 Ferguson, Ryan	21	Edinburgh Un	28.37	12 Macdonald, Calvin	16	Aberdeen Per	30.60
3 Arthur, Andrew	20	UniOfStirl	28.48	*13 Tykesson, Oliver	22	UniOfStirl	31.20
4 Klungland, Simen Klausen	17	Bryne SK	28.78	*13 Pritchard, Stuart L	16	Kinross	31.20
5 Johnson, Brendan	24	Aberdeen Per	29.19	15 Gatton, Andrew	21	Inverness	31.46
6 Broadley, Ryan	17	Broch	29.32	16 Mitchell, Kyle	16	Garioch	31.50
7 Brown, Matthew	19	Aberdeen Per	29.54	17 Smitton, Andrew	16	Banchory	32.08
8 Lennox, Kieran	16	Aberdeen Per	29.63	18 Herron, Roddy	16	Banchory	32.35
*9 Wilson, Fraser	20	Aberdeen Per	29.69	19 Lilly, Nathan	17	Bellshill	32.38
*9 Lorimer, Jack	16	Ythan	29.69	20 Phillips, Adam	18	Dun City Aqu	32.62

Event 406 Girls 12-13 100 Metre Breaststroke

Name	Age	Club	Time	50	100
1 Christoforos, Madison T	12	Aberdeen Dol	1:23.36	38.21	1:23.36
2 Kirkwood, Jessica	13	Aberdeen Per	1:24.83	39.80	1:24.83
3 Thomson, Ella	12	Perth City	1:24.93	39.77	1:24.93
4 Burel, Amelia	12	Glenrothes	1:26.13	40.50	1:26.13
5 Thomas, Abigail	13	Nairn	1:27.08	40.69	1:27.08
6 Ren, Gina	13	Co Glasgow	1:29.33	42.43	1:29.33
7 Mann, Ksenia	12	Dun City Aqu	1:30.77	42.94	1:30.77
8 Forbes, Payton	13	Buckie	1:31.52	43.78	1:31.52
9 Mitchell, Lola	13	Broch	1:31.98	44.01	1:31.98
10 Kidd, Juliette	13	Dun City Aqu	1:32.52	43.97	1:32.52
11 Cantley, Lauren	12	Banchory	1:35.48	45.11	1:35.48
12 McGregor, Natalie	13	Perth City	1:36.29	45.70	1:36.29
13 Robertson, Katie	13	Perth City	1:36.86	46.73	1:36.86
*14 Leune, Mya	12	Ythan	1:37.28	45.24	1:37.28
*14 Lamont, Eevie	13	Glenrothes	1:37.28	46.00	1:37.28
16 Luce, Ava	13	Elgin	1:38.06	45.06	1:38.06
17 Tweedie, Katy	12	Garioch	1:38.10	45.98	1:38.10
18 Moore, Abigail	12	Garioch	1:38.31	46.08	1:38.31
19 McLaughlin, Erin	13	Garioch	1:39.42	47.79	1:39.42
20 Macsween, Eva	13	Swim W Isles	1:40.89	47.45	1:40.89
21 Reid, Amy Bell	13	Aberdeen Per	1:41.08	46.67	1:41.08
22 Anderson, Jessica	13	Stonehaven	1:41.20	47.10	1:41.20
*23 Higgins, Charlotte	12	Aberdeen Per	1:41.25	47.22	1:41.25
*23 Mitchell, Lucy	12	Garioch	1:41.25	47.45	1:41.25
25 Sanderson, Elena	13	Perth City	1:41.32	47.36	1:41.32
26 Scott, Chloe	13	Stonehaven	1:43.19	47.21	1:43.19
27 McCreadie, Amy	13	Bellshill	1:43.23	47.41	1:43.23
28 Proctor, Sam	13	Huntly	1:44.89	50.04	1:44.89
29 Enoch, Theresa	12	Aberdeen Per	1:44.91	50.13	1:44.91
30 Strachan, Erin	13	Aberdeen Per	1:45.44	48.85	1:45.44
--- Murray, Lillie	12	Buckie	X		



Event 406 Girls 14-15 100 Metre Breaststroke

Name	Age	Club	Time	50	100
1 Thomson, Charlotte	15	Midlothian	1:20.25	37.79	1:20.25
2 Nimmo, Lucy	15	Bellshill	1:22.84	38.48	1:22.84
3 Paterson, Madeleine	14	Co Glasgow	1:22.85	37.99	1:22.85
4 Henderson, Orla	14	Shetland	1:25.00	40.35	1:25.00
5 Gallacher, Madison	15	F.I.R.S.T.	1:25.61	39.92	1:25.61
6 Fraser, Eden	15	Aberdeen Per	1:25.67	40.41	1:25.67
7 Mennie, Melissa	14	Co Glasgow	1:26.33	41.31	1:26.33
8 Cumming, Alice	14	Co Glasgow	1:26.57	40.17	1:26.57
9 Wilson, Allannah	14	Bellshill	1:26.92	39.63	1:26.92
10 Low, Katie	15	Glenrothes	1:27.67	40.42	1:27.67
11 Smith, Jessica S	15	Aberdeen Dol	1:27.82	40.99	1:27.82
12 Barton, Millie	14	Bellshill	1:28.26	41.55	1:28.26
13 Carruthers, Sophie	14	Glenrothes	1:28.30	41.71	1:28.30
14 Croxford, Coco	14	Co Glasgow	1:28.36	41.53	1:28.36
15 Payton, Leah	15	Ythan	1:28.51	41.45	1:28.51
16 Prain, Grace	15	Dun City Aqu	1:28.92	42.14	1:28.92
17 Enoch, Anastasia	14	Aberdeen Per	1:29.07	41.77	1:29.07
18 McLeod, Lucy	15	F.I.R.S.T.	1:29.20	42.15	1:29.20
19 McCappin, Keziah	14	F.I.R.S.T.	1:29.46	42.18	1:29.46
20 Schembri, Manon	14	Perth City	1:29.76	42.59	1:29.76
21 Wheeler, Harriet	15	Perth City	1:29.78	43.44	1:29.78
22 Finlayson, Simone	15	Dun City Aqu	1:30.06	42.45	1:30.06
23 Thomson, Abigail	14	Dun City Aqu	1:30.78	42.88	1:30.78
24 Higgins, Morgan	14	Aberdeen Per	1:31.54	44.11	1:31.54
25 Yong, Isabelle	14	Garioch	1:31.57	44.60	1:31.57
26 Kari, Lia	15	Westhill	1:31.61	44.15	1:31.61
27 Weir, Amy	15	Bellshill	1:31.96	44.29	1:31.96
28 Glen, Thea	15	Co Glasgow	1:31.97	42.99	1:31.97
29 Wigham, Caitlin	15	Dun City Aqu	1:32.92	43.64	1:32.92
*30 DeBari, Sylvia	14	Aberdeen Dol	1:32.97	44.17	1:32.97
*30 Glover, Charlotte	15	Bellshill	1:32.97	44.94	1:32.97
32 Cowling, Eva	14	Perth City	1:33.11	44.05	1:33.11
33 Robertson, Ruby	14	Buckie	1:34.42	45.63	1:34.42
34 Gumbrell, Cara	15	Ren 96	1:34.83	44.33	1:34.83
35 Lyon, Aleisha E	14	Aberdeen Dol	1:35.15	44.02	1:35.15
36 Murphy, Jenna	15	Bellshill	1:35.32	44.23	1:35.32
37 Boyd, Tessa	15	Garioch	1:35.33	45.35	1:35.33
38 Manson, Beth	15	Elgin	1:35.83	45.29	1:35.83
39 Reid, Isla	15	Garioch	1:35.85	46.35	1:35.85
40 Reid, Nicole	15	Broch	1:36.58	43.40	1:36.58
41 Coutts, Gemma	14	Westhill	1:36.59	45.83	1:36.59
42 Clubb, Ailsa M	14	Aberdeen Dol	1:37.57	46.51	1:37.57
43 Eaton, Keira	15	Banchory	1:37.97	46.66	1:37.97
44 Louw, Imogen	14	Westhill	1:38.82	46.79	1:38.82
45 Prygiel, Amelia	14	Bellshill	1:39.07	46.57	1:39.07
46 Fraser, Keira	14	Ythan	1:40.86	46.77	1:40.86



Event 406 Girls 16 & Over 100 Metre Breaststroke

Name	Age	Club	Time	50	100
1 McGhee, Emily	19	Carnoustie	1:15.11	35.95	1:15.11
2 Crichton, FEARNE	17	Perth City	1:17.43	36.58	1:17.43
3 Medhaug Rossebo, Mina	16	Karmoy	1:18.30	36.79	1:18.30
4 Goodbrand, Alyssa	16	Ythan	1:19.42	37.07	1:19.42
5 Gardiner, Holly	23	UniOfStirl	1:19.50	37.85	1:19.50
6 Carlsen, Amilie	18	Bryne SK	1:20.56	36.88	1:20.56
7 Chalmers, Ella	16	Ythan	1:20.81	36.94	1:20.81
8 Macdonald, Isla	16	Inverness	1:20.88	37.64	1:20.88
9 Simpson, Emma	18	Broch	1:23.28	38.69	1:23.28
10 Ligtendag, Faye	17	Stonehaven	1:24.48	39.36	1:24.48
11 Froyland, Charlotte	19	Haugesund	1:24.92	37.92	1:24.92
12 Simpson, Katie	20	Edinburgh Un	1:24.96	39.61	1:24.96
13 Gault, Eilidh	16	Ythan	1:25.87	39.40	1:25.87
--- Adams, Morven	21	Dun City Aqu	X		

Event 407 Boys 12-13 100 Metre Freestyle

Name	Age	Club	Time	50	100
1 Bichan, Owen	13	Banchory	1:03.03	30.00	1:03.03
2 Coutts, Tyler	13	Shetland	1:04.45	31.13	1:04.45
3 Machin, Aran	12	Co Glasgow	1:05.93	31.55	1:05.93
4 Hendry, Daniel	13	Co Glasgow	1:06.08	31.18	1:06.08
5 Connolly, Kyle	13	Co Glasgow	1:06.62	31.05	1:06.62
6 Mossman, Kyle	13	Co Glasgow	1:07.02	31.59	1:07.02
7 Storer, Alfred	12	Banchory	1:07.36	31.72	1:07.36
8 Reid, Fergus	13	Garioch	1:07.39	33.01	1:07.39
9 Fearn, Kai L	13	Aberdeen Dol	1:07.65	32.21	1:07.65
10 Bruce, Finlay	13	Perth City	1:07.88	32.03	1:07.88
11 McDonald, Finnley	13	Glenrothes	1:10.46	33.20	1:10.46
12 Paton, Struan	13	Aberdeen Per	1:10.49	33.92	1:10.49
13 Malkin-Gill, Clark	13	Inverclyde	1:10.99	34.70	1:10.99
14 Khowboonchai, Sky	12	Aberdeen Per	1:11.32	34.67	1:11.32
15 Jolly, Cameron	12	Aberdeen Per	1:11.45	34.73	1:11.45
16 Farnan, Jamie	12	Southern lom	1:12.05	35.13	1:12.05
17 Pappelbaum, Jakub	12	Aberdeen Dol	1:12.13	34.43	1:12.13
18 Macpherson, Austin	12	Garioch	1:12.24	34.67	1:12.24
19 Buchan, Ruairi	13	Garioch	1:13.18	35.45	1:13.18
20 Cantley, Alex	12	Banchory	1:13.92	34.99	1:13.92
21 Guises, Anatole	13	Aberdeen Dol	1:14.20	34.57	1:14.20
22 Holmes, Alex I	12	Glenrothes	1:14.88	35.62	1:14.88
23 Burt, Lewis	13	Inverness	1:16.90	36.16	1:16.90
--- Preater, Theo	13	St Thomas	DQ	35.82	DQ
--- Piatek, Mateusz	13	Aberdeen Per	DQ	31.54	DQ

Event 407 Boys 14-15 100 Metre Freestyle

Name	Age	Club	Time	50	100
1 Fearn, Dean L	14	Aberdeen Dol	57.32	27.10	57.32
2 Gauld, Callum C	15	Aberdeen Dol	58.12	27.85	58.12
*3 Liversedge, Torin	15	Banchory	58.68	28.05	58.68
*3 Johnson, Lukas	15	Aberdeen Per	58.68	28.20	58.68
5 McCombie, Dylan	15	Banchory	58.93	28.35	58.93
6 Smith, Archie C	15	Aberdeen Dol	59.31	27.93	59.31
7 Hall, Greg	15	Aberdeen Per	59.56	28.83	59.56
8 Connolly, Kai	15	Co Glasgow	59.81	28.16	59.81
9 Brown, Rowan	15	Elgin	1:00.28	28.34	1:00.28
10 Christoforos, Connor M	14	Aberdeen Dol	1:00.57	28.95	1:00.57



11	Boddie, James	15	Garioch	1:00.59	29.06	1:00.59
12	Cowie, Fraser	14	N Ayrshire	1:01.24	29.67	1:01.24
13	Garrity, Luke	15	Inverclyde	1:01.30	29.73	1:01.30
14	Storer, Edward	15	Banchory	1:01.42	29.88	1:01.42
15	McLaren, Adam	15	Westhill	1:01.48	30.58	1:01.48
16	Chirnside, Oscar	14	Garioch	1:01.65	30.05	1:01.65
17	Hall, Dan	15	Aberdeen Per	1:02.01	29.69	1:02.01
18	Brown, Martyn	15	Aberdeen Per	1:02.07	30.01	1:02.07
19	Simpson, Greig J	15	Aberdeen Per	1:02.42	29.83	1:02.42
20	McLaughlin, Fraser	15	Elgin	1:02.47	30.19	1:02.47
21	Bullock, Toby	14	Midlothian	1:02.68	30.57	1:02.68
22	Winship, Michael	15	Co Glasgow	1:02.95	29.48	1:02.95
23	Geddie, Nathan	15	Garioch	1:03.01	30.41	1:03.01
24	Ibrahim, Yusuf	15	Co Glasgow	1:03.85	29.90	1:03.85
25	Crichton, Duncan J	15	Kinross	1:03.91	31.10	1:03.91
26	Scally, Logan	15	Aberdeen Per	1:04.56	31.33	1:04.56
27	McGregor, Alexander	14	Perth City	1:04.87	30.39	1:04.87
28	Cumming, Alex	15	Bellshill	1:04.90	30.45	1:04.90
29	MacIver, Ruaridh	15	Stonehaven	1:05.04	32.05	1:05.04
30	Bremner, Lachlan	14	Inverness	1:05.13	31.30	1:05.13
31	Macfarlane, Liam	15	Swim W Isles	1:05.16	31.48	1:05.16
32	Beetham, Samuel	15	F.I.R.S.T.	1:05.24	31.31	1:05.24
33	Wright, Alex	14	Westhill	1:05.71	30.75	1:05.71
34	Pritchard, Thomas Y	14	Kinross	1:06.50	31.06	1:06.50
35	Pritchard, Hayden	15	Garioch	1:06.53	31.28	1:06.53
36	Ferguson, Jake	14	F.I.R.S.T.	1:06.57	31.85	1:06.57
37	Kerridge, Ashton	14	Glenrothes	1:06.76	31.85	1:06.76
38	McCavish, Aidan	14	F.I.R.S.T.	1:06.79	31.91	1:06.79
39	Martin, Johnny F	14	Kinross	1:06.94	32.11	1:06.94
40	Calder, Ryan	14	Broch	1:07.71	32.13	1:07.71
41	Chapman, Kyran	15	Glenrothes	1:08.09	32.70	1:08.09
42	Aberdein, James	14	Banchory	1:09.13	33.37	1:09.13
43	Elrick, Arran	14	Westhill	1:09.17	32.28	1:09.17
---	Hutchinson, Ross	14	Monifieth	DQ	31.49	DQ

Event 407 Boys 16 & Over 100 Metre Freestyle

Name	Age	Club	Time	50	100	
1	Lloyd, Reg	25	UniOfStirl	53.24	25.96	53.24
2	Hammond, Lewis R	19	Sth Ayrshire	54.13	25.78	54.13
3	Froyland-Jensen, Amund	17	Karmoy	54.31	26.16	54.31
4	Ferguson, Ryan	21	Edinburgh Un	54.71	26.39	54.71
5	Shaw, Luke U	20	Edinburgh Un	54.79	26.93	54.79
6	Bangun, Albert	19	UniOfStirl	54.87	26.29	54.87
7	Birrell, Lewis	21	Aberdeen Per	54.88	26.53	54.88
8	Kringelis, Marijus	19	Edinburgh Un	54.98	26.74	54.98
9	Dwyer, Vincent J	20	Edinburgh Un	55.14	26.54	55.14
10	Travis, Cameron	18	Aberdeen Per	55.17	26.67	55.17
11	Trotman, Charlie M	20	Edinburgh Un	55.25	26.87	55.25
12	Gibson, Jake	16	Broch	56.30	27.10	56.30
13	Brown, Matthew	19	Aberdeen Per	56.62	27.63	56.62
14	Erentz, Ross	19	Sth Ayrshire	56.74	26.48	56.74
15	Leifsen, Gustav	20	Haugesund	56.92	27.95	56.92
16	McKean, Lewis	20	UniOfStirl	57.12	27.13	57.12
17	Carter, Ollie	22	UniOfStirl	57.13	27.78	57.13
18	Taylor, Jon	18	Aberdeen Per	57.33	28.00	57.33
19	Johnson, Brendan	24	Aberdeen Per	57.73	27.72	57.73
20	Macdonald, Kyle	17	Swim W Isles	58.19	28.10	58.19
21	Wilson, Fraser	20	Aberdeen Per	58.38	27.94	58.38

22	Moinichen Alsos, Elias	18	Karmoy	58.46	28.18	58.46
23	Slessor, Conrad	17	Aberdeen Per	59.12	28.21	59.12
24	Mitchell, Jack	16	Aberdeen Per	59.84	28.35	59.84
25	Heigre, Emil O	16	Bryne SK	59.92	28.78	59.92
26	Tetlow, Fraser	16	Garioch	1:00.04	28.93	1:00.04
27	Lorimer, Jack	16	Ythan	1:00.30	29.21	1:00.30
28	Mitchell, Kyle	16	Garioch	1:00.45	29.12	1:00.45
29	Junge, Sverre	17	Bryne SK	1:00.51	28.98	1:00.51
30	Phillips, Adam	18	Dun City Aqu	1:01.26	29.47	1:01.26
31	Gatton, Andrew	21	Inverness	1:02.46	29.95	1:02.46

Event 408 Girls 12-13 400 Metre Freestyle

Name	Age	Club	Time	50	100	150	200	250	300	350	400	
1	Stuart, Madisyn	13	Aberdeen Per	5:11.98	33.96	1:12.64	1:53.42	2:33.87	3:15.49	3:55.73	4:34.56	5:11.98
2	McNair, Lisa	13	F.I.R.S.T.	5:13.25	37.58	1:18.48	1:58.50	2:38.11	3:17.10	3:56.41	4:35.48	5:13.25
3	Mitchell, Lola	13	Broch	5:19.10	35.68	1:15.43	1:56.03	2:36.72	3:17.64	3:59.02	4:39.76	5:19.10
4	Burel, Amelia	12	Glenrothes	5:19.39	36.05	1:16.71	1:57.79	2:39.41	3:20.93	4:03.30	4:42.98	5:19.39
5	Petrie, Isla	13	Monifieth	5:24.21	36.07	1:16.38	1:58.65	2:40.16	3:21.15	4:00.18	4:43.67	5:24.21
6	Thomas, Abigail	13	Nairn	5:27.36	36.27	1:18.16	2:00.42	2:43.70	3:25.51	4:09.02	4:49.19	5:27.36
7	Kidd, Juliette	13	Dun City Aqu	5:29.01	35.22	1:16.31	1:58.74	2:41.52	3:24.14	4:07.33	4:49.14	5:29.01
8	Gildea, Daisy	12	Co Glasgow	5:31.70	35.35	1:15.32	1:57.57	2:40.13	3:23.85	4:07.23	4:49.84	5:31.70
9	Powell, Grace	13	Elgin	5:31.79	37.44	1:18.72	2:01.68	2:43.86	3:26.70	4:09.59	4:52.23	5:31.79
10	Falconer, Sadie	13	St Thomas	5:38.03	37.50	1:19.13	2:01.84	2:45.71	3:29.72	4:14.07	4:57.22	5:38.03
11	Mann, Ksenia	12	Dun City Aqu	5:42.03	37.85	1:21.05	2:04.95	2:49.68	3:33.60	4:18.46	5:01.50	5:42.03
12	Strachan, Erin	13	Aberdeen Per	5:47.83	37.94	1:20.51	2:04.51	2:49.84	3:34.83	4:20.03	5:05.11	5:47.83
13	Mitchell, Lucy	12	Garioch	5:48.05	38.00	1:21.13	2:04.90	2:49.86	3:35.25	4:20.49	5:05.85	5:48.05

Event 408 Girls 14-15 400 Metre Freestyle

Name	Age	Club	Time	50	100	150	200	250	300	350	400	
1	McNair, Suzie	15	F.I.R.S.T.	4:43.18	33.01	1:08.62	1:44.32	2:20.71	2:56.65	3:32.90	4:08.73	4:43.18
2	Renfrew, Katherine	15	Perth City	4:44.04	32.71	1:07.68	1:43.52	2:20.38	2:57.35	3:33.82	4:09.50	4:44.04
3	Croxford, Coco	14	Co Glasgow	4:44.14	32.06	1:07.03	1:43.42	2:19.69	2:56.28	3:32.67	4:09.16	4:44.14
4	Ren, Heidi	15	Co Glasgow	4:48.63	33.25	1:09.58	1:45.85	2:22.43	2:59.15	3:35.91	4:12.96	4:48.63
5	Beaton, Freya	14	Co Glasgow	4:52.68	32.46	1:09.12	1:46.41	2:24.60	3:00.59	3:37.91	4:15.51	4:52.68
6	Machin, Saphrina	15	Co Glasgow	4:53.75	32.64	1:08.76	1:45.41	2:22.33	2:59.92	3:37.90	4:16.40	4:53.75
7	Poolman, Ella	15	Glenrothes	4:57.31	33.20	1:11.25	1:49.31	2:28.32	3:06.87	3:45.34	4:23.26	4:57.31
8	Connell, Louise	15	Co Glasgow	4:57.74	32.83	1:09.83	1:47.43	2:25.56	3:03.51	3:42.11	4:20.95	4:57.74
9	Powell, Jessica	15	Elgin	4:59.15	33.13	1:09.62	1:46.90	2:24.68	3:03.42	3:42.56	4:21.49	4:59.15
10	Paterson, Madeleine	14	Co Glasgow	5:01.83	34.07	1:11.94	1:50.23	2:28.55	3:07.20	3:46.18	4:25.26	5:01.83
11	Fraser, Eden	15	Aberdeen Per	5:07.03	33.93	1:11.79	1:50.55	2:29.76	3:09.24	3:48.63	4:28.16	5:07.03
12	Nimmo, Lucy	15	Bellshill	5:10.24	33.92	1:12.36	1:51.82	2:32.09	3:11.59	3:52.51	4:31.52	5:10.24
13	Jupp, Emma	14	Aberdeen Per	5:11.07	34.80	1:13.44	1:52.52	2:32.35	3:12.04	3:52.62	4:32.77	5:11.07
14	Parnaby, Caitlin	14	Elgin	5:14.47	35.55	1:15.49	1:56.43	2:37.05	3:18.01	3:58.28	4:37.64	5:14.47
15	Smart, Katie	14	Perth City	5:15.97	35.47	1:15.66	1:56.06	2:37.41	3:18.03	3:58.42	4:38.17	5:15.97
16	Louw, Imogen	14	Westhill	5:16.96	34.42	1:14.05	1:55.03	2:35.91	3:16.88	3:58.34	4:38.63	5:16.96
17	Payton, Leah	15	Ythan	5:17.34	34.77	1:14.77	1:55.48	2:36.25	3:17.21	3:57.97	4:38.49	5:17.34
18	Chadwick, Charlotte L	15	Kinross	5:18.24	34.64	1:13.43	1:54.60	2:35.91	3:17.89	3:59.61	4:40.84	5:18.24
19	Reid, Isla	15	Garioch	5:18.71	35.65	1:16.40	1:56.83	2:38.04	3:18.33	3:59.75	4:40.32	5:18.71
20	Fallone, Sofia	14	Monifieth	5:18.89	35.81	1:16.41	1:58.31	2:39.53	3:21.62	4:02.69	4:42.79	5:18.89
21	Morgan, Lucy	14	Aberdeen Per	5:23.67	34.68	1:13.76	1:56.58	2:37.82	3:20.68	4:02.90	4:45.18	5:23.67
22	Brechin, Kirsty J	14	Aberdeen Dol	5:23.91	34.22	1:14.62	1:55.69	2:38.10	3:20.50	4:03.37	4:45.61	5:23.91
23	Prain, Grace	15	Dun City Aqu	5:24.11	35.46	1:15.86	1:57.81	2:39.55	3:21.28	4:03.43	4:45.45	5:24.11
24	Kay, Isla	14	Westhill	5:27.40	34.42	1:15.04	1:56.85	2:39.81	3:22.71	4:05.72	4:48.20	5:27.40
25	McLeod, Amelle	14	Perth City	5:27.87	36.96	1:17.95	2:00.96	2:43.68	3:25.65	4:08.66	4:48.61	5:27.87
26	King, Olivia J	15	Aberdeen Dol	5:28.30	36.50	1:17.42	2:00.43	2:43.53	3:27.05	4:09.88	4:52.40	5:28.30
27	Boyd, Tessa	15	Garioch	5:30.47	36.57	1:18.82	2:01.01	2:43.96	3:26.13	4:08.81	4:50.12	5:30.47
28	Tetlow, Ellie	14	Garioch	5:36.51	38.21	1:20.33	2:04.13	2:47.25	3:30.84	4:14.00	4:55.75	5:36.51
29	Kari, Lia	15	Westhill	5:43.21	37.30	1:19.75	2:04.28	2:47.81	3:32.25	4:17.55	5:01.22	5:43.21
30	Thomson, Abigail	14	Dun City Aqu	5:49.88	37.12	1:19.25	2:03.84	2:49.09	3:34.68	4:20.65	5:06.64	5:49.88


Event 408 Girls 16 & Over 400 Metre Freestyle

Name	Age	Club	Time	50	100	150	200	250	300	350	400
1 Brown, Yvonne	20	Aberdeen Per	4:31.58	30.76	1:04.64	1:39.23	2:14.20	2:49.29	3:24.51	3:58.89	4:31.58
2 Hall, Kailyn	18	Aberdeen Per	4:32.77	30.27	1:03.61	1:38.24	2:13.65	2:48.87	3:24.34	3:59.58	4:32.77
3 Nikelis, Haide	16	Karmoy	4:36.82	31.90	1:06.01	1:41.07	2:15.81	2:51.36	3:26.72	4:02.52	4:36.82
4 Paterson, Lauren E	19	Edinburgh Un	4:37.17	31.37	1:05.80	1:41.38	2:16.74	2:51.78	3:27.56	4:03.02	4:37.17
5 Murray, Jennifer	19	Edinburgh Un	4:38.19	31.17	1:05.98	1:40.96	2:16.57	2:51.77	3:28.19	4:04.36	4:38.19
6 Larsen, Sara	16	Karmoy	4:38.56	32.64	1:06.80	1:41.66	2:16.60	2:52.07	3:27.41	4:03.44	4:38.56
7 Boddie, Catherine	18	Garioch	4:48.13	31.27	1:05.59	1:42.04	2:18.74	2:55.75	3:33.25	4:10.93	4:48.13
8 Shaw, Toni	19	UniOfStirl	4:54.64	32.73	1:08.35	1:44.61	2:21.77	2:59.02	3:37.62	4:16.20	4:54.64
9 Doubleday, Libby	17	Co Glasgow	4:55.66	35.39	1:12.34	1:50.17	2:27.64	3:05.48	3:43.18	4:20.37	4:55.66
10 Liland, Ida	16	Bryne SK	4:57.72	33.03	1:09.80	1:47.28	2:25.62	3:03.70	3:42.49	4:20.89	4:57.72
11 McCappin, Lexine	16	F.I.R.S.T.	5:00.44	33.25	1:09.98	1:47.67	2:26.14	3:04.62	3:43.72	4:22.35	5:00.44
12 Currie, Erin	16	Ythan	5:00.81	33.99	1:12.02	1:50.75	2:28.94	3:07.15	3:45.88	4:24.20	5:00.81
13 Riach, Emily	20	Aberdeen Per	5:03.12	34.63	1:12.50	1:50.88	2:29.08	3:08.02	3:46.52	4:25.91	5:03.12
14 Yuda, Faith D	18	Aberdeen Dol	5:03.16	33.24	1:10.55	1:49.09	2:28.36	3:07.88	3:47.18	4:25.88	5:03.16

Event 501 Boys 12-13 200 Metre Backstroke

Name	Age	Club	Time	50	100	150	200
1 Collins, Ethan	13	Bellshill	2:40.84	36.09	1:17.51	1:59.20	2:40.84
2 Connolly, Kyle	13	Co Glasgow	2:42.78	38.33	1:20.06	2:02.72	2:42.78
3 Reid, Fergus	13	Garioch	2:44.62	39.08	1:20.17	2:03.02	2:44.62
4 Farnan, Jamie	12	Southern Iom	2:46.67	38.36	1:22.27	2:05.48	2:46.67
5 Mossman, Kyle	13	Co Glasgow	2:48.82	39.21	1:22.77	2:06.90	2:48.82
6 Paton, Struan	13	Aberdeen Per	2:50.70	40.97	1:25.64	2:08.17	2:50.70
7 Buchan, Ruairi	13	Garioch	2:54.65	38.65		2:10.02	2:54.65
8 Calder, Adam	12	Broch	2:56.71	42.03	1:27.43	2:15.04	2:56.71
9 Khowboonchai, Sky	12	Aberdeen Per	2:59.22	41.64	1:28.47	2:14.72	2:59.22
10 Macpherson, Austin	12	Garioch	2:59.85	40.17	1:27.61	2:14.44	2:59.85
11 Kelly, Max	12	Garioch	3:01.97	41.63	1:29.31	2:15.53	3:01.97
12 Ridler, Harry	12	Perth City	3:04.08	44.41	1:32.02	2:18.61	3:04.08
13 Cantley, Alex	12	Banchory	3:05.89	43.68	1:32.04	2:19.63	3:05.89

Event 501 Boys 14-15 200 Metre Backstroke

Name	Age	Club	Time	50	100	150	200
1 Philip, Corey	14	Dun City Aqu	2:22.80	33.26	1:11.08	1:47.64	2:22.80
2 Stewart, Fraser	15	Step Rock	2:25.36	32.61	1:09.59	1:47.12	2:25.36
3 Jackson, Logan	15	Aberdeen Per	2:25.57	33.43	1:11.05	1:48.45	2:25.57
4 Hall, Greg	15	Aberdeen Per	2:26.16	34.36	1:11.23	1:49.23	2:26.16
5 Connolly, Kai	15	Co Glasgow	2:26.63	34.58	1:11.97	1:50.25	2:26.63
6 Johnson, Lukas	15	Aberdeen Per	2:27.92	33.91	1:12.33	1:51.18	2:27.92
7 Smith, Archie C	15	Aberdeen Dol	2:31.24	36.58	1:16.91	1:57.30	2:31.24
8 Cowie, Fraser	14	N Ayrshire	2:32.50	35.00	1:14.62	1:54.01	2:32.50
9 Brown, Rowan	15	Elgin	2:33.54	34.99	1:14.84	1:55.21	2:33.54
10 Boddie, James	15	Garioch	2:34.98	35.18	1:15.05	1:55.67	2:34.98
11 MacIver, Ruaridh	15	Stonehaven	2:36.43	36.18	1:17.88	1:58.95	2:36.43
12 Ferguson, Jake	14	F.I.R.S.T.	2:36.75	36.50	1:16.41	1:56.77	2:36.75
13 Ibrahim, Yusuf	15	Co Glasgow	2:40.23	37.87	1:18.33	2:00.83	2:40.23
14 McCombie, Dylan	15	Banchory	2:41.43	36.44	1:17.42	2:00.00	2:41.43
15 Geddie, Nathan	15	Garioch	2:42.33	39.07	1:20.47	2:03.05	2:42.33
16 Geddes, Caleb	14	Bellshill	2:43.17	37.64	1:20.05	2:01.82	2:43.17
17 Calder, Ryan	14	Broch	2:46.58	39.36	1:21.77	2:05.34	2:46.58
18 Pritchard, Thomas Y	14	Kinross	2:46.88	37.92		2:04.58	2:46.88
19 Hay, Jamie	14	Garioch	2:47.19	39.89	1:21.64	2:06.06	2:47.19
20 Wright, Alex	14	Westhill	2:50.61	39.25	1:24.68	2:08.33	2:50.61
21 Hughes, Freddie	15	Bellshill	2:51.39	40.04	1:24.19	2:08.69	2:51.39
22 McLaren, Adam	15	Westhill	2:53.74	41.21	1:26.95	2:11.67	2:53.74
23 Murphy, Euan	14	Ythan	2:54.72	40.77	1:24.93	2:11.44	2:54.72
--- Chirnside, Oscar	14	Garioch	DQ				

Event 501 Boys 16 & Over 200 Metre Backstroke

Name	Age	Club	Time	50	100	150	200
1 Instebo, Johan	18	Karmoy	2:04.70	29.76	1:00.60	1:33.04	2:04.70
2 Macdonald, Calvin	16	Aberdeen Per	2:17.60	31.74	1:06.87	1:42.73	2:17.60
3 Brechenser, Kieran M	18	Aberdeen Dol	2:20.56	32.06	1:07.57	1:44.46	2:20.56
4 Mitchell, Kyle	16	Garioch	2:20.80	32.07	1:08.63	1:45.54	2:20.80
5 Taylor, Jon	18	Aberdeen Per	2:22.19	33.45	1:09.27	1:45.60	2:22.19
6 Broadley, Ryan	17	Broch	2:26.90	32.77	1:10.44	1:49.24	2:26.90
7 Tykesson, Oliver	22	UniOfStirl	2:28.83	33.83	1:12.05	1:50.65	2:28.83
8 Smitton, Andrew	16	Banchory	2:29.31	34.88	1:12.37	1:51.69	2:29.31
9 Pritchard, Stuart L	16	Kinross	2:31.90	35.56	1:14.94	1:55.76	2:31.90
10 Phillips, Adam	18	Dun City Aqu	2:33.23	36.19	1:14.83	1:54.96	2:33.23
11 MacKenzie, Jake	17	Aberdeen Per	2:33.46	35.26	1:14.99	1:56.14	2:33.46
12 Ward, Logan	16	Glenrothes	2:37.55	36.44	1:16.88	1:58.46	2:37.55

Event 502 Girls 12-13 200 Metre Freestyle

Name	Age	Club	Time	50	100	150	200
1 Kirkwood, Jessica	13	Aberdeen Per	2:29.19	33.42	1:11.81	1:50.55	2:29.19
2 Mitchell, Lola	13	Broch	2:29.71	34.27	1:12.55	1:51.83	2:29.71
3 Campbell, Anna E	13	Co Glasgow	2:31.59	34.53	1:14.14	1:55.35	2:31.59
4 Burel, Amelia	12	Glenrothes	2:31.71	34.15	1:13.92	1:53.61	2:31.71
5 McNair, Lisa	13	F.I.R.S.T.	2:33.22	36.09	1:15.67	1:54.91	2:33.22
6 Crawford, Abigail	13	Co Glasgow	2:33.81	35.82	1:14.92	1:55.70	2:33.81
7 Lamont, Eevie	13	Glenrothes	2:35.39	36.03	1:16.64	1:57.49	2:35.39
8 Sanderson, Elena	13	Perth City	2:35.70	35.88	1:16.31	1:57.27	2:35.70
9 McLean, Amelie	13	Huntly	2:36.39	35.24	1:14.14	1:56.31	2:36.39
10 Gildea, Daisy	12	Co Glasgow	2:36.87	33.78	1:12.71	1:54.60	2:36.87
11 Watson, Tyla Paige	12	Inverness	2:37.27	35.03	1:15.24	1:56.31	2:37.27
12 Kidd, Juliette	13	Dun City Aqu	2:38.28	35.23	1:15.91	1:58.04	2:38.28
13 Falconer, Sadie	13	St Thomas	2:39.55	36.85	1:17.80	1:59.44	2:39.55
14 McLaughlin, Erin	13	Garioch	2:39.58	37.71	1:18.94	1:59.77	2:39.58
15 Powell, Grace	13	Elgin	2:40.45	37.10	1:18.70	2:01.05	2:40.45
16 Mann, Ksenia	12	Dun City Aqu	2:41.09	37.65	1:19.08	2:03.06	2:41.09
17 Scatterty, Annabella B	13	Aberdeen Dol	2:41.19	33.58	1:14.69	1:58.08	2:41.19
18 Macsween, Eva	13	Swim W Isles	2:42.40	35.34	1:16.02	1:59.99	2:42.40
19 Sloan, Jessica M	13	Kinross	2:42.67	37.50	1:20.55	2:03.98	2:42.67
20 Strachan, Erin	13	Aberdeen Per	2:44.94	37.09	1:20.32	2:03.46	2:44.94
21 Mitchell, Lucy	12	Garioch	2:45.68	37.92	1:20.45	2:04.59	2:45.68
22 Walters, Charlotte	12	Aberdeen Per	2:46.45	37.27	1:20.03	2:04.32	2:46.45
23 Tweedie, Katy	12	Garioch	2:46.83	37.36	1:19.61	2:03.43	2:46.83
24 Reid, Amy Bell	13	Aberdeen Per	2:48.04	37.76	1:21.12	2:05.11	2:48.04
25 Flockhart, Elissa	12	Aberdeen Per	2:53.76	37.09	1:22.50	2:08.77	2:53.76
26 Ellis, Paige	12	Aberdeen Per	2:54.23	38.37	1:23.18	2:10.42	2:54.23
27 McMahon, Cara	13	Dun City Aqu	2:56.25	38.73	1:25.22		2:56.25
28 Proctor, Sam	13	Huntly	2:58.47	40.31	1:26.77	2:14.78	2:58.47
29 Gadsden, Sarah	13	Perth City	3:00.45	39.06	1:25.27	2:14.65	3:00.45
30 Rankin, Eve I	12	Kinross	3:00.65	38.86	1:25.51	2:13.49	3:00.65
31 Higgins, Charlotte	12	Aberdeen Per	3:00.86	41.53	1:29.54	2:16.39	3:00.86
32 Enoch, Theresa	12	Aberdeen Per	3:03.95	40.16	1:27.45	2:15.95	3:03.95
33 Falconer, Abigail	13	Bellshill	3:09.92	42.94	1:32.41	2:21.63	3:09.92

Event 502 Girls 14-15 200 Metre Freestyle

Name	Age	Club	Time	50	100	150	200
1 Renfrew, Katherine	15	Perth City	2:14.01	30.84	1:05.12	1:40.03	2:14.01
2 McNair, Suzie	15	F.I.R.S.T.	2:16.78	31.16	1:06.00	1:41.85	2:16.78
3 Croxford, Coco	14	Co Glasgow	2:17.02	31.79	1:06.80	1:41.80	2:17.02
4 Thomson, Charlotte	15	Midlothian	2:17.09	31.33	1:06.07	1:41.93	2:17.09
5 Beaton, Freya	14	Co Glasgow	2:18.23	32.53	1:07.82	1:42.83	2:18.23
6 Machin, Saphrina	15	Co Glasgow	2:19.72	32.40	1:08.29	1:44.66	2:19.72
7 Connell, Louise	15	Co Glasgow	2:20.06	31.68	1:06.64	1:43.55	2:20.06
8 Crawford, Zoe	15	F.I.R.S.T.	2:20.58	31.50	1:07.34	1:43.83	2:20.58
9 Poolman, Ella	15	Glenrothes	2:20.90	31.94	1:08.03	1:46.03	2:20.90
10 Powell, Jessica	15	Elgin	2:23.03	32.89	1:09.45	1:46.27	2:23.03
11 Low, Katie	15	Glenrothes	2:23.80	32.14	1:07.91	1:46.80	2:23.80
12 Cumming, Alice	14	Co Glasgow	2:24.69	33.16	1:10.26	1:47.57	2:24.69
13 Mennie, Melissa	14	Co Glasgow	2:24.88	33.06	1:10.07	1:48.34	2:24.88
14 Fraser, Eden	15	Aberdeen Per	2:25.37	33.34	1:10.16	1:48.39	2:25.37
15 Smith, Taylor	15	St Thomas	2:28.19	33.24	1:11.58	1:50.99	2:28.19
16 King, Olivia J	15	Aberdeen Dol	2:28.90	33.91	1:11.70	1:51.65	2:28.90
17 Finlayson, Simone	15	Dun City Aqu	2:29.12	33.62	1:11.73	1:52.25	2:29.12
18 Clubb, Ailsa M	14	Aberdeen Dol	2:29.18	33.38	1:12.34	1:53.85	2:29.18
19 Wheeler, Harriet	15	Perth City	2:29.35	34.02	1:12.36	1:52.31	2:29.35

20	Jupp, Emma	14	Aberdeen Per	2:29.83	34.68	1:13.63	1:52.16	2:29.83
21	Chadwick, Charlotte L	15	Kinross	2:30.55	34.41	1:13.55	1:53.97	2:30.55
22	Coull, Libby	15	St Thomas	2:31.27	34.06	1:13.51	1:53.66	2:31.27
23	Fallone, Sofia	14	Monifieth	2:32.10	34.54	1:14.48	1:54.70	2:32.10
24	Reid, Isla	15	Garioch	2:32.28	35.23	1:15.47	1:54.56	2:32.28
25	Macdonald, Keira	15	Swim W Isles	2:32.40	35.30	1:14.71	1:53.76	2:32.40
26	Walber, Katie	14	Aberdeen Per	2:32.42	34.76	1:13.81	1:53.78	2:32.42
27	McLeod, Amelle	14	Perth City	2:33.02	35.69	1:14.35	1:55.46	2:33.02
28	Williamson, Talia	15	Banchory	2:35.02	34.73	1:15.20	1:55.36	2:35.02
29	Boyd, Tessa	15	Garioch	2:35.04	35.39	1:15.65	1:56.27	2:35.04
30	Smart, Katie	14	Perth City	2:35.72	35.73	1:15.59	1:55.79	2:35.72
31	Carruthers, Sophie	14	Glenrothes	2:35.76	34.90	1:15.40	1:56.75	2:35.76
32	Prain, Grace	15	Dun City Aqu	2:36.47	35.82	1:16.10	1:57.56	2:36.47
33	Kay, Isla	14	Westhill	2:37.24	34.72	1:15.75	1:57.26	2:37.24
34	Tetlow, Ellie	14	Garioch	2:37.26	35.58	1:16.29	1:57.02	2:37.26
35	MacKenzie, Taylor	15	Monifieth	2:37.46	34.35	1:14.86	1:57.76	2:37.46
36	Coutts, Gemma	14	Westhill	2:37.61	36.21	1:17.17	1:58.80	2:37.61
37	Breingan, Hannah M	15	Kinross	2:37.89	35.49	1:16.25	1:58.23	2:37.89
38	Kari, Lia	15	Westhill	2:37.93	35.26	1:15.67	1:57.57	2:37.93
39	Mo, Summer	14	Westhill	2:39.50	35.51	1:16.66	1:59.06	2:39.50
40	Louw, Imogen	14	Westhill	2:39.61	35.38	1:16.50	1:58.92	2:39.61
41	Weir, Jenna	15	Bellshill	2:40.30	34.83	1:14.84	1:57.70	2:40.30
42	Taylor, Morgan	14	Shetland	2:40.33	35.26	1:15.93	1:58.73	2:40.33
43	Reid, Nicole	15	Broch	2:42.12	38.00	1:20.28	2:02.20	2:42.12
44	Walker, Julia	14	Dun City Aqu	2:42.22	36.82	1:18.74	2:01.85	2:42.22
45	Glover, Charlotte	15	Bellshill	2:43.01	35.65	1:17.11	1:59.73	2:43.01
46	Zarouali, Yasmeen	15	Garioch	2:43.51	36.43	1:17.39	2:00.89	2:43.51
47	Cruickshank, Fay	15	Aberdeen Per	2:43.54	37.09	1:18.62	2:02.59	2:43.54
48	Kemp, Mhairi	14	Perth City	2:43.73	38.99	1:21.35	2:02.33	2:43.73
49	Thomson, Abigail	14	Dun City Aqu	2:44.44	36.66	1:19.14	2:02.63	2:44.44
50	McManus, Olivia	14	Inverness	2:45.07	36.66	1:17.85	2:01.83	2:45.07
51	Donachie, Amber	14	Dun City Aqu	2:46.55	37.56	1:19.96	2:04.97	2:46.55
52	Stewart, Amy	15	Aberdeen Per	2:46.98	37.54	1:21.24	2:05.29	2:46.98
53	Livie, Erin	14	Dun City Aqu	2:50.11	37.57	1:20.47	2:06.48	2:50.11
54	Yong, Isabelle	14	Garioch	2:51.03	38.40	1:21.93	2:07.60	2:51.03
55	Mackay, Jessica	15	Aberdeen Per	2:55.03	38.81	1:22.83	2:09.78	2:55.03
---	Tomasek, Dobrawa	15	St Thomas	DQ				
---	Gumbrell, Cara	15	Ren 96	DQ				

Event 502 Girls 16 & Over 200 Metre Freestyle

Name	Age	Club	Time	50	100	150	200	
1	Alcaras, Gaia	20	Aberdeen Per	2:08.22	29.53	1:01.53	1:34.88	2:08.22
2	Murray, Jennifer	19	Edinburgh Un	2:10.21	29.56	1:02.71	1:36.35	2:10.21
3	Hall, Kailyn	18	Aberdeen Per	2:11.38	30.30	1:03.36	1:37.51	2:11.38
4	Nikelis, Haide	16	Karmoy	2:11.49	30.77	1:03.95	1:38.22	2:11.49
5	Stemp, Abigail G	19	Edinburgh Un	2:13.75	30.61	1:04.36	1:39.76	2:13.75
6	Larsen, Sara	16	Karmoy	2:15.40	32.11	1:06.40	1:41.15	2:15.40
7	Carlsen, Amilie	18	Bryne SK	2:16.88	31.56	1:05.43	1:41.18	2:16.88
8	Gillespie, Ceri	17	Aberdeen Per	2:18.73	32.15	1:07.23	1:43.08	2:18.73
9	McCappin, Lexine	16	F.I.R.S.T.	2:20.34	32.56	1:08.44	1:44.38	2:20.34
10	Currie, Erin	16	Ythan	2:20.63	32.58	1:08.35	1:45.03	2:20.63
11	Medhaug Rossebo, Mina	16	Karmoy	2:21.45	33.67	1:09.73	1:46.56	2:21.45
12	Rogers, Faye	20	Aberdeen Per	2:22.07	33.10	1:08.92	1:45.50	2:22.07
13	Chalmers, Ella	16	Ythan	2:22.20	32.18	1:09.38	1:46.96	2:22.20
14	Liland, Ida	16	Bryne SK	2:23.03	33.16	1:09.83	1:47.22	2:23.03
15	Hall, Alice	16	Banchory	2:23.32	33.73	1:10.23	1:47.29	2:23.32
16	Beaton, Jessica K	16	Aberdeen Dol	2:26.51	32.33	1:09.55	1:48.00	2:26.51
17	Sletteboe, Sara	17	Bryne SK	2:26.87	32.76	1:09.64	1:48.38	2:26.87
18	Reynard, Maya L	18	Aberdeen Dol	2:30.74	34.23	1:13.13	1:52.28	2:30.74
19	Calder, Lisa-Marie	17	Broch	2:36.98	33.63	1:11.82	1:54.00	2:36.98

Event 503 Boys 12-13 50 Metre Breaststroke

Name	Age	Club	Time	Name	Age	Club	Time
1 Connolly, Kyle	13	Co Glasgow	36.31	12 McDonald, Finnley	13	Glenrothes	43.16
2 Dow, Frazer	13	Perth City	36.64	13 Burt, Lewis	13	Inverness	43.24
3 Machin, Aran	12	Co Glasgow	36.90	14 Adam, Tearlach H	12	Perth City	43.38
4 Coutts, Tyler	13	Shetland	38.93	15 Storer, Alfred	12	Banchory	44.35
5 Jolly, Cameron	12	Aberdeen Per	39.09	16 Buchan, Ruairi	13	Garioch	45.80
6 Reid, Fergus	13	Garioch	40.52	17 Paton, Struan	13	Aberdeen Per	45.97
7 Bichan, Owen	13	Banchory	41.03	18 Weatherhead, Zachary	12	Banchory	47.30
8 Fearn, Kai L	13	Aberdeen Dol	41.24	19 Adam, Coinneach	13	Perth City	47.33
9 Cantley, Alex	12	Banchory	41.71	20 Smith, Alexander	13	Carnoustie	47.49
10 Farnan, Jamie	12	Southern lom	41.97	21 Martin, Harry	12	Perth City	47.76
11 Macpherson, Austin	12	Garioch	42.93	--- Kelly, Max	12	Garioch	DQ

Event 503 Boys 14-15 50 Metre Breaststroke

Name	Age	Club	Time	Name	Age	Club	Time
1 Kringelis, Rojus	15	Bellshill	32.66	24 Bullock, Toby	14	Midlothian	37.04
2 Philip, Corey	14	Dun City Aqu	33.77	25 Salamibakhsh, Daniel	15	Aberdeen Per	37.13
3 McCombie, Dylan	15	Banchory	34.04	26 Brown, Rowan	15	Elgin	37.24
4 Martin, Johnny F	14	Kinross	34.05	27 Chirnside, Oscar	14	Garioch	37.63
5 Coull, Sam	14	Step Rock	34.32	28 Geddie, Nathan	15	Garioch	37.97
6 Garrity, Luke	15	Inverclyde	34.42	29 Ratkos, Vilmos	15	Banchory	38.30
7 Connolly, Kai	15	Co Glasgow	34.72	30 McLaren, Adam	15	Westhill	38.38
8 Smith, Archie C	15	Aberdeen Dol	34.81	31 Storer, Edward	15	Banchory	38.41
9 Liversedge, Torin	15	Banchory	34.88	32 Johnson, Lukas	15	Aberdeen Per	38.47
10 McGregor, Alexander	14	Perth City	35.47	33 McLaughlin, Fraser	15	Elgin	38.92
11 Christoforos, Connor M	14	Aberdeen Dol	35.78	34 Winship, Michael	15	Co Glasgow	39.09
12 Cumming, Alex	15	Bellshill	35.80	35 MacIver, Ruaridh	15	Stonehaven	39.19
13 Ibrahim, Yusuf	15	Co Glasgow	35.88	36 Scally, Logan	15	Aberdeen Per	39.34
14 McCavish, Aidan	14	F.I.R.S.T.	36.20	37 Elrick, Arran	14	Westhill	39.68
15 Gauld, Callum C	15	Aberdeen Dol	36.21	38 Pritchard, Thomas Y	14	Kinross	39.69
16 Paton, Ben	15	Aberdeen Per	36.32	39 Brown, Martyn	15	Aberdeen Per	40.58
17 Chapman, Kyran	15	Glenrothes	36.35	40 Gow, Innes	14	Garioch	41.06
18 Macfarlane, Liam	15	Swim W Isles	36.43	41 Aberdeen, James	14	Banchory	41.49
19 Nixon, Aidan	15	Bellshill	36.48	42 Kumar, Vaibhav	14	Aberdeen Per	41.86
20 Hall, Dan	15	Aberdeen Per	36.62	43 Smith, Findlay	14	Garioch	44.51
21 Beetham, Samuel	15	F.I.R.S.T.	36.63				
22 Boddie, James	15	Garioch	36.82				
23 Pritchard, Hayden	15	Garioch	36.85				

Event 503 Boys 16 & Over 50 Metre Breaststroke

Name	Age	Club	Time	Name	Age	Club	Time
1 Trotman, Charlie M	20	Edinburgh Un	29.54	17 Lorimer, Jack	16	Ythan	33.00
2 Kringelis, Marijus	19	Edinburgh Un	29.70	18 Brechenser, Kieran M	18	Aberdeen Dol	33.16
3 Pease, Sam	23	UniOfStirl	29.86	19 McLaughlin, Ben	16	Garioch	33.30
4 Arthur, Andrew	20	UniOfStirl	30.49	20 Austin, Lewis	16	Tain	33.31
5 Garrity, Matthew	18	Inverclyde	30.80	21 Gibson, Jake	16	Broch	33.65
6 Bangun, Albert	19	UniOfStirl	31.11	22 MacKenzie, Jake	17	Aberdeen Per	33.93
7 Blair, David	19	Co Glasgow	31.50	23 Shaw, Cameron	17	F.I.R.S.T.	34.57
8 Mitchell, Cameron	16	St Thomas	31.67	24 Tetlow, Fraser	16	Garioch	34.58
9 Solberg Holm, Eskil	18	Karmoy	31.85	25 Gatton, Andrew	21	Inverness	34.67
10 Morrison, Conner	25	Aberdeen Per	32.04	26 Ward, Logan	16	Glenrothes	34.69
11 Smyth, David	16	Glenrothes	32.19	27 Broadley, Ryan	17	Broch	34.87
12 Junge, Sverre	17	Bryne SK	32.45	28 Low, Finlay	16	Ythan	34.94
13 Roberts, Gavin	23	Co Glasgow	32.75	29 Mitchell, Kyle	16	Garioch	37.67
14 Erentz, Ross	19	Sth Ayrshire	32.83	30 Cairney, Calum	17	Ythan	37.82
15 Mitchell, Jack	16	Aberdeen Per	32.84	31 Herron, Roddy	16	Banchory	38.88
16 Froyland-Jensen, Amund	17	Karmoy	32.96				

Event 504 Girls 12-13 50 Metre Butterfly

Name	Age	Club	Time	Name	Age	Club	Time
1 Stuart, Madisyn	13	Aberdeen Per	32.80	21 Watson, Tyla Paige	12	Inverness	37.81
2 Ren, Gina	13	Co Glasgow	32.81	22 Sloan, Jessica M	13	Kinross	37.88
3 Smith, Kalila A	12	Aberdeen Dol	32.91	23 Mitchell, Lucy	12	Garioch	38.77
4 Smith, Eva	13	Aberdeen Per	32.92	24 Walters, Charlotte	12	Aberdeen Per	38.82
5 Christoforos, Madison T	12	Aberdeen Dol	33.01	25 Gildea, Daisy	12	Co Glasgow	38.97
6 Thomas, Abigail	13	Nairn	33.18	26 Laidlaw, Ava	13	Broch	39.22
7 Petrie, Isla	13	Monifieth	33.89	27 McLaughlin, Erin	13	Garioch	39.27
8 Kirkwood, Jessica	13	Aberdeen Per	34.00	28 Strachan, Erin	13	Aberdeen Per	39.59
9 Mann, Ksenia	12	Dun City Aqu	34.43	29 Ellis, Paige	12	Aberdeen Per	39.69
10 Mitchell, Lola	13	Broch	34.92	30 Macsween, Eva	13	Swim W Isles	39.84
11 McLean, Amelie	13	Huntly	34.97	31 Flockhart, Elissa	12	Aberdeen Per	40.52
12 Campbell, Anna E	13	Co Glasgow	35.07	32 Sanderson, Elena	13	Perth City	40.58
13 Beetham, Anna	13	F.I.R.S.T.	35.70	33 Kidd, Juliette	13	Dun City Aqu	40.81
14 Thomson, Isla	13	Glenrothes	36.11	34 Robertson, Katie	13	Perth City	41.47
15 McNair, Lisa	13	F.I.R.S.T.	36.52	35 Tweedie, Katy	12	Garioch	43.42
16 Burel, Amelia	12	Glenrothes	36.62	36 McMahon, Cara	13	Dun City Aqu	45.24
17 Anderson, Jessica	13	Stonehaven	36.89	37 Scott, Katie	12	Perth City	45.49
18 Forbes, Payton	13	Buckie	36.96	38 Rankin, Eve I	12	Kinross	45.67
19 Morgan, Libby	13	Banchory	37.04	39 Moore, Abigail	12	Garioch	47.88
20 Leune, Mya	12	Ythan	37.53	40 Falconer, Abigail	13	Bellshill	48.19

Event 504 Girls 14-15 50 Metre Butterfly

Name	Age	Club	Time	Name	Age	Club	Time
1 Ren, Heidi	15	Co Glasgow	29.91	36 Wigham, Caitlin	15	Dun City Aqu	34.63
2 Coull, Madison B	14	Buckie	30.34	37 Finlayson, Simone	15	Dun City Aqu	34.78
3 Brechin, Kirsty J	14	Aberdeen Dol	30.36	38 Wilson, Allanah	14	Bellshill	35.00
4 Thomson, Charlotte	15	Midlothian	30.52	39 Jones, Sarah	15	Stonehaven	35.71
5 McNair, Suzie	15	F.I.R.S.T.	30.62	40 Kemp, Mhairi	14	Perth City	35.72
6 Mclean, Chloe	15	Dun City Aqu	31.00	41 Louw, Imogen	14	Westhill	35.91
7 Croxford, Coco	14	Co Glasgow	31.25	42 Coull, Libby	15	St Thomas	35.95
8 Crawford, Zoe	15	F.I.R.S.T.	31.61	43 Enoch, Anastasia	14	Aberdeen Per	35.96
9 Beaton, Freya	14	Co Glasgow	31.70	*44 Boyd, Tessa	15	Garioch	36.01
10 Urquhart, Caitlin	15	Inverness	31.85	*44 Reid, Isla	15	Garioch	36.01
11 Gallacher, Madison	15	F.I.R.S.T.	31.96	46 Stewart, Amy	15	Aberdeen Per	36.34
12 Clubb, Ailsa M	14	Aberdeen Dol	32.01	47 Flett, Eve	14	Aberdeen Per	36.43
13 Smith, Jessica S	15	Aberdeen Dol	32.13	48 Coutts, Gemma	14	Westhill	36.46
14 Gumbrell, Cara	15	Ren 96	32.33	49 Harcus, Abby	14	Shetland	36.60
15 Cumming, Alice	14	Co Glasgow	32.35	50 Weir, Jenna	15	Bellshill	36.83
16 Fallone, Sofia	14	Monifieth	32.38	51 Weir, Amy	15	Bellshill	37.14
17 Mennie, Melissa	14	Co Glasgow	32.50	52 Beattie, Keira	15	St Thomas	37.20
18 Connell, Louise	15	Co Glasgow	32.58	53 Zarouali, Yasmeen	15	Garioch	37.51
19 Shand, Rebecca	15	Aberdeen Dol	32.67	54 Walker, Julia	14	Dun City Aqu	37.58
20 Anderson, Rhona	15	Shetland	33.06	55 Cruickshank, Fay	15	Aberdeen Per	37.67
21 Frame, Caitlin	15	F.I.R.S.T.	33.41	56 Tetlow, Ellie	14	Garioch	37.70
22 Glen, Thea	15	Co Glasgow	33.49	57 Henderson, Orla	14	Shetland	38.12
23 Kay, Isla	14	Westhill	33.54	58 Fraser, Keira	14	Ythan	38.45
24 Barton, Millie	14	Bellshill	33.60	59 Cowling, Eva	14	Perth City	38.49
25 Parnaby, Caitlin	14	Elgin	33.63	60 Amadi, Janekristos U	15	Aberdeen Dol	38.55
26 McCappin, Keziah	14	F.I.R.S.T.	33.77	61 Smart, Katie	14	Perth City	39.00
27 Morgan, Lucy	14	Aberdeen Per	33.86	62 Milne, Grace	14	Aberdeen Per	39.21
28 Tomasek, Dobrawa	15	St Thomas	33.88	63 Breingan, Hannah M	15	Kinross	39.46
29 Higgins, Morgan	14	Aberdeen Per	33.90	64 Prygiel, Amelia	14	Bellshill	39.91
30 Manson, Beth	15	Elgin	33.96	65 Reid, Nicole	15	Broch	40.26
31 King, Olivia J	15	Aberdeen Dol	34.03	66 Taylor, Morgan	14	Shetland	41.27
32 Macdonald, Keira	15	Swim W Isles	34.13	67 Donachie, Amber	14	Dun City Aqu	42.01
33 Lyon, Aleisha E	14	Aberdeen Dol	34.14	68 Johnston, Cerys	14	Shetland	42.33
34 Powell, Jessica	15	Elgin	34.33	--- Nimmo, Lucy	15	Bellshill	DQ
35 Murphy, Jenna	15	Bellshill	34.45	--- Kari, Lia	15	Westhill	DQ



Event 504 Girls 16 & Over 50 Metre Butterfly

Name	Age	Club	Time	Name	Age	Club	Time
1 Carlsen, Amanda	16	Bryne SK	28.58	13 Rogers, Faye	20	Aberdeen Per	31.69
2 Russell, Vicky	22	UniOfStirl	28.94	14 Macdonald, Isla	16	Inverness	31.78
3 Stemp, Abigail G	19	Edinburgh Un	29.13	15 Gault, Eilidh	16	Ythan	31.79
4 Yuda, Faith D	18	Aberdeen Dol	29.60	16 McGhee, Emily	19	Carnoustie	31.97
5 Swanson, Mhairi	23	Aberdeen Per	29.65	17 Baxter, Emily	19	Dun City Aqu	32.04
6 Nilsen, Mari	19	Haugesund	30.05	18 Shaw, Toni	19	UniOfStirl	32.77
7 Wood, Maree E	19	Aberdeen Per	30.59	19 Currie, Erin	16	Ythan	32.79
8 Reynard, Maya L	18	Aberdeen Dol	30.96	20 Sletteboe, Sara	17	Bryne SK	32.86
9 Riach, Emily	20	Aberdeen Per	31.05	21 Bruce, Natalie	17	Broch	33.23
10 Chalmers, Ella	16	Ythan	31.12	22 Doubleday, Libby	17	Co Glasgow	33.24
11 Hall, Alice	16	Banchory	31.27	23 Simpson, Emma	18	Broch	33.29
12 Goodbrand, Alyssa	16	Ythan	31.38	--- Vestre, Helene O	19	Haugesund	DQ

Event 505 Boys 12-13 100 Metre Butterfly

Name	Age	Club	Time	50	100
1 Piatek, Mateusz	13	Aberdeen Per	1:12.94	34.10	1:12.94
2 Collins, Ethan	13	Bellshill	1:14.47	33.90	1:14.47
3 Guises, Anatole	13	Aberdeen Dol	1:20.84	37.55	1:20.84
4 Malkin-Gill, Clark	13	Inverclyde	1:20.92	37.66	1:20.92
5 Storer, Alfred	12	Banchory	1:21.71	37.45	1:21.71
6 Mossman, Kyle	13	Co Glasgow	1:22.87	35.79	1:22.87
7 Fearn, Kai L	13	Aberdeen Dol	1:23.87	38.05	1:23.87
8 Buchan, Ruairi	13	Garioch	1:34.69	40.96	1:34.69
9 Khowboonchai, Sky	12	Aberdeen Per	1:35.39	41.36	1:35.39
10 Reid, Fergus	13	Garioch	1:39.02	44.00	1:39.02
11 Kelly, Max	12	Garioch	1:42.11	45.36	1:42.11

Event 505 Boys 14-15 100 Metre Butterfly

Name	Age	Club	Time	50	100
1 Fearn, Dean L	14	Aberdeen Dol	1:00.47	27.65	1:00.47
2 Johnson, Lukas	15	Aberdeen Per	1:03.78	29.44	1:03.78
3 Connolly, Kai	15	Co Glasgow	1:04.51	29.63	1:04.51
4 Smith, Archie C	15	Aberdeen Dol	1:05.76	29.51	1:05.76
5 Boddie, James	15	Garioch	1:05.90	30.24	1:05.90
6 Hall, Dan	15	Aberdeen Per	1:05.91	30.05	1:05.91
7 Liversedge, Torin	15	Banchory	1:06.56	30.47	1:06.56
8 Stewart, Fraser	15	Step Rock	1:06.75	31.12	1:06.75
9 Scally, Logan	15	Aberdeen Per	1:07.04	30.78	1:07.04
10 McLaughlin, Fraser	15	Elgin	1:07.62	30.96	1:07.62
11 Cowie, Fraser	14	N Ayrshire	1:08.52	31.31	1:08.52
12 Chirnside, Oscar	14	Garioch	1:08.98	32.94	1:08.98
13 Hall, Greg	15	Aberdeen Per	1:09.17	32.11	1:09.17
14 Paton, Ben	15	Aberdeen Per	1:09.24	32.41	1:09.24
15 Macfarlane, Liam	15	Swim W Isles	1:09.45	32.38	1:09.45
16 Brown, Martyn	15	Aberdeen Per	1:10.59	32.44	1:10.59
17 Coull, Sam	14	Step Rock	1:11.10	32.03	1:11.10
18 Jackson, Logan	15	Aberdeen Per	1:11.77	33.31	1:11.77
19 Geddie, Nathan	15	Garioch	1:12.04	32.46	1:12.04
20 Cumming, Alex	15	Bellshill	1:14.14	33.18	1:14.14
21 Bremner, Lachlan	14	Inverness	1:15.28	34.26	1:15.28
22 Winship, Michael	15	Co Glasgow	1:15.56	34.30	1:15.56
23 Crichton, Duncan J	15	Kinross	1:16.26	34.87	1:16.26
24 Maclver, Ruaridh	15	Stonehaven	1:16.33	34.57	1:16.33
25 Geddes, Caleb	14	Bellshill	1:16.49	35.70	1:16.49
26 McLaren, Adam	15	Westhill	1:16.95	34.71	1:16.95



27	Pritchard, Hayden	15	Garioch	1:17.76	36.02	1:17.76
28	Ibrahim, Yusuf	15	Co Glasgow	1:17.89	35.06	1:17.89
29	Aberdein, James	14	Banchory	1:19.09	35.29	1:19.09
30	McGregor, Alexander	14	Perth City	1:20.36	35.52	1:20.36
31	Wright, Alex	14	Westhill	1:21.05	36.30	1:21.05
32	Nixon, Aidan	15	Bellshill	1:21.41	36.77	1:21.41
33	Gow, Innes	14	Garioch	1:21.81	38.91	1:21.81
34	Hutchinson, Ross	14	Monifieth	1:23.98	36.47	1:23.98
35	Hay, Jamie	14	Garioch	1:26.31	38.88	1:26.31
36	Elrick, Arran	14	Westhill	1:26.60	38.23	1:26.60
37	Murphy, Euan	14	Ythan	1:29.54	40.97	1:29.54
---	Elrick, Oliver	15	Aberdeen Per	DQ		

Event 505 Boys 16 & Over 100 Metre Butterfly

Name	Age	Club	Time	50	100	
1	Poole, Charlie	21	UniOfStirl	57.13	26.80	57.13
2	Shaw, Luke U	20	Edinburgh Un	58.17	28.05	58.17
3	Innes, Mark J	20	Edinburgh Un	58.46	27.07	58.46
4	Klungland, Simen Klausen	17	Bryne SK	58.88	27.70	58.88
5	Bangun, Albert	19	UniOfStirl	59.37	28.46	59.37
6	Ferguson, Ryan	21	Edinburgh Un	1:00.02	27.44	1:00.02
7	Lennox, Kieran	16	Aberdeen Per	1:00.44	28.52	1:00.44
8	Slessor, Conrad	17	Aberdeen Per	1:01.09	28.96	1:01.09
9	Johnson, Brendan	24	Aberdeen Per	1:01.69	28.17	1:01.69
10	Gibson, Jake	16	Broch	1:02.07	28.53	1:02.07
11	Shaw, Cameron	17	F.I.R.S.T.	1:02.81	29.22	1:02.81
12	Wilson, Fraser	20	Aberdeen Per	1:02.86	28.55	1:02.86
13	Moinichen Alsos, Elias	18	Karmoy	1:02.94	29.31	1:02.94
14	Austin, Lewis	16	Tain	1:03.05	29.00	1:03.05
15	Heigre, Emil O	16	Bryne SK	1:04.11	30.08	1:04.11
16	McLaughlin, Ben	16	Garioch	1:04.60	30.33	1:04.60
17	Mitchell, Kyle	16	Garioch	1:04.71	29.97	1:04.71
18	Carter, Ollie	22	UniOfStirl	1:06.67	30.24	1:06.67
19	Gatton, Andrew	21	Inverness	1:06.76	30.23	1:06.76
20	Lorimer, Jack	16	Ythan	1:07.02	30.84	1:07.02
21	Cairney, Calum	17	Ythan	1:08.20	30.95	1:08.20
22	MacKenzie, Jake	17	Aberdeen Per	1:11.04	32.38	1:11.04

Event 506 Girls 12-13 100 Metre Backstroke

Name	Age	Club	Time	50	100	
1	Smith, Eva	13	Aberdeen Per	1:14.25	35.39	1:14.25
2	Kirkwood, Jessica	13	Aberdeen Per	1:14.63	35.55	1:14.63
3	Crawford, Abigail	13	Co Glasgow	1:16.22	38.01	1:16.22
4	Christoforos, Madison T	12	Aberdeen Dol	1:17.38	36.99	1:17.38
5	McNair, Lisa	13	F.I.R.S.T.	1:17.46	39.16	1:17.46
6	Ren, Gina	13	Co Glasgow	1:18.09	37.84	1:18.09
7	Smith, Kalila A	12	Aberdeen Dol	1:18.19	37.87	1:18.19
*8	Stuart, Madisyn	13	Aberdeen Per	1:19.29	37.96	1:19.29
*8	Lamont, Eevie	13	Glenrothes	1:19.29	38.81	1:19.29
10	Forbes, Payton	13	Buckie	1:19.92	38.75	1:19.92
11	Petrie, Isla	13	Monifieth	1:20.51	39.12	1:20.51
12	Kidd, Juliette	13	Dun City Aqu	1:20.89	38.79	1:20.89
13	Campbell, Anna E	13	Co Glasgow	1:21.02	38.74	1:21.02
14	Macswen, Eva	13	Swim W Isles	1:22.45	39.47	1:22.45
15	Sloan, Jessica M	13	Kinross	1:22.82	40.21	1:22.82
16	Gildea, Daisy	12	Co Glasgow	1:23.10	40.33	1:23.10
17	Leune, Mya	12	Ythan	1:23.24	40.54	1:23.24



18	Thomson, Isla	13	Glenrothes	1:23.59	41.00	1:23.59
19	Falconer, Sadie	13	St Thomas	1:23.98	41.75	1:23.98
20	Morgan, Libby	13	Banchory	1:25.61	42.10	1:25.61
21	Sanderson, Elena	13	Perth City	1:27.03	42.74	1:27.03
22	Powell, Grace	13	Elgin	1:27.38	43.02	1:27.38
23	Robertson, Katie	13	Perth City	1:28.20	42.82	1:28.20
24	McCreadie, Amy	13	Bellshill	1:28.47	43.50	1:28.47
25	McLaughlin, Erin	13	Garioch	1:28.55	43.09	1:28.55
26	McGregor, Natalie	13	Perth City	1:28.74	43.25	1:28.74
27	Cantley, Lauren	12	Banchory	1:28.92	42.51	1:28.92
28	Scott, Chloe	13	Stonehaven	1:29.08	42.28	1:29.08
29	Strachan, Erin	13	Aberdeen Per	1:29.37	42.99	1:29.37
30	Mitchell, Lucy	12	Garioch	1:29.42	43.05	1:29.42
31	Gadsden, Sarah	13	Perth City	1:30.44	44.65	1:30.44
32	Moore, Abigail	12	Garioch	1:31.36	43.49	1:31.36
33	Higgins, Charlotte	12	Aberdeen Per	1:32.15	44.24	1:32.15
34	Tweedie, Katy	12	Garioch	1:32.85	44.66	1:32.85
35	Anderson, Jessica	13	Stonehaven	1:32.96	44.50	1:32.96
36	McMahon, Cara	13	Dun City Aqu	1:33.54	45.27	1:33.54

Event 506 Girls 14-15 100 Metre Backstroke

Name	Age	Club	Time	50	100	
1	Ren, Heidi	15	Co Glasgow	1:06.88	33.06	1:06.88
2	McNair, Suzie	15	F.I.R.S.T.	1:08.56	34.34	1:08.56
3	Renfrew, Katherine	15	Perth City	1:10.43	34.36	1:10.43
4	Mennie, Melissa	14	Co Glasgow	1:11.34	34.55	1:11.34
5	Crawford, Zoe	15	F.I.R.S.T.	1:11.45	35.00	1:11.45
6	Machin, Saphrina	15	Co Glasgow	1:11.77	34.61	1:11.77
7	Smith, Zuzia	15	F.I.R.S.T.	1:12.14	34.26	1:12.14
8	Coull, Madison B	14	Buckie	1:13.45	34.87	1:13.45
9	Mclean, Chloe	15	Dun City Aqu	1:13.73	34.96	1:13.73
10	Anderson, Rhona	15	Shetland	1:14.53	36.32	1:14.53
11	Chadwick, Charlotte L	15	Kinross	1:14.76	36.62	1:14.76
12	Smith, Taylor	15	St Thomas	1:14.79	36.45	1:14.79
13	Finlayson, Simone	15	Dun City Aqu	1:15.50	35.94	1:15.50
14	Manson, Beth	15	Elgin	1:15.83	37.31	1:15.83
15	Frame, Caitlin	15	F.I.R.S.T.	1:16.00	37.21	1:16.00
16	Clubb, Ailsa M	14	Aberdeen Dol	1:16.32	37.79	1:16.32
17	Low, Katie	15	Glenrothes	1:16.67	36.07	1:16.67
18	Glen, Thea	15	Co Glasgow	1:17.11	37.77	1:17.11
19	Gumbrell, Cara	15	Ren 96	1:17.37	37.73	1:17.37
20	Wheeler, Harriet	15	Perth City	1:18.39	37.70	1:18.39
21	Boyd, Tessa	15	Garioch	1:18.48	37.94	1:18.48
22	Tomasek, Dobrawa	15	St Thomas	1:18.56	38.84	1:18.56
23	Jupp, Emma	14	Aberdeen Per	1:18.73	37.93	1:18.73
24	Coull, Libby	15	St Thomas	1:18.77	38.00	1:18.77
25	Parnaby, Caitlin	14	Elgin	1:18.80	38.04	1:18.80
26	Nimmo, Lucy	15	Bellshill	1:18.83	37.94	1:18.83
27	King, Olivia J	15	Aberdeen Dol	1:18.91	37.44	1:18.91
28	Poolman, Ella	15	Glenrothes	1:19.37	37.99	1:19.37
29	Morgan, Lucy	14	Aberdeen Per	1:19.55	38.00	1:19.55
30	Barton, Millie	14	Bellshill	1:19.69	38.89	1:19.69
31	Macdonald, Keira	15	Swim W Isles	1:20.74	38.82	1:20.74
32	Mo, Summer	14	Westhill	1:20.84	38.58	1:20.84
33	Higgins, Morgan	14	Aberdeen Per	1:20.86	38.70	1:20.86
34	Zarouali, Yasmeen	15	Garioch	1:20.91	38.61	1:20.91
35	Coutts, Gemma	14	Westhill	1:20.95	38.36	1:20.95
36	McManus, Olivia	14	Inverness	1:21.47	39.34	1:21.47



37	Williamson, Talia	15	Banchory	1:21.86	40.15	1:21.86
38	Weir, Amy	15	Bellshill	1:21.90	38.55	1:21.90
39	Tetlow, Ellie	14	Garioch	1:22.01	38.96	1:22.01
40	Louw, Imogen	14	Westhill	1:22.08	39.21	1:22.08
41	Smart, Katie	14	Perth City	1:22.14	39.87	1:22.14
42	Jones, Sarah	15	Stonehaven	1:23.12		
43	Kari, Lia	15	Westhill	1:23.14	41.72	1:23.14
44	Robertson, Ruby	14	Buckie	1:23.39	42.10	1:23.39
45	Henderson, Orla	14	Shetland	1:23.43	40.48	1:23.43
46	Taylor, Morgan	14	Shetland	1:23.51	39.63	1:23.51
47	Kay, Isla	14	Westhill	1:23.52	40.46	1:23.52
48	Weir, Jenna	15	Bellshill	1:23.58	39.49	1:23.58
49	Beattie, Keira	15	St Thomas	1:23.78	40.84	1:23.78
50	Harcus, Abby	14	Shetland	1:23.79	40.69	1:23.79
51	Stewart, Amy	15	Aberdeen Per	1:24.49	40.65	1:24.49
52	Milne, Grace	14	Aberdeen Per	1:24.90	41.04	1:24.90
53	Wilson, Allannah	14	Bellshill	1:25.67	41.10	1:25.67
54	Reid, Isla	15	Garioch	1:26.16	42.37	1:26.16
55	Breingan, Hannah M	15	Kinross	1:26.27	42.42	1:26.27
56	Yong, Isabelle	14	Garioch	1:27.21	42.29	1:27.21
57	Johnston, Cerys	14	Shetland	1:28.13	42.76	1:28.13
58	Reid, Nicole	15	Broch	1:28.25	42.89	1:28.25
59	Mackay, Jessica	15	Aberdeen Per	1:30.25	43.74	1:30.25
*60	Glover, Charlotte	15	Bellshill	1:30.56	45.18	1:30.56
*60	Prygiel, Amelia	14	Bellshill	1:30.56	44.25	1:30.56
62	Walber, Katie	14	Aberdeen Per	1:31.17	44.66	1:31.17
63	Fraser, Keira	14	Ythan	1:33.62	45.23	1:33.62
64	Cuthbertson, Emma	15	Bellshill	1:35.38	45.41	1:35.38
---	Murphy, Jenna	15	Bellshill	DQ		

Event 506 Girls 16 & Over 100 Metre Backstroke

Name	Age	Club	Time	50	100	
1	Crichton, Fearn	17	Perth City	1:07.27	32.22	1:07.27
2	Belotti, Kiana	19	Edinburgh Un	1:08.05	32.95	1:08.05
3	Wood, Maree E	19	Aberdeen Per	1:08.56	33.20	1:08.56
4	Gillespie, Ceri	17	Aberdeen Per	1:10.22	33.99	1:10.22
5	Bruce, Natalie	17	Broch	1:12.52	35.82	1:12.52
6	Doubleday, Libby	17	Co Glasgow	1:12.93	35.08	1:12.93
7	Beaton, Jessica K	16	Aberdeen Dol	1:13.29	34.78	1:13.29
8	Riach, Emily	20	Aberdeen Per	1:13.50	35.36	1:13.50
9	Baxter, Emily	19	Dun City Aqu	1:14.30	35.54	1:14.30
10	Reynard, Maya L	18	Aberdeen Dol	1:15.65	36.88	1:15.65
11	Goodbrand, Alyssa	16	Ythan	1:15.74	36.37	1:15.74
12	Gault, Eilidh	16	Ythan	1:16.49	36.46	1:16.49
13	McCappin, Lexine	16	F.I.R.S.T.	1:16.62	37.44	1:16.62
*14	Currie, Erin	16	Ythan	1:16.71	36.80	1:16.71
*14	Liland, Ida	16	Bryne SK	1:16.71	37.50	1:16.71
16	McGhee, Emily	19	Carnoustie	1:17.32	37.36	1:17.32
17	Calder, Lisa-Marie	17	Broch	1:17.56	36.98	1:17.56
18	Simpson, Emma	18	Broch	1:20.63	39.18	1:20.63

Event 507 Boys 12-13 400 Metre IM


Name	Age	Club	Time	50	100	150	200	250	300	350	400
1 Machin, Aran	12	Co Glasgow	5:37.67	35.18	1:19.21	2:03.35	2:46.30	3:33.11	4:21.28	5:00.98	5:37.67
2 Bichan, Owen	13	Banchory	5:43.04	33.93	1:17.33	2:02.31	2:48.16	3:36.77	4:29.35	5:05.67	5:43.04
3 Dow, Frazer	13	Perth City	5:54.16	37.97	1:23.97	2:13.77	2:59.34	3:45.49	4:33.20	5:15.38	5:54.16
4 Reid, Fergus	13	Garioch	5:59.63	43.65	1:37.21	2:21.89	3:06.06	3:54.34	4:43.75	5:22.46	5:59.63
5 Malkin-Gill, Clark	13	Inverclyde	6:22.70	38.81	1:25.86	2:17.63	3:06.15	4:02.73	4:57.88	5:40.32	6:22.70
6 Buchan, Ruairi	13	Garioch	6:31.38	43.02	1:38.70	2:26.94	3:14.23	4:11.83	5:08.30	5:51.64	6:31.38
7 Kelly, Max	12	Garioch	6:50.53	44.77	1:42.68	2:32.42	3:21.32	4:20.52	5:20.32	6:05.13	6:50.53

Event 507 Boys 14-15 400 Metre IM

Name	Age	Club	Time	50	100	150	200	250	300	350	400
1 Boddie, James	15	Garioch	5:09.22	31.84	1:10.13	1:50.13	2:30.49	3:15.87	4:02.36	4:37.04	5:09.22
2 Chirside, Oscar	14	Garioch	5:15.79	32.91	1:11.88	1:51.28	2:30.60	3:18.40	4:07.99	4:42.27	5:15.79
3 Norris, Jensen	14	Perth City	5:16.10	30.72	1:09.85	1:51.55	2:32.34	3:17.88	4:05.58	4:42.84	5:16.10
4 Sinclair, Taylor	15	Elgin	5:18.98	32.46	1:12.03	1:52.95	2:33.61	3:19.17	4:06.60	4:43.39	5:18.98
5 Bullock, Toby	14	Midlothian	5:20.44	34.15	1:14.03	1:57.48	2:39.63	3:21.43	4:06.76	4:43.98	5:20.44
6 Paton, Ben	15	Aberdeen Per	5:23.08	33.24	1:10.94	1:55.47	2:37.38	3:22.39	4:08.18	4:47.06	5:23.08
7 Maclver, Ruaridh	15	Stonehaven	5:37.16	35.35	1:20.32	2:03.51	2:45.56	3:34.68	4:24.09	5:02.00	5:37.16
8 Geddie, Nathan	15	Garioch	5:37.85	34.61	1:16.92	2:00.15	2:41.90	3:31.69	4:24.04	5:01.90	5:37.85
9 Ferguson, Jake	14	F.I.R.S.T.	5:40.11	35.72	1:18.75	2:02.44	2:44.75	3:33.53	4:22.52	5:01.78	5:40.11
10 Pritchard, Hayden	15	Garioch	5:44.42	36.19	1:19.57	2:06.18	2:50.63	3:40.12	4:29.77	5:07.69	5:44.42
11 Gow, Innes	14	Garioch	5:47.25	38.03	1:23.85	2:08.34	2:53.03	3:41.79	4:31.21	5:10.59	5:47.25
12 Storer, Edward	15	Banchory	5:48.06	35.61	1:19.27	2:04.32	2:48.03	3:41.67	4:32.85	5:12.07	5:48.06
13 McLaren, Adam	15	Westhill	5:59.02			2:11.21	3:00.08	3:50.94	4:43.02	5:25.43	5:59.02
14 Hay, Jamie	14	Garioch	6:06.78	40.57	1:28.70	2:13.20	2:58.19	3:52.46	4:47.49	5:27.12	6:06.78
15 Wright, Alex	14	Westhill	6:10.03	37.29	1:26.23	2:12.47	2:58.18	3:51.35	4:47.79	5:29.18	6:10.03
16 Smith, Findlay	14	Garioch	6:51.43	45.87	1:44.97	2:33.88	3:22.15	4:18.28	5:15.63	6:02.78	6:51.43

Event 507 Boys 16 & Over 400 Metre IM

Name	Age	Club	Time	50	100	150	200	250	300	350	400
1 Robinson, Tom	22	Aberdeen Per	4:37.58	28.26	1:00.23	1:37.20	2:13.01	2:53.46	3:32.68	4:05.96	4:37.58
2 Ferguson, Jamie W	19	Aberdeen Per	4:39.65	29.36	1:02.90	1:38.95	2:13.92	2:55.24	3:35.87	4:09.10	4:39.65
3 Instebo, Johan	18	Karmoy	4:41.46	30.04	1:05.22	1:40.58	2:15.52	2:55.75	3:35.21	4:08.63	4:41.46
4 Travis, Cameron	18	Aberdeen Per	4:49.81	28.75	1:02.72	1:40.69	2:16.55	2:58.80	3:43.04	4:17.39	4:49.81
5 McLaughlin, Ben	16	Garioch	4:54.56	30.50	1:05.93	1:46.17	2:25.58	3:07.54	3:50.02	4:22.91	4:54.56
6 Leifsen, Gustav	20	Haugesund	4:55.92	29.44	1:03.37	1:41.44	2:19.40	3:02.59	3:45.93	4:21.45	4:55.92
7 Tetlow, Fraser	16	Garioch	5:03.99	31.48	1:08.37	1:49.60	2:26.50	3:10.42	3:54.38	4:29.54	5:03.99
8 Mitchell, Jack	16	Aberdeen Per	5:07.28	30.65	1:06.68	1:49.83	2:30.94	3:14.27	3:57.63	4:33.54	5:07.28
9 Broadley, Ryan	17	Broch	5:08.70	31.62	1:07.96	1:48.82	2:28.98	3:14.81	3:59.72	4:36.45	5:08.70
10 Junge, Sverre	17	Bryne SK	5:10.09	33.03	1:13.27	1:55.84	2:37.29	3:18.83	4:01.33	4:36.18	5:10.09
11 Heigre, Emil O	16	Bryne SK	5:12.28	31.54	1:09.66	1:51.26	2:33.00	3:17.03	4:03.09	4:37.53	5:12.28
12 Mitchell, Kyle	16	Garioch	5:12.34	30.12	1:06.26	1:46.05	2:25.08	3:12.26	4:01.06	4:36.49	5:12.34
13 Stirling, Haydyn	16	St Thomas	5:23.14	33.08	1:11.63	1:56.90	2:38.36	3:25.49	4:13.35	4:50.75	5:23.14
14 Lilly, Nathan	17	Bellshill	5:35.39	31.83	1:12.35	1:58.04	2:40.99	3:29.11	4:19.41	4:59.52	5:35.39



Final of Event 401 Boys 12-13 200 Metre IM

Name	Age	Club	Time	50	100	150	200
A Final							
1 Collins, Ethan	13	Bellshill	2:40.15	33.85	1:14.67	2:02.78	2:40.15
2 Bichan, Owen	13	Banchory	2:41.65	33.59	1:16.61	2:06.32	2:41.65
3 Dow, Frazer	13	Perth City	2:46.61	37.47	1:23.82	2:09.29	2:46.61
4 Reid, Fergus	13	Garioch	2:46.94	37.51	1:21.09	2:09.19	2:46.94
5 Fearn, Kai L	13	Aberdeen Dol	2:52.17	36.92	1:21.62	2:13.64	2:52.17
6 Bruce, Finlay	13	Perth City	2:56.76	39.39	1:23.65	2:17.31	2:56.76
7 Malkin-Gill, Clark	13	Inverclyde	2:56.90	37.75	1:24.79	2:17.97	2:56.90
8 Calder, Adam	12	Broch	2:57.21	37.25	1:24.20	2:19.39	2:57.21
9 Storer, Alfred	12	Banchory	2:59.44	37.93	1:24.25	2:18.44	2:59.44

Final of Event 401 Boys 14-15 200 Metre IM


Name	Age	Club	Time	50	100	150	200
A Final							
1 Johnson, Lukas	15	Aberdeen Per	2:25.64	29.61	1:06.24	1:52.65	2:25.64
2 Boddie, James	15	Garioch	2:26.41	30.66	1:08.55	1:53.57	2:26.41
3 Garrity, Luke	15	Inverclyde	2:28.14	33.22	1:11.08	1:55.03	2:28.14
4 Hall, Dan	15	Aberdeen Per	2:29.96	31.02	1:10.22	1:55.39	2:29.96
5 Bullock, Toby	14	Midlothian	2:31.05	33.19	1:15.69	1:57.09	2:31.05
6 Chirnside, Oscar	14	Garioch	2:32.35	32.41	1:11.78	1:57.97	2:32.35
7 Norris, Jensen	14	Perth City	2:33.16	31.77	1:11.59	1:59.19	2:33.16
8 Paton, Ben	15	Aberdeen Per	2:33.70	32.24	1:14.40	1:58.49	2:33.70
9 Cowie, Fraser	14	N Ayrshire	2:34.50	32.07	1:11.41	2:00.04	2:34.50
10 Jackson, Logan	15	Aberdeen Per	2:39.46	32.99	1:11.59	1:59.92	2:39.46

Final of Event 401 Boys 16 & Over 200 Metre IM

Name	Age	Club	Time	50	100	150	200
A Final							
1 Ferguson, Jamie W	19	Aberdeen Per	2:09.72	28.45	1:00.95	1:39.35	2:09.72
2 Poole, Charlie	21	UniOfStirl	2:10.24	27.47	1:00.06	1:40.67	2:10.24
3 Travis, Cameron	18	Aberdeen Per	2:12.42	27.97	1:01.73	1:41.98	2:12.42
4 Robinson, Tom	22	Aberdeen Per	2:12.55	27.25	1:02.55	1:41.49	2:12.55
5 Leifsen, Gustav	20	Haugesund	2:18.41	28.57	1:03.60	1:45.76	2:18.41
6 Gibson, Jake	16	Broch	2:22.64	29.12	1:07.92	1:51.09	2:22.64
7 Macdonald, Calvin	16	Aberdeen Per	2:22.71	30.34	1:06.90	1:48.64	2:22.71
8 Tetlow, Fraser	16	Garioch	2:22.99	29.42	1:07.31	1:50.50	2:22.99
9 Taylor, Jon	18	Aberdeen Per	2:28.94	31.03	1:11.80	1:56.99	2:28.94
10 Slessor, Conrad	17	Aberdeen Per	2:39.88	27.89	1:14.03	2:02.15	2:39.88

Final of Event 404 Girls 12-13 50 Metre Freestyle

Name	Age	Club	Time
A Final			
1 Stuart, Madisyn	13	Aberdeen Per	29.39
2 Kirkwood, Jessica	13	Aberdeen Per	29.47
3 Ren, Gina	13	Co Glasgow	29.75
4 Christoforos, Madison T	12	Aberdeen Dol	30.02
5 Thomson, Ella	12	Perth City	31.19
6 Lamont, Eevie	13	Glenrothes	31.70
7 Campbell, Anna E	13	Co Glasgow	31.71
8 McLean, Amelie	13	Huntly	31.74
9 Watson, Tyla Paige	12	Inverness	32.07
10 Mitchell, Lola	13	Broch	32.78


Final of Event 404 Girls 14-15 50 Metre Freestyle

Name	Age	Club	Time
A - Final			
1 Ren, Heidi	15	Co Glasgow	27.85
2 Renfrew, Katherine	15	Perth City	28.26
3 Coull, Madison B	14	Buckie	28.66
4 Machin, Saphrina	15	Co Glasgow	29.36
5 Low, Katie	15	Glenrothes	29.54
6 Poolman, Ella	15	Glenrothes	29.55
7 Crawford, Zoe	15	F.I.R.S.T.	29.60
8 Croxford, Coco	14	Co Glasgow	29.90
9 Tomasek, Dobrawa	15	St Thomas	30.06
10 Clubb, Ailsa M	14	Aberdeen Dol	30.24

Final of Event 404 Girls 16 & Over 50 Metre Freestyle

Name	Age	Club	Time
A - Final			
1 Russell, Vicky	22	UniOfStirl	27.02
2 Grant, Emily	25	Aberdeen Per	27.09
3 Lawrie, Kirstin E	21	Edinburgh Un	28.02
4 Carlsen, Amanda	16	Bryne SK	28.09
5 Nilsen, Mari	19	Haugesund	28.36
6 Vestre, Helene O	19	Haugesund	28.45
7 Nikelis, Haide	16	Karmoy	28.51
8 Swanson, Mhairi	23	Aberdeen Per	28.63
9 Bruce, Natalie	17	Broch	29.14

Final of Event 405 Boys 12-13 50 Metre Backstroke

Name	Age	Club	Time
A - Final			
1 Coutts, Tyler	13	Shetland	33.63
2 Fearn, Kai L	13	Aberdeen Dol	34.08
3 Mossman, Kyle	13	Co Glasgow	34.96
4 Piatek, Mateusz	13	Aberdeen Per	36.43
5 Holmes, Alex I	12	Glenrothes	36.80
6 Khowboonchai, Sky	12	Aberdeen Per	36.97
7 Paton, Struan	13	Aberdeen Per	37.55
8 Bruce, Finlay	13	Perth City	37.70
9 Calder, Adam	12	Broch	38.29
10 Weatherhead, Zachary	12	Banchory	38.86

Final of Event 405 Boys 14-15 50 Metre Backstroke

Name	Age	Club	Time
A - Final			
1 Fearn, Dean L	14	Aberdeen Dol	28.70
2 Philip, Corey	14	Dun City Aqu	29.82
3 Liversedge, Torin	15	Banchory	30.68
4 McCombie, Dylan	15	Banchory	31.01
5 Smith, Archie C	15	Aberdeen Dol	31.41
6 Scally, Logan	15	Aberdeen Per	31.49
7 Jackson, Logan	15	Aberdeen Per	31.56
8 Johnson, Lukas	15	Aberdeen Per	31.57
9 Christoforos, Connor M	14	Aberdeen Dol	31.82
10 Brown, Rowan	15	Elgin	31.89


Final of Event 405 Boys 16 & Over 50 Metre Backstroke

Name	Age	Club	Time
A - Final			
1 Pease, Sam	23	UniOfStirl	26.54
2 Klungland, Simen Klausen	17	Bryne SK	27.93
3 Arthur, Andrew	20	UniOfStirl	28.27
4 Johnson, Brendan	24	Aberdeen Per	29.19
5 Lennox, Kieran	16	Aberdeen Per	29.20
6 Broadley, Ryan	17	Broch	29.56
7 Brown, Matthew	19	Aberdeen Per	29.68
8 Lorimer, Jack	16	Ythan	29.90
9 Wilson, Fraser	20	Aberdeen Per	30.04
10 Macdonald, Calvin	16	Aberdeen Per	30.57

Final of Event 406 Girls 12-13 100 Metre Breaststroke

Name	Age	Club	Time	50	100
A Final					
1 Christoforos, Madison T	12	Aberdeen Dol	1:23.07	39.36	1:23.07
2 Kirkwood, Jessica	13	Aberdeen Per	1:24.24	40.64	1:24.24
3 Thomson, Ella	12	Perth City	1:25.36	40.44	1:25.36
4 Burel, Amelia	12	Glenrothes	1:26.39	40.63	1:26.39
5 Ren, Gina	13	Co Glasgow	1:26.64	41.75	1:26.64
6 Mann, Ksenia	12	Dun City Aqu	1:30.15	42.34	1:30.15
7 Forbes, Payton	13	Buckie	1:31.92	44.11	1:31.92
8 Cantley, Lauren	12	Banchory	1:32.47	43.39	1:32.47
9 Kidd, Juliette	13	Dun City Aqu	1:34.22	44.30	1:34.22
10 Mitchell, Lola	13	Broch	1:34.42	42.99	1:34.42

Final of Event 406 Girls 14-15 100 Metre Breaststroke

Name	Age	Club	Time	50	100
A Final					
1 Thomson, Charlotte	15	Midlothian	1:17.77	37.06	1:17.77
2 Paterson, Madeleine	14	Co Glasgow	1:21.79	38.99	1:21.79
3 Nimmo, Lucy	15	Bellshill	1:22.47	38.86	1:22.47
4 Henderson, Orla	14	Shetland	1:23.85	40.12	1:23.85
5 Fraser, Eden	15	Aberdeen Per	1:24.03	39.31	1:24.03
6 Cumming, Alice	14	Co Glasgow	1:24.89	39.79	1:24.89
7 Gallacher, Madison	15	F.I.R.S.T.	1:26.26	39.76	1:26.26
8 Mennie, Melissa	14	Co Glasgow	1:26.59	40.24	1:26.59
9 Wilson, Allannah	14	Bellshill	1:26.92	40.31	1:26.92
10 Low, Katie	15	Glenrothes	1:29.43	40.53	1:29.43

Final of Event 406 Girls 16 & Over 100 Metre Breaststroke

Name	Age	Club	Time	50	100
A Final					
1 McGhee, Emily	19	Carnoustie	1:15.18	35.62	1:15.18
2 Medhaug Rossebo, Mina	16	Karmoy	1:17.36	36.19	1:17.36
3 Crichton, Fearnie	17	Perth City	1:18.96	37.26	1:18.96
4 Goodbrand, Alyssa	16	Ythan	1:20.06	37.69	1:20.06
5 Gardiner, Holly	23	UniOfStirl	1:20.31	37.30	1:20.31
6 Carlisen, Amilie	18	Bryne SK	1:20.33	36.81	1:20.33
7 Macdonald, Isla	16	Inverness	1:20.81	37.38	1:20.81
8 Froyland, Charlotte	19	Haugesund	1:24.69	38.41	1:24.69
9 Simpson, Emma	18	Broch	1:24.90	39.46	1:24.90
10 Chalmers, Ella	16	Ythan	1:25.33	38.76	1:25.33



Final of Event 407 Boys 12-13 100 Metre Freestyle

Name	Age	Club	Time	50	100
A Final					
1 Coutts, Tyler	13	Shetland	1:03.54	31.34	1:03.54
2 Bichan, Owen	13	Banchory	1:04.08	30.68	1:04.08
3 Machin, Aran	12	Co Glasgow	1:05.14	31.54	1:05.14
4 Connolly, Kyle	13	Co Glasgow	1:07.14	31.14	1:07.14
5 Mossman, Kyle	13	Co Glasgow	1:07.95	32.08	1:07.95
6 Reid, Fergus	13	Garioch	1:08.67	33.10	1:08.67
7 Bruce, Finlay	13	Perth City	1:08.97	32.91	1:08.97
8 Fearn, Kai L	13	Aberdeen Dol	1:09.93	33.33	1:09.93
9 Storer, Alfred	12	Banchory	1:10.51	33.87	1:10.51
10 McDonald, Finnley	13	Glenrothes	1:16.36	37.71	1:16.36

Final of Event 407 Boys 14-15 100 Metre Freestyle

Name	Age	Club	Time	50	100
A Final					
1 Fearn, Dean L	14	Aberdeen Dol	56.64	27.41	56.64
2 Gauld, Callum C	15	Aberdeen Dol	56.83	27.72	56.83
3 Hall, Greg	15	Aberdeen Per	58.62	28.81	58.62
4 Connolly, Kai	15	Co Glasgow	58.78	27.97	58.78
5 Brown, Rowan	15	Elgin	59.74	28.01	59.74
6 Smith, Archie C	15	Aberdeen Dol	1:00.51	28.38	1:00.51
7 Christoforos, Connor M	14	Aberdeen Dol	1:01.90	29.62	1:01.90
8 Boddie, James	15	Garioch	1:02.01	29.14	1:02.01
9 McCombie, Dylan	15	Banchory	1:03.82	29.86	1:03.82

Final of Event 407 Boys 16 & Over 100 Metre Freestyle

Name	Age	Club	Time	50	100
A Final					
1 Travis, Cameron	18	Aberdeen Per	52.73	26.32	52.73
2 Lloyd, Reg	25	UniOfStirl	53.02	25.71	53.02
3 Froyland-Jensen, Amund	17	Karmoy	54.50	26.52	54.50
4 Dwyer, Vincent J	20	Edinburgh Un	54.87	26.34	54.87
5 Gibson, Jake	16	Broch	56.68	26.89	56.68

Final of Event 504 Girls 12-13 50 Metre Butterfly

Name	Age	Club	Time
A Final			
1 Ren, Gina	13	Co Glasgow	31.84
2 Stuart, Madisyn	13	Aberdeen Per	32.16
3 Smith, Kalila A	12	Aberdeen Dol	32.22
4 Smith, Eva	13	Aberdeen Per	32.40
5 Christoforos, Madison T	12	Aberdeen Dol	33.27
6 Petrie, Isla	13	Monifieth	34.06
7 Mann, Ksenia	12	Dun City Aqu	34.30
8 Mitchell, Lola	13	Broch	35.15
9 Campbell, Anna E	13	Co Glasgow	35.22
10 McLean, Amelie	13	Huntly	35.73


Final of Event 504 Girls 14-15 50 Metre Butterfly

Name	Age	Club	Time
A - Final			
1 Ren, Heidi	15	Co Glasgow	29.52
2 McNair, Suzie	15	F.I.R.S.T.	29.78
3 Brechin, Kirsty J	14	Aberdeen Dol	29.95
4 Thomson, Charlotte	15	Midlothian	29.96
5 Coull, Madison B	14	Buckie	30.38
6 Mclean, Chloe	15	Dun City Aqu	30.83
7 Croxford, Coco	14	Co Glasgow	30.93
8 Beaton, Freya	14	Co Glasgow	31.66
9 Crawford, Zoe	15	F.I.R.S.T.	32.32
10 Urquhart, Caitlin	15	Inverness	32.63

Final of Event 504 Girls 16 & Over 50 Metre Butterfly

Name	Age	Club	Time
A - Final			
1 Carlsen, Amanda	16	Bryne SK	28.57
2 Russell, Vicky	22	UniOfStirl	28.87
3 Stemp, Abigail G	19	Edinburgh Un	28.93
4 Yuda, Faith D	18	Aberdeen Dol	29.74
5 Swanson, Mhairi	23	Aberdeen Per	29.86
6 Nilsen, Mari	19	Haugesund	30.20
7 Wood, Maree E	19	Aberdeen Per	30.81
8 Riach, Emily	20	Aberdeen Per	31.31
9 Reynard, Maya L	18	Aberdeen Dol	31.42
10 Chalmers, Ella	16	Ythan	32.14

Final of Event 503 Boys 12-13 50 Metre Breaststroke

Name	Age	Club	Time
A Final			
1 Connolly, Kyle	13	Co Glasgow	35.91
2 Dow, Frazer	13	Perth City	36.35
3 Machin, Aran	12	Co Glasgow	37.40
4 Coutts, Tyler	13	Shetland	38.48
5 Jolly, Cameron	12	Aberdeen Per	38.90
6 Reid, Fergus	13	Garioch	40.51
7 Bichan, Owen	13	Banchory	41.47
8 Farnan, Jamie	12	Southern lom	41.84
9 Fearn, Kai L	13	Aberdeen Dol	42.32
10 Cantley, Alex	12	Banchory	42.39

Final of Event 503 Boys 14-15 50 Metre Breaststroke

Name	Age	Club	Time
A - Final			
1 Kringelis, Rojus	15	Bellshill	32.48
2 McCombie, Dylan	15	Banchory	33.32
3 Philip, Corey	14	Dun City Aqu	33.33
4 Coull, Sam	14	Step Rock	33.88
5 Garrity, Luke	15	Inverclyde	33.98
6 Connolly, Kai	15	Co Glasgow	34.33
7 Martin, Johnny F	14	Kinross	34.49
8 Liversedge, Torin	15	Banchory	34.96
9 McGregor, Alexander	14	Perth City	36.20
10 Christoforos, Connor M	14	Aberdeen Dol	37.31



Final of Event 503 Boys 16 & Over 50 Metre Breaststroke

Name	Age	Club	Time
A - Final			
*1 Trotman, Charlie M	20	Edinburgh Un	29.89
*1 Kringelis, Marijus	19	Edinburgh Un	29.89
3 Pease, Sam	23	UniOfStirl	30.05
4 Arthur, Andrew	20	UniOfStirl	30.09
5 Blair, David	19	Co Glasgow	31.31
6 Bangun, Albert	19	UniOfStirl	31.52
7 Mitchell, Cameron	16	St Thomas	31.81
8 Smyth, David	16	Glenrothes	31.97
9 Morrison, Conner	25	Aberdeen Per	32.12
10 Solberg Holm, Eskil	18	Karmoy	32.15

Final of Event 505 Boys 12-13 100 Metre Butterfly

Name	Age	Club	Time	50	100
A - Final					
1 Collins, Ethan	13	Bellshill	1:10.80	33.01	1:10.80
2 Piatek, Mateusz	13	Aberdeen Per	1:11.52	33.08	1:11.52
3 Guises, Anatole	13	Aberdeen Dol	1:21.49	35.51	1:21.49
4 Malkin-Gill, Clark	13	Inverclyde	1:22.82	37.69	1:22.82
5 Storer, Alfred	12	Banchory	1:23.54	38.25	1:23.54
6 Mossman, Kyle	13	Co Glasgow	1:23.62	36.40	1:23.62
7 Khowboonchai, Sky	12	Aberdeen Per	1:31.51	40.56	1:31.51
8 Buchan, Ruairi	13	Garioch	1:32.84	38.68	1:32.84
9 Reid, Fergus	13	Garioch	1:36.12	42.23	1:36.12
10 Kelly, Max	12	Garioch	1:39.64	43.38	1:39.64

Final of Event 505 Boys 14-15 100 Metre Butterfly

Name	Age	Club	Time	50	100
A - Final					
1 Fearn, Dean L	14	Aberdeen Dol	1:01.33	27.83	1:01.33
2 Connolly, Kai	15	Co Glasgow	1:03.56	29.42	1:03.56
3 Johnson, Lukas	15	Aberdeen Per	1:03.58	29.67	1:03.58
4 McLaughlin, Fraser	15	Elgin	1:05.29	30.08	1:05.29
5 Stewart, Fraser	15	Step Rock	1:05.81	29.98	1:05.81
6 Scally, Logan	15	Aberdeen Per	1:06.13	30.48	1:06.13
7 Boddie, James	15	Garioch	1:06.53	30.95	1:06.53
8 Hall, Dan	15	Aberdeen Per	1:07.09	30.75	1:07.09
9 Smith, Archie C	15	Aberdeen Dol	1:08.08	31.93	1:08.08
10 Chirside, Oscar	14	Garioch	1:10.25	33.09	1:10.25

Final of Event 505 Boys 16 & Over 100 Metre Butterfly

Name	Age	Club	Time	50	100
A - Final					
1 Poole, Charlie	21	UniOfStirl	57.49	26.97	57.49
2 Shaw, Luke U	20	Edinburgh Un	57.54	27.02	57.54
3 Innes, Mark J	20	Edinburgh Un	58.37	27.24	58.37
4 Klungland, Simen Klausen	17	Bryne SK	58.46	27.58	58.46
5 Bangun, Albert	19	UniOfStirl	58.66	27.75	58.66
6 Johnson, Brendan	24	Aberdeen Per	59.61	27.67	59.61
7 Slessor, Conrad	17	Aberdeen Per	1:00.42	27.85	1:00.42
8 Lennox, Kieran	16	Aberdeen Per	1:01.67	29.03	1:01.67
9 Shaw, Cameron	17	F.I.R.S.T.	1:02.10	28.57	1:02.10
10 Gibson, Jake	16	Broch	1:06.32	29.67	1:06.32



Final of Event 506 Girls 12-13 100 Metre Backstroke

Name	Age	Club	Time	50	100
A – Final					
1 Smith, Eva	13	Aberdeen Per	1:13.58	35.92	1:13.58
2 Kirkwood, Jessica	13	Aberdeen Per	1:14.58	36.50	1:14.58
3 McNair, Lisa	13	F.I.R.S.T.	1:15.97	37.97	1:15.97
4 Smith, Kalila A	12	Aberdeen Dol	1:17.72	37.78	1:17.72
5 Christoforos, Madison T	12	Aberdeen Dol	1:17.91	38.17	1:17.91
6 Ren, Gina	13	Co Glasgow	1:18.19	38.51	1:18.19
7 Crawford, Abigail	13	Co Glasgow	1:18.32	38.68	1:18.32
8 Stuart, Madisyn	13	Aberdeen Per	1:18.47	37.74	1:18.47
9 Lamont, Eevie	13	Glenrothes	1:19.68	38.99	1:19.68
10 Forbes, Payton	13	Buckie	1:22.12	39.99	1:22.12

Final of Event 506 Girls 14-15 100 Metre Backstroke


Name	Age	Club	Time	50	100
A - Final					
1 Ren, Heidi	15	Co Glasgow	1:06.50	33.69	1:06.50
2 McNair, Suzie	15	F.I.R.S.T.	1:07.79	33.74	1:07.79
3 Renfrew, Katherine	15	Perth City	1:09.37	34.29	1:09.37
4 Crawford, Zoe	15	F.I.R.S.T.	1:10.91	34.44	1:10.91
5 Mennie, Melissa	14	Co Glasgow	1:11.15	35.07	1:11.15
6 Machin, Saphrina	15	Co Glasgow	1:12.18	34.71	1:12.18
7 Smith, Zuzia	15	F.I.R.S.T.	1:12.68	34.81	1:12.68
8 Mclean, Chloe	15	Dun City Aqu	1:12.93	34.72	1:12.93
9 Anderson, Rhona	15	Shetland	1:13.45	36.71	1:13.45
10 Chadwick, Charlotte L	15	Kinross	1:15.88	37.18	1:15.88

Final of Event 506 Girls 16 & Over 100 Metre Backstroke

Name	Age	Club	Time	50	100
A - Final					
1 Crichton, Fearn	17	Perth City	1:07.67	33.07	1:07.67
2 Belotti, Kiana	19	Edinburgh Un	1:08.26	33.54	1:08.26
3 Wood, Maree E	19	Aberdeen Per	1:08.63	33.09	1:08.63
4 Gillespie, Ceri	17	Aberdeen Per	1:09.98	34.00	1:09.98
5 Bruce, Natalie	17	Broch	1:12.12	35.08	1:12.12
6 Riach, Emily	20	Aberdeen Per	1:12.87	35.17	1:12.87
7 Beaton, Jessica K	16	Aberdeen Dol	1:12.90	34.25	1:12.90
8 Baxter, Emily	19	Dun City Aqu	1:15.18	34.93	1:15.18
9 Reynard, Maya L	18	Aberdeen Dol	1:15.74	36.97	1:15.74
10 Goodbrand, Alyssa	16	Ythan	1:16.26	36.13	1:16.26

Event 601 Mixed 12-14 4 x 50 Metre Freestyle Relay

Team	Time	50	100	150	200
1 Aberdeen Dol 1) Fearn, Dean L M14	A 1:51.38	26.54	53.19	1:22.88	1:51.38
2) Christoforos, Connor M M14					
3) Machin, Aran M12					
4) Brechin, Kirsty J W14					
2 Aberdeen Dol 1) Prusik, Adam M14	B 1:55.29	27.18	54.68	1:25.12	1:55.29
2) Geddes, James M14					
3) Christoforos, Madison T W12					
4) Lyon, Aleisha E W14					
3 Co Glasgow 1) Croxford, Coco W14	A 1:59.45	30.18	1:00.35	1:30.55	1:59.45
2) Ren, Gina W13					
3) Machin, Aran M12					
4) Connolly, Kyle M13					
4 Perth City 1) Dow, Frazer M13	A 2:01.28	31.78	1:03.13	1:34.59	2:01.28
2) Thomson, Ella W12					
3) Kemp, Mhairi W14					
4) Norris, Jensen M14					
5 Aberdeen Per 1) Piatek, Mateusz M13	A 2:02.02	29.48	1:01.25	1:31.01	2:02.02
2) Jolly, Cameron M12					
3) Stuart, Madisyn W13					
4) Smith, Eva W13					



6	Westhill	A	2:03.02	31.35	1:01.96	1:35.02	2:03.02	
	1) Louw, Imogen W14		2) Elrick, Arran M14		3) Kay, Isla W14			4) Wright, Alex M14
7	Glenrothes	A	2:04.28	32.01	1:03.43	1:35.11	2:04.28	
	1) McDonald, Finnley M13		2) Burel, Amelia W12		3) Carruthers, Sophie W14			4) Kerridge, Ashton M14
8	Aberdeen Per	B	2:05.18	31.87	1:02.88	1:33.78	2:05.18	
	1) Khowboonchai, Sky M12		2) Paton, Struan M13		3) Morgan, Lucy W14			4) Higgins, Morgan W14
9	Bellshill	A	2:08.28	31.64	1:04.16	1:35.60	2:08.28	
	1) Geddes, Caleb M14		2) Wilson, Allanah W14		3) Barton, Millie W14			4) Collins, Ethan M13
10	Garioch	A	2:11.45	31.41	1:05.88	1:39.39	2:11.45	
	1) Macpherson, Austin M12		2) Tetlow, Ellie W14		3) Yong, Isabelle W14			4) Hay, Jamie M14
11	Dun City Aqu	A	2:11.67	34.77	1:11.98	1:45.22	2:11.67	
	1) Jarrett, Imogen W12		2) Phillips, Robbie M12		3) Mann, Ksenia W12			4) Philip, Corey M14
12	Inverness	A	2:11.77	34.68	1:10.76	1:42.34	2:11.77	
	1) Burt, Lewis M13		2) Gatton, Leah W12		3) Watson, Tyla Paige W12			4) Bremner, Lachlan M14
13	Garioch	B	2:16.11	32.82	1:08.81	1:43.32	2:16.11	
	1) Gow, Innes M14		2) Tweedie, Katy W12		3) McLaughlin, Erin W13			4) Reid, Fergus M13

Event 602 Mixed 15 & Over 4 x 50 Metre Freestyle Relay

Team		Time	50	100	150	200		
1	Aberdeen Per	A	1:42.79	24.90	49.57	1:16.54	1:42.79	
	1) Travis, Cameron M18		2) Ferguson, Jamie W M19		3) Alcaras, Gaia W20			4) Grant, Emily W25
2	Aberdeen Per	B	1:46.15	25.63	50.27	1:18.11	1:46.15	
	1) Robinson, Tom M22		2) Brown, Matthew M19		3) Hall, Kailyn W18			4) Wood, Maree E W19
3	Aberdeen Dol	A	1:46.47	25.06	49.56	1:18.40	1:46.47	
	1) Robertson, Tom A M17		2)		Clubb, Finlay M17			3) Yuda, Faith D W18
	L W18							4) Reynard, Maya
4	Aberdeen Dol	B	1:48.93	25.73	50.58	1:19.79	1:48.93	
	1) Brodie, Andrew M17		2) Brechenser, Kieran M M18		3) Smith, Jessica S W15			4) Beaton, Jessica K W16
5	Karmoy	A	1:50.09	24.97	52.13	1:20.15	1:50.09	
	1) Froyland-Jensen, Amund M17		2) Instebo, Johan M18		3) Nikelis, Haide W16			4) Medhaug
	Rossebo, Mina W16							
6	UniOfStirl	A	1:50.85	26.15	51.87	1:21.56	1:50.85	
	1) McKean, Lewis M20		2) Tykesson, Oliver M22		3) Shaw, Toni W19			4) Gardiner, Holly W23
7	Co Glasgow	A	1:51.01		57.64	1:24.24	1:51.01	
	1) Ren, Heidi W15		2) Machin, Saphrina W15		3) Blair, David M19			4) Connell, Louise W15
8	Broch	A	1:51.36	26.65	56.76	1:25.88	1:51.36	
	1) Broadley, Ryan M17		2) Simpson, Emma W18		3) Bruce, Natalie W17			4) Gibson, Jake M16
9	Glenrothes	A	1:58.23	30.51	1:00.21	1:29.97	1:58.23	
	1) Chapman, Kyran M15		2) Low, Katie W15		3) Poolman, Ella W15			4) Ward, Logan M16
10	St Thomas	A	1:58.57	28.80	59.90	1:30.56	1:58.57	
	1) Stirling, Haydyn M16		2) Coull, Libby W15		3) Tomasek, Dobrawa W15			4) Mitchell, Cameron M16
11	Garioch	A	2:01.27	29.31	1:00.48	1:33.09	2:01.27	
	1) Pritchard, Hayden M15		2) Boyd, Tessa W15		3) Reid, Isla W15			4) Geddie, Nathan M15
12	Bellshill	A	2:01.32	28.74	1:01.24	1:33.39	2:01.32	
	1) Lilly, Nathan M17		2) Murphy, Jenna W15		3) Nimmo, Lucy W15			4) Cumming, Alex M15
13	Bellshill	B	2:08.25	33.17	1:04.74	1:37.02	2:08.25	
	1) Falconer, Erin W16		2) Hughes, Freddie M15		3) Weir, Amy W15			4) Nixon, Aidan M15