




Event 101 Boys 11-13 200 Metre IM

Name	Age	Club	Time	50	100	150	200
1 McMillan, Matthew	12	Carnegie	2:30.05	33.09	1:13.92	1:55.90	2:30.05
2 Storer, William	13	South Aberde	2:30.19	30.62	1:08.91	1:55.27	2:30.19
3 Gibson, Jake	13	Broch	2:30.42	31.72	1:09.66	1:54.97	2:30.42
4 Wood, Jacob	13	Elgin	2:32.21	32.20	1:10.28	1:57.34	2:32.21
5 Slessor, Conrad	13	Aberdeen Per	2:33.47	31.49	1:10.36	1:57.67	2:33.47
6 MacDonald, Calvin	12	Aberdeen Per	2:36.21	32.87	1:12.31	2:00.61	2:36.21
7 Mitchell, Kyle	12	Garioch	2:41.52	35.25	1:15.61	2:05.80	2:41.52
8 Hayes, Ciaran	13	Aberdeen	2:41.53	36.42	1:18.59	2:04.18	2:41.53
9 Vandermeulen, Grier	13	StirlingSwim	2:42.15	34.01	1:14.68	2:06.23	2:42.15
10 Burr, Layton	13	Aberdeen Per	2:42.93	35.11	1:16.28	2:06.69	2:42.93
11 Clark, Alex	13	Aberdeen Per	2:42.95	35.01	1:18.03	2:06.40	2:42.95
12 Tetlow, Fraser	12	Garioch	2:44.58	35.38	1:19.17	2:07.24	2:44.58
13 Lennox, Kieran	12	Aberdeen Per	2:46.49	34.44	1:17.43	2:08.18	2:46.49
14 Mitchell, Jack	13	Aberdeen Per	2:46.51	34.99	1:16.28	2:06.71	2:46.51
15 Smyth, David	13	Glenrothes	2:47.64	35.88	1:19.85	2:07.37	2:47.64
16 Gray, Ben	13	Inverleith	2:49.56	37.40	1:21.18	2:12.26	2:49.56
17 Gorczynski, Liam	11	Monifieth	2:50.43	38.06	1:20.45	2:11.48	2:50.43
18 Fearn, Dean	11	South Aberde	2:50.79	34.99	1:18.39	2:13.65	2:50.79
19 Ward, Logan	13	Glenrothes	2:51.79	38.71	1:25.56	2:13.83	2:51.79
20 Elrick, Lewis	13	South Aberde	2:52.06	34.56	1:18.20	2:11.17	2:52.06
21 Rattray, Ryan	13	Aberdeen Per	2:52.62	36.61	1:21.45	2:13.66	2:52.62
22 Skinner, Malachi	11	Broch	2:54.13	39.15	1:23.62	2:17.11	2:54.13
23 Kennedy, Angus	13	Glenrothes	2:54.16	34.87	1:22.07	2:15.44	2:54.16
24 Gauld, Callum	12	Aberdeen	2:54.43	39.61	1:24.29	2:15.75	2:54.43
25 Jackson, Logan	12	Aberdeen Per	2:55.80	37.66	1:20.30	2:16.00	2:55.80
26 Johnson, Lukas	12	Aberdeen Per	2:56.00	37.97	1:20.94	2:19.52	2:56.00
27 Sutherland, Joe	12	Buckie	2:56.55				
28 Sharma, Aarush	13	Aberdeen Per	2:56.61	37.35	1:23.60	2:16.79	2:56.61
29 Smith, Callum	13	Peterhead	2:56.75	41.89	1:27.66	2:17.80	2:56.75
30 Shulayev-Barnes, Oscar	12	Aberdeen	2:57.96	40.45	1:24.75	2:17.89	2:57.96
31 McLean, Ashton	11	Broch	3:01.10	37.88	1:23.30	2:21.93	3:01.10
32 McLaughlin, Fraser	12	Elgin	3:01.28	39.56	1:23.83	2:21.77	3:01.28
33 Burton, Fraser	12	Orkney	3:03.84	42.96	1:29.88	2:22.54	3:03.84
34 Smitton, Andrew	12	South Aberde	3:04.61	38.03	1:23.09	2:20.71	3:04.61
35 Travis, Aaron	12	Aberdeen Dol	3:06.62	37.27	1:26.46	2:24.20	3:06.62
36 Weavers, Ollie	11	Carnegie	3:11.02	44.32	1:30.99	2:27.47	3:11.02
37 Stewart, Fraser	12	Step Rock	3:12.26	39.84	1:30.28	2:29.41	3:12.26
38 Brown, Martyn	12	Aberdeen Per	3:13.73	41.71	1:32.48	2:32.08	3:13.73
39 Wishart, Ollie	11	Carnegie	3:22.71	50.60	3:22.71		

Event 101 Boys 14-15 200 Metre IM

Name	Age	Club	Time	50	100	150	200
*1 Jøntvedt, Jon	15	Bryne SK	2:12.91	27.99	1:03.11	1:41.86	2:12.91
*1 Brown, Matthew	15	Aberdeen Per	2:27.86	31.43	1:07.80	1:54.34	2:27.86
2 Harrison, Sam	14	Carnegie	2:28.29	30.89	1:12.64	1:54.04	2:28.29
*3 Travis, Cameron	15	Aberdeen Per	2:19.37	29.15	1:04.02	1:46.47	2:19.37
*3 Montgomery, Ben	15	Carnegie	2:28.58	30.30	1:11.40	1:54.22	2:28.58
4 Brechenser, Kieran M	14	Aberdeen Dol	2:29.08	31.00	1:09.70	1:53.01	2:29.08
*5 Duncan, Ryan	15	St Thomas	2:21.50	29.59	1:04.69	1:46.93	2:21.50
*5 Sutherland, Ethan	15	South Aberde	2:31.84	34.66	1:13.77	1:57.85	2:31.84
6 Stewart, Robert	14	Co Glasgow	2:32.65	33.16	1:15.07	1:59.24	2:32.65
*7 Brown, Ethan	15	St Thomas	2:25.06	29.73	1:05.99	1:51.32	2:25.06
*7 Ward, Logan J	14	Aberdeen Dol	2:33.52	31.51	1:09.90	1:56.46	2:33.52
*8 King, Ryan	14	Glenrothes	2:25.79	31.74	1:07.64	1:50.68	2:25.79
*8 Hay, Finlay	14	Carnegie	2:33.78	32.75	1:13.20	1:58.89	2:33.78



*9 Taylor, Jon	14	Aberdeen Per	2:25.85	31.09	1:08.57	1:52.75	2:25.85
*9 Hall, Joel	15	Aberdeen Per	2:37.31	33.52	1:14.64	2:01.17	2:37.31
10 Barclay, Ben	15	Aberdeen Per	2:37.34	33.60	1:16.67	2:02.86	2:37.34
11 Charles, Luke	15	South Aberde	2:38.16	33.09	1:16.31	2:01.19	2:38.16
12 Robinson, Rayan	14	Aberdeen Per	2:38.49	34.63	1:16.41	2:02.86	2:38.49
13 Christie, Alex	14	Carnegie	2:38.72	34.15	1:17.60	2:00.90	2:38.72
14 Lindsay, Callum	14	Glenrothes	2:40.07	34.88	1:15.13	2:03.37	2:40.07
15 Cairney, Calum	14	Ythan	2:41.42	33.41	1:15.83	2:04.28	2:41.42
16 Hay, Lewis	14	Ythan	2:42.04	32.85	1:14.21	2:02.92	2:42.04
17 Kirkpatrick, Daniel	14	Orkney	2:42.21	32.75	1:15.52	2:05.12	2:42.21
18 Komar, William	14	Aberdeen	2:51.40	40.06	1:23.75	2:12.68	2:51.40
19 Simpson, Owen	14	Aberdeen Per	2:56.10	34.86	1:19.06	2:15.52	2:56.10
--- Smith, Lewis	15	Aberdeen Per	DQ				

Event 101 Boys 16 & Over 200 Metre IM

Name	Age	Club	Time	50	100	150	200
1 Pate, Euan	18	Fins	2:28.46	30.63	1:09.88	1:54.39	2:28.46
*2 Borgstroem, Sigurd O	17	Randaberg	2:17.81	29.40	1:04.82	1:45.89	2:17.81
*2 Heald, Oscar	20	Elgin	2:28.98	28.57	1:07.98	1:51.83	2:28.98
3 Agnew, Callum	16	Aberdeen Per	2:33.91	29.59	1:08.90	1:58.40	2:33.91
*4 Baillie, Lewis	18	Aberdeen Per	2:19.76	29.78	1:06.92	1:46.88	2:19.76
*4 Brooks, Jonathon R	17	Aberdeen Dol	2:34.65	32.54	1:08.89	1:56.60	2:34.65
6 Barnett, Ewan	17	Elgin	2:23.93	29.70	1:05.58	1:49.66	2:23.93
10 Ferguson, Ben	19	South Aberde	2:26.45	29.72	1:06.37	1:52.47	2:26.45

Event 102 Girls 11-13 200 Metre Backstroke

Name	Age	Club	Time	50	100	150	200
1 Hill, Sarah E	12	Aberdeen Dol	2:32.04	34.90	1:13.84	1:54.31	2:32.04
2 Cosens, Elise	13	Tain	2:32.82	36.05	1:14.83	1:53.95	2:32.82
3 Lee, Esme	12	Fins	2:34.65	36.06	1:15.20	1:54.99	2:34.65
4 Ren, Heidi	11	Co Glasgow	2:35.89	36.02	1:15.49	1:56.08	2:35.89
5 Urquhart, Erin	12	Aberdeen Per	2:36.45	36.58	1:16.81	1:57.57	2:36.45
6 Weavers, Hebe	13	Carnegie	2:37.52	36.16	1:15.78	1:57.71	2:37.52
7 Atherton, Lucy	12	Carnegie	2:38.94	37.69	1:19.15	2:01.58	2:38.94
8 Taylor, Lauren	13	Co Glasgow	2:40.29	37.74	1:18.18	1:59.94	2:40.29
9 Gow, Nula	13	Garioch	2:43.13	39.35	1:21.07	2:03.69	2:43.13
10 Faulds, Ayumi	13	Co Glasgow	2:43.87	39.19	1:22.21	2:03.81	2:43.87
11 Watt, Erica	13	Carnegie	2:44.12	37.74	1:20.32	2:02.61	2:44.12
12 Johnston, Lilly	13	Elgin	2:45.99	38.25	1:19.65	2:03.32	2:45.99
13 Larsen, Sara	13	Karmøy	2:46.99	39.05	1:21.16	2:04.76	2:46.99
14 Calder, Lisa-Marie	13	Broch	2:47.05	38.27	1:20.65	2:04.75	2:47.05
15 Gordon, Cara	13	StirlingSwim	2:47.43	40.17	1:23.68	2:05.91	2:47.43
16 Ramsay, Jennifer	13	StirlingSwim	2:47.59	39.20	1:22.39	2:05.46	2:47.59
17 Adair, Sophie	13	South Aberde	2:49.53	37.78	1:21.15	2:06.10	2:49.53
18 Buchan, Phoebe	13	Broch	2:49.64	38.60	1:21.07	2:05.13	2:49.64
19 McAulay, Emma	12	Co Glasgow	2:50.13	39.19	1:22.71	2:07.49	2:50.13
20 Louw, Melana C	13	South Aberde	2:50.59	40.19	1:25.11	2:09.19	2:50.59
21 Strachan, Skye	13	Broch	2:51.32	40.22	1:24.70	2:10.12	2:51.32
22 Hall, Alice	12	South Aberde	2:52.07	41.67	1:26.55	2:11.10	2:52.07
23 MacDonald, Ellen	13	Garioch	2:53.22	39.82	1:23.73	2:08.56	2:53.22
24 Bromham, Megan	13	Inverness	2:53.37	40.41	1:24.64	2:09.69	2:53.37
25 Morrison, Hannah	13	South Aberde	2:53.44	41.45	1:24.95	2:10.57	2:53.44
26 Forker, Ellice	13	Carnegie	2:53.56	39.05	1:23.62	2:09.31	2:53.56
27 Innes, Zara	12	Carnegie	2:54.61	41.04	1:26.49	2:13.13	2:54.61
28 Bristo, Emma	11	Aberdeen Per	2:54.66	39.86	1:25.59	2:11.34	2:54.66
29 Murrison, Rosie	13	Co Glasgow	2:54.73	40.10	1:24.66	2:11.59	2:54.73
30 Gordon, Eva	11	StirlingSwim	2:57.59	41.99	1:28.24	2:15.04	2:57.59

31	Komar, Eleanor	12	Aberdeen	2:57.96	42.45	1:27.70	2:13.27	2:57.96
32	Boyd, Tessa	11	Garioch	2:59.03	41.31	1:27.78	2:14.85	2:59.03
33	Currie, Erin	12	Ythan	2:59.33	41.62	1:27.74	2:14.43	2:59.33
34	Myles, Orla	12	South Aberde	2:59.94	41.93	1:28.37	2:15.07	2:59.94
35	Cowan, Amy	12	Garioch	3:00.77	41.45	1:27.86	2:15.82	3:00.77
36	Low, Katie	12	Glenrothes	3:01.11	41.97	1:28.89	2:15.94	3:01.11
37	Graham, Evie	11	Carnegie	3:01.60	42.01	1:28.04	2:15.12	3:01.60

Event 102 Girls 14-15 200 Metre Backstroke


Name	Age	Club	Time	50	100	150	200	
1	Shand, Holly J	15	Elgin	2:24.50	33.87	1:10.39	1:47.56	2:24.50
2	McMillan, Jacqueline	14	Carnegie	2:24.74	33.34	1:10.65	1:48.07	2:24.74
3	Borgstroem, Ingrid E	15	Randaberg	2:26.93	34.67	1:11.81	1:49.55	2:26.93
4	Perry, Sienna	14	Aberdeen Per	2:33.16	35.83	1:14.36	1:54.59	2:33.16
5	Sutherland, Catriona	15	Elgin	2:33.21	34.79	1:13.56	1:53.24	2:33.21
6	Cheyne, Amira	14	Garioch	2:33.73	36.95	1:16.35	1:55.73	2:33.73
7	Boddie, Catherine	15	Garioch	2:33.94	35.39	1:14.58	1:54.15	2:33.94
8	Coia-Gamble, Kaitlin	14	Inverness	2:36.40	36.64	1:17.76	1:58.01	2:36.40
9	Alexander, Lucy	14	Aberdeen Per	2:36.80	36.56	1:16.75	1:57.49	2:36.80
10	Dempsey, Morven	14	Aberdeen Per	2:39.97	36.41	1:16.74	1:58.78	2:39.97
11	Gourlay, Erin	14	Co Glasgow	2:40.52	37.78	1:18.14	2:00.36	2:40.52
12	Geddes, Kate E	14	Aberdeen Dol	2:41.55	36.69	1:16.85	1:59.28	2:41.55
13	Muirhead, Remi	14	Co Glasgow	2:42.15	37.65	1:19.94	2:01.74	2:42.15
14	Smith, Hannah	14	South Aberde	2:43.96	38.06	1:19.95	2:02.08	2:43.96
15	Ross, Hannah E	14	South Aberde	2:44.05	36.80	1:18.28	2:01.25	2:44.05
16	Munro, Sula	14	South Aberde	2:53.65	41.36	1:25.06	2:10.02	2:53.65

Event 102 Girls 16 & Over 200 Metre Backstroke

Name	Age	Club	Time	50	100	150	200	
1	Miley, Hannah L	29	Aberdeen Per	2:18.97	32.91	1:07.97	1:43.60	2:18.97
2	Adams, Orla L	24	Aberdeen Per	2:20.40	33.62	1:08.88	1:45.30	2:20.40
3	Swanson, Mhairi	19	Aberdeen Per	2:26.05	33.34	1:10.03	1:47.79	2:26.05
4	Alcaras, Alice	18	Aberdeen Per	2:30.58	34.57	1:12.65	1:51.59	2:30.58
5	Fraser, Sarah	17	Aberdeen Per	2:33.20	34.25	1:13.07	1:53.20	2:33.20
6	Jaffrey, Amber	16	Aberdeen Per	2:35.56	35.43	1:14.99	1:56.14	2:35.56
7	Wood, Maree	16	Tain	2:35.82	35.68	1:15.76	1:57.40	2:35.82

Event 103 Boys 11-13 200 Metre Freestyle

Name	Age	Club	Time	50	100	150	200	
1	Gibson, Jake	13	Broch	2:11.92	30.75	1:04.25	1:39.79	2:11.92
2	Storer, William	13	South Aberde	2:14.16	31.17	1:05.22	1:39.52	2:14.16
3	Slessor, Conrad	13	Aberdeen Per	2:14.95	30.83	1:04.95	1:39.60	2:14.95
4	Frøyland-Jensen, Amund	13	Karmøy	2:15.14	30.43	1:04.88	1:40.44	2:15.14
5	Brown, Lucas	13	Elgin	2:17.40	31.14	1:06.59	1:42.88	2:17.40
6	MacDonald, Calvin	12	Aberdeen Per	2:18.70	32.06	1:07.24	1:43.84	2:18.70
7	Mitchell, Cameron	13	St Thomas	2:19.67	31.23	1:07.74	1:45.41	2:19.67
8	Clubb, Finlay M	13	Aberdeen Dol	2:20.52	31.59	1:06.57	1:44.18	2:20.52
9	Dewar, Matthew	13	Carnegie	2:20.73	30.97	1:07.05	1:44.26	2:20.73
10	Vandermeulen, Grier	13	StirlingSwim	2:22.97	31.68	1:09.30	1:47.02	2:22.97
11	Tetlow, Fraser	12	Garioch	2:24.08	33.45	1:10.13	1:47.74	2:24.08
12	Hayes, Ciaran	13	Aberdeen	2:24.82	33.49	1:11.07	1:47.90	2:24.82
13	Grønfor, Christian	13	Karmøy	2:24.89	31.72	1:09.28	1:48.69	2:24.89
14	Mitchell, Kyle	12	Garioch	2:27.65	33.85	1:11.95	1:50.36	2:27.65
15	Sanger, Nathan	13	Peterhead	2:28.26	33.13	1:10.73	1:50.36	2:28.26
16	Lennox, Kieran	12	Aberdeen Per	2:28.42	33.28	1:11.70	1:51.52	2:28.42
17	Wilson, Daniel	13	Step Rock	2:29.17	33.39	1:10.65	1:50.25	2:29.17
18	Hall, Greg	12	Aberdeen Per	2:29.39	34.31	1:13.92	1:53.02	2:29.39



19	Manchev, Lazar	13	Karmøy	2:29.41	34.19	1:13.02	1:52.43	2:29.41
20	Fearn, Dean	11	South Aberde	2:29.86	34.30	1:14.42	1:55.25	2:29.86
21	Mitchell, Jack	13	Aberdeen Per	2:31.98	33.61	1:13.05	1:52.72	2:31.98
22	Wishart, Harris	13	Carnegie	2:32.05	36.13	1:16.50	1:55.74	2:32.05
23	Skakle, Michael	13	Inverleith	2:32.27	35.83	1:15.23	1:55.70	2:32.27
24	Hall, Daniel	12	Aberdeen Per	2:32.47	35.16	1:14.45	1:54.69	2:32.47
25	McVicar, Greig	12	Inverleith	2:33.03	33.33	1:13.36	1:54.62	2:33.03
26	Johnson, Lukas	12	Aberdeen Per	2:34.01	35.27	1:15.26	1:55.84	2:34.01
27	Skinner, Malachi	11	Broch	2:34.33	36.95	1:16.61	1:56.34	2:34.33
28	Gauld, Callum	12	Aberdeen	2:34.89	35.42	1:15.89	1:56.61	2:34.89
29	Thomson, Calum	13	Aberdeen	2:35.37	34.68	1:15.27	1:56.40	2:35.37
30	McLean, Ashton	11	Broch	2:37.09	34.60	1:15.67	1:57.18	2:37.09
31	Sutherland, Joe	12	Buckie	2:39.96	35.42	1:16.49	1:59.25	2:39.96
32	Sullivan, Charlie	12	Carnegie	2:40.65	36.26	1:17.07	2:00.50	2:40.65
33	Ward, Irvine J	12	Aberdeen Dol	2:42.25	36.31	1:18.28	2:01.27	2:42.25
34	Smitton, Andrew	12	South Aberde	2:42.58	35.62	1:16.24	2:00.45	2:42.58
35	Burton, Fraser	12	Orkney	2:43.83	38.01	1:20.87	2:03.46	2:43.83
36	Murphy, Calder	12	Carnegie	2:46.23	37.03	1:20.39	2:03.91	2:46.23
37	Wishart, Ollie	11	Carnegie	2:48.99	39.03	1:23.07	2:07.24	2:48.99
38	Vandermeulen, Logan	11	StirlingSwim	2:49.44	36.24	1:20.12	2:07.74	2:49.44

Event 103 Boys 14-15 200 Metre Freestyle

Name	Age	Club	Time	50	100	150	200	
1	Bakken, Brage Ree	15	Bryne SK	2:04.73	28.09	59.81	1:32.42	2:04.73
2	Taylor, Jon	14	Aberdeen Per	2:06.34	30.62	1:02.35	1:34.92	2:06.34
3	Anderson, Tony	14	Co Glasgow	2:06.94	29.19	1:00.88	1:33.27	2:06.94
4	Brown, Matthew	15	Aberdeen Per	2:07.75	29.96	1:02.59	1:35.43	2:07.75
5	Brown, Ethan	15	St Thomas	2:12.84	31.80	1:06.05	1:39.57	2:12.84
6	Brown, Calvin	15	Elgin	2:13.34	30.52	1:04.58	1:39.08	2:13.34
7	Westre, Ørjan	15	Karmøy	2:13.65	30.52	1:04.51	1:39.49	2:13.65
8	Smyth, Scott	14	Carnegie	2:14.03	30.43	1:03.80	1:39.50	2:14.03
9	Siggins, Darragh	15	Aberdeen Per	2:15.48	30.05	1:04.29	1:40.17	2:15.48
10	Robinson, Rayan	14	Aberdeen Per	2:17.79	31.36	1:06.26	1:43.11	2:17.79
11	Alsos, Elias	15	Karmøy	2:18.76	32.00	1:07.19	1:43.93	2:18.76
12	Sutherland, Ethan	15	South Aberde	2:19.03	31.58	1:07.69	1:44.05	2:19.03
13	Scoular, Scott	15	Aberdeen	2:21.02	30.12	1:05.48	1:42.46	2:21.02
14	Barclay, Ben	15	Aberdeen Per	2:21.39	33.17	1:10.07	1:46.44	2:21.39
15	Wardlaw, Blair	14	Fins	2:22.31	31.58	1:08.75	1:46.50	2:22.31
16	Hall, Joel	15	Aberdeen Per	2:22.74	32.07	1:08.41	1:45.78	2:22.74
17	Komar, William	14	Aberdeen	2:23.23	32.85	1:08.91	1:46.78	2:23.23
18	Charles, Luke	15	South Aberde	2:23.24	32.26	1:08.91	1:46.68	2:23.24
19	Kirkpatrick, Daniel	14	Orkney	2:23.63	31.62	1:07.99	1:46.43	2:23.63
20	Hay, Lewis	14	Ythan	2:26.65	31.96	1:09.48	1:48.31	2:26.65
21	Blair, Cameron	14	Glenrothes	2:27.29	35.14	1:12.62	1:51.50	2:27.29
22	Simpson, Owen	14	Aberdeen Per	2:35.47	34.22	1:12.75	1:54.26	2:35.47



Event 103 Boys 16 & Over 200 Metre Freestyle

Name	Age	Club	Time	50	100	150	200
1 Agnew, Fraser	17	Aberdeen Per	1:56.43	26.75	55.23	1:25.53	1:56.43
2 Barrett, Carl	18	Aberdeen Per	1:59.04	27.39	57.30	1:28.18	1:59.04
3 Stowe, Arran	20	Fins	2:00.24	28.09	57.62	1:29.11	2:00.24
4 Anfinnsen, Viktor	16	Bryne SK	2:02.34	28.79	59.63	1:30.40	2:02.34
5 Munkejord, Stian	17	Karmøy	2:04.56	28.71	1:00.06	1:32.24	2:04.56
6 Borgstroem, Sigurd O	17	Randaberg	2:05.37	29.21	1:00.55	1:33.41	2:05.37
7 Bore, Emil Bjørnsen	16	Bryne SK	2:07.17	29.96	1:01.95	1:34.51	2:07.17
8 Ferguson, Ben	19	South Aberde	2:08.28	27.79	59.46	1:33.48	2:08.28
9 Johnson, Brendan	20	Aberdeen Per	2:12.57	29.01	1:02.54	1:37.69	2:12.57
10 Agnew, Callum	16	Aberdeen Per	2:13.43	30.99	1:05.77	1:41.93	2:13.43
11 Dickson, Craig	17	Elgin	2:14.93	28.59	1:03.12	1:38.80	2:14.93
12 Leifsen, Gustav	16	H S K	2:16.41	30.44	1:05.62	1:40.82	2:16.41

Event 104 Girls 11-13 50 Breaststroke

Name	Age	Club	Time
1 Bain, Sophie	13	Aberdeen Per	34.70
2 Rossebø, Mina	12	Karmøy	36.24
3 Gow, Nula	13	Garioch	36.32
4 Taylor, Erin	13	Fins	36.67
5 Gussing, Madeleine Cecilia	13	Bryne SK	36.89
6 Cosens, Elise	13	Tain	37.66
7 Macdonald, Isla	12	Inverness	37.85
8 Cheshire, Maya	12	Elgin	38.64
9 Watt, Erica	13	Carnegie	39.02
10 Faulds, Ayumi	13	Co Glasgow	39.13
11 Gault, Eilidh	13	Ythan	39.46
12 Cochrane, Ayla	12	Co Glasgow	39.47
13 Murrison, Rosie	13	Co Glasgow	39.51
14 Ligtendag, Faye	13	South Aberde	39.60
15 Goodbrand, Alyssa	12	Ythan	39.70
16 Bruce, Natalie	13	Broch	39.71
17 Reece, Laura L	13	Aberdeen Dol	39.76
18 Zanre-Wilson, Taylor	13	Peterhead	39.95
19 Brown, Darcey	12	St Thomas	40.26
20 Morrison, Hannah	13	South Aberde	40.33
21 Palmer, Nyah M	13	Aberdeen Dol	40.55
22 Cathro, Finlay	13	Glenrothes	40.79
23 Buchan, Phoebe	13	Broch	40.87
24 Ligtendag, Gemma	13	South Aberde	40.88
25 Greig, Megan	12	Aberdeen Per	40.99
26 Bryce, Cara	13	Inverleith	41.40
27 Bamford, Clara	13	South Aberde	41.43
28 Chalmers, Ella	12	Ythan	41.50
29 Bain, Kayla	12	Step Rock	42.13
30 Kay, Sarah	13	South Aberde	42.22
31 Hamer, Emily	12	Nairn	42.23
32 Armit, Holly	13	Fins	42.28
*33 Weavers, Hebe	13	Carnegie	42.44
*33 Kirkbride, Zoe	13	Co Glasgow	42.44
35 Owens, Rebecca	12	Carnegie	42.56
36 Cairney, Fiona	12	Ythan	42.81
37 Urquhart, Erin	12	Aberdeen Per	43.01
38 Montgomery, Tara	13	Carnegie	43.29
39 McKenzie, Emer	13	Co Glasgow	43.42
40 Durringer, Laura A	13	Aberdeen Dol	43.52



41	Kendall, Isabelle	12	StirlingSwim	43.68
*42	Forker, Ellice	13	Carnegie	43.70
*42	Darroch, Rianna	13	Inverness	43.70
44	Simpson, Zara S	12	Orkney	43.76
45	Wright, Josephine	12	Alford Otter	43.99
46	Suttie, Anna	12	Step Rock	44.42
47	Crichton, Iona G	11	Aberdeen Dol	44.56
*48	Cowan, Amy	12	Garioch	44.85
*48	Strachan, Skye	13	Broch	44.85
50	Komar, Eleanor	12	Aberdeen	44.87
51	Payton, Leah	11	Ythan	45.11
52	McDonald, Emily	13	Inverleith	45.16
53	McIntyre, Caitlin	11	Glenrothes	45.63
54	Bromham, Megan	13	Inverness	45.66
55	McPherson, Grace	11	Aberdeen	45.70
56	Fraser, Eden	11	Aberdeen Per	48.11

Event 104 Girls 14-15 50 Metre Breaststroke

	Name	Age	Club	Time
1	Nilsen, Mari	15	H S K	34.46
2	Officer, Georgia	15	Elgin	34.95
3	McGregor, Thanrada	14	Carnegie	36.27
4	Hall, Kailyn	15	Aberdeen Per	36.48
5	Coia-Gamble, Kaitlin	14	Inverness	36.57
6	Schulz, Jessica	14	Nairn	36.79
7	Gussing, Cecilia Diane	14	Bryne SK	37.46
8	Parker, Ellie	14	Monifieth	37.48
9	Glasgow, Aimee	14	Glenrothes	37.90
10	Simpson, Emma	15	Broch	38.03
11	O'Connor, Erin	15	Fins	38.32
12	Ratray, Beth	15	Aberdeen Per	38.47
13	Cheyne, Amira	14	Garioch	38.66
14	Rosie, Caitlin	15	South Aberde	38.67
15	Hay, Katie	14	Inverness	38.79
16	Riach, Jessica	14	Elgin	38.92
17	Macdougall, Ellie Kate	15	Inverness	39.11
18	Bristo, Amy	14	Aberdeen Per	39.64
19	Boddie, Catherine	15	Garioch	40.10
20	McDonald, Lucy	14	Inverleith	41.67
21	Smith, Hannah	14	South Aberde	42.26
22	Lam, Megan	14	Aberdeen Per	42.29
23	Cassidy, Kate	14	Aberdeen Per	42.42
24	Dempsey, Morven	14	Aberdeen Per	42.52
25	Ross, Hannah E	14	South Aberde	42.88

Event 104 Girls 16 & Over 50 Metre Breaststroke

	Name	Age	Club	Time
1	Miley, Hannah L	29	Aberdeen Per	33.16
2	Adams, Orla L	24	Aberdeen Per	33.36
3	Smith, Jasmin	17	Lerwick	33.55
4	Bowie, Rhona M	16	Aberdeen Dol	35.92
5	Magnussen, Kristin Nygård	17	Bryne SK	36.31
6	Tulloch, Katie	17	South Aberde	36.58
7	Wood, Maree	16	Tain	36.73
8	Bain, Alicea	16	Aberdeen Per	36.88
9	Anderson, Devan	18	Aberdeen Per	37.53
10	Murray, Elaine	16	Broch	37.54



11	Wisely, Daisy	16	Inverness	38.16
12	King, Rebecca	17	Glenrothes	38.24
*13	Sutherland, Elle	16	South Aberde	38.55
*13	Riach, Emily	16	Ythan	38.55
15	Jaffrey, Amber	16	Aberdeen Per	38.62
16	Hutcheon, Zoe	18	South Aberde	39.24
17	Grønfur, Victoria	18	Karmøy	39.30
18	Fraser, Sarah	17	Aberdeen Per	40.03
19	Peter, Alexandra	16	Randaberg	40.20

Event 105 Boys 11-13 50 Metre Butterfly

	Name	Age	Club	Time
1	Robertson, Tom A	13	Aberdeen Dol	28.81
2	Storer, William	13	South Aberde	29.18
3	Younger, Adam	13	Glenrothes	30.00
4	Gibson, Jake	13	Broch	30.17
5	Arthur, Cameron	13	Ythan	30.26
6	Slessor, Conrad	13	Aberdeen Per	30.39
7	Clubb, Finlay M	13	Aberdeen Dol	30.98
8	Lennox, Kieran	12	Aberdeen Per	31.26
9	Mitchell, Cameron	13	St Thomas	31.65
10	McMillan, Matthew	12	Carnegie	31.80
11	Fearn, Dean	11	South Aberde	32.11
12	Elrick, Lewis	13	South Aberde	32.49
13	Burr, Layton	13	Aberdeen Per	33.03
14	Clark, Alex	13	Aberdeen Per	33.32
15	Sanger, Nathan	13	Peterhead	33.41
16	Grønfur, Christian	13	Karmøy	33.60
17	Smyth, David	13	Glenrothes	33.64
18	Mitchell, Kyle	12	Garioch	33.94
*19	Paton, Jonny	13	Carnegie	34.21
*19	Frøyland-Jensen, Amund	13	Karmøy	34.21
21	Kennedy, Angus	13	Glenrothes	34.41
22	Wishart, Harris	13	Carnegie	34.52
23	Lorimer, Jack	13	Ythan	34.57
24	Travis, Aaron	12	Aberdeen Dol	34.76
25	Webster, Rory	11	Monifieth	34.93
26	Tetlow, Fraser	12	Garioch	34.98
27	Sharma, Aarush	13	Aberdeen Per	35.18
28	Sutherland, Joe	12	Buckie	35.54
29	Ward, Irvine J	12	Aberdeen Dol	35.61
30	Ratray, Ryan	13	Aberdeen Per	35.91
31	Johnson, Lukas	12	Aberdeen Per	36.34
*32	McLaughlin, Fraser	12	Elgin	36.47
*32	Shulayev-Barnes, Oscar	12	Aberdeen	36.47
34	Ward, Logan	13	Glenrothes	37.25
35	Smith, Archie C	12	Aberdeen Dol	37.79
36	Smitton, Andrew	12	South Aberde	37.95
37	Gauld, Callum	12	Aberdeen	38.29
38	Vandermeulen, Logan	11	StirlingSwim	38.40
39	Shulayev-Barnes, Henry	11	Aberdeen	38.55
40	Muir, Lewis	11	Carnegie	38.81
41	Brown, Martyn	12	Aberdeen Per	39.37
42	Stewart, Fraser	12	Step Rock	40.46
43	Burton, Fraser	12	Orkney	41.30
44	Low, Finlay	12	Ythan	41.46


Event 105 Boys 14-15 50 Metre Butterfly

	Name	Age	Club	Time
1	Jøntvedt, Jon	15	Bryne SK	26.93
2	Bakken, Brage Ree	15	Bryne SK	27.29
3	Travis, Cameron	15	Aberdeen Per	27.51
4	Lumsden, Kerr	15	Monifieth	28.07
5	Brown, Ethan	15	St Thomas	28.34
6	Montgomery, Ben	15	Carnegie	28.57
7	Klungland, Simen Klausen	14	Bryne SK	28.65
8	Harrison, Sam	14	Carnegie	29.30
9	Duncan, Ryan	15	St Thomas	29.36
10	Brechenser, Kieran M	14	Aberdeen Dol	29.50
11	Siggins, Darragh	15	Aberdeen Per	29.57
12	Ward, Logan J	14	Aberdeen Dol	29.87
13	Smyth, Scott	14	Carnegie	30.05
14	Anderson, Tony	14	Co Glasgow	30.18
15	Stewart, Robert	14	Co Glasgow	30.25
16	Alexander, Ross	15	South Aberde	30.42
17	Brodie, Andrew I	14	Aberdeen Dol	30.85
18	Smith, Lewis	15	Aberdeen Per	30.98
19	Hay, Finlay	14	Carnegie	31.13
*20	Cairney, Calum	14	Ythan	31.21
*20	Simpson, Owen	14	Aberdeen Per	31.21
22	Alsos, Elias	15	Karmøy	31.31
23	Barclay, Ben	15	Aberdeen Per	31.46
24	Hall, Joel	15	Aberdeen Per	32.07
25	Christie, Alex	14	Carnegie	32.26
26	Kirkpatrick, Daniel	14	Orkney	33.08
27	McWhirr-Merry, Ben	14	Alford Otter	34.86

Event 105 Boys 16 & Over 50 Metre Butterfly

	Name	Age	Club	Time
1	Bryce, Robert A	24	Aberdeen Dol	25.08
2	Swinney, Gregor	21	Co Glasgow	25.37
3	Tobiassen, Mats Fjogstad	16	Bryne SK	25.44
4	Grønfor, Aleksander	16	Karmøy	26.14
5	Agnew, Fraser	17	Aberdeen Per	26.38
6	Betout, Youssef	19	Co Glasgow	26.93
7	Taylor, James	16	Aberdeen	27.52
8	Johnson, Brendan	20	Aberdeen Per	27.58
9	Heald, Oscar	20	Elgin	27.88
10	Dickson, Craig	17	Elgin	27.89
11	Neally, Ross	19	Co Glasgow	28.21
12	Agnew, Callum	16	Aberdeen Per	28.87
13	Ferguson, Chris J	37	Aberdeen Dol	28.93
14	Coueslant, Archie C	16	Aberdeen Dol	29.31
15	Johnson, Ross	16	South Aberde	29.33
16	Stowe, Arran	20	Fins	29.57
17	Harrold, Angus	16	South Aberde	29.86
18	Weir, Lucas	16	Nairn	29.91



Event 106 Girls 11-13 100 Metre Butterfly

Name	Age	Club	Time		
1 Taylor, Erin	13	Fins	1:09.97	32.91	1:09.97
2 Ren, Heidi	11	Co Glasgow	1:12.71	33.12	1:12.71
3 Gussing, Madeleine Cecilia	13	Bryne SK	1:12.95	33.81	1:12.95
4 Campbell, Katy A	13	Aberdeen Dol	1:13.20	33.12	1:13.20
5 Cathro, Finlay	13	Glenrothes	1:13.85	33.89	1:13.85
6 Macdonald, Isla	12	Inverness	1:14.51	35.07	1:14.51
7 Louw, Melana C	13	South Aberde	1:15.77	35.90	1:15.77
8 Urquhart, Erin	12	Aberdeen Per	1:16.79	37.03	1:16.79
9 Gault, Eilidh	13	Ythan	1:17.39	35.50	1:17.39
10 Cheshire, Maya	12	Elgin	1:17.54	36.16	1:17.54
11 Gow, Nula	13	Garioch	1:17.83	36.10	1:17.83
12 Lee, Esme	12	Fins	1:17.99	35.70	1:17.99
13 Taylor, Lauren	13	Co Glasgow	1:18.69	35.27	1:18.69
14 Ligtendag, Faye	13	South Aberde	1:19.19	35.03	1:19.19
15 Ramsay, Jennifer	13	StirlingSwim	1:19.42	36.31	1:19.42
16 Goodbrand, Alyssa	12	Ythan	1:20.45	36.86	1:20.45
17 Ligtendag, Gemma	13	South Aberde	1:21.42	37.27	1:21.42
18 Greig, Megan	12	Aberdeen Per	1:23.47	39.01	1:23.47
19 Denny, Ellen	11	Garioch	1:23.75	37.90	1:23.75
20 Suttie, Anna	12	Step Rock	1:25.42	38.16	1:25.42
21 Bromham, Megan	13	Inverness	1:26.15	37.93	1:26.15
22 Myles, Orla	12	South Aberde	1:27.51	40.46	1:27.51
23 Cowan, Amy	12	Garioch	1:28.50	41.71	1:28.50
24 Buchan, Phoebe	13	Broch	1:28.96	40.54	1:28.96
25 Currie, Erin	12	Ythan	1:30.45	41.02	1:30.45
26 Darroch, Rianna	13	Inverness	1:34.20	42.26	1:34.20

Event 106 Girls 14-15 100 Metre Butterfly

Name	Age	Club	Time		
1 Slessor, Anya	15	Aberdeen Per	1:04.62	30.17	1:04.62
2 Shand, Holly J	15	Elgin	1:07.00	30.97	1:07.00
3 McMillan, Jacqueline	14	Carnegie	1:08.24	31.64	1:08.24
4 Yule, Isla	14	South Aberde	1:08.50	31.55	1:08.50
5 Vestre, Helene O	15	H S K	1:08.92	31.88	1:08.92
6 Simpson, Holly	15	Aberdeen Per	1:08.98	32.10	1:08.98
7 Boddie, Catherine	15	Garioch	1:09.71	32.30	1:09.71
8 Gussing, Cecilia Diane	14	Bryne SK	1:10.16	32.55	1:10.16
9 Cheyne, Amira	14	Garioch	1:11.96	34.37	1:11.96
10 Urquhart, Charlie	14	Carnegie	1:12.49	33.36	1:12.49
11 McGregor, Thanrada	14	Carnegie	1:12.91	33.75	1:12.91
12 Officer, Georgia	15	Elgin	1:13.28	33.37	1:13.28
13 Glasgow, Aimee	14	Glenrothes	1:13.48	33.54	1:13.48
14 Cassidy, Kate	14	Aberdeen Per	1:13.70	34.64	1:13.70
15 Rosie, Caitlin	15	South Aberde	1:14.20	33.69	1:14.20
16 McDonald, Lucy	14	Inverleith	1:15.01	34.80	1:15.01
17 Riach, Jessica	14	Elgin	1:16.25	36.08	1:16.25
18 Smith, Hannah	14	South Aberde	1:16.88	35.86	1:16.88
19 Allan, Laura	14	Garioch	1:20.81	35.84	1:20.81



Event 106 Girls 16 & Over 100 Metre Butterfly

Name	Age	Club	Time	50	100
1 Perry, Yasmin	18	Aberdeen Per	1:02.54	29.03	1:02.54
2 Miley, Hannah L	29	Aberdeen Per	1:03.85	30.52	1:03.85
3 Taylor, Katie	18	Co Glasgow	1:05.40	30.67	1:05.40
4 Adams, Orla L	24	Aberdeen Per	1:05.66	30.96	1:05.66
5 Murray, Elaine	16	Broch	1:07.88	31.76	1:07.88
6 Leifsen, Ingrid	17	H S K	1:08.63	30.85	1:08.63
7 Hutcheon, Zoe	18	South Aberde	1:08.71	31.64	1:08.71
8 Bain, Katie	18	Aberdeen Per	1:10.72	31.99	1:10.72
9 Newlands, Georgie	16	Elgin	1:12.85	32.88	1:12.85
10 Børseth, Mari	18	H S K	1:14.55	34.14	1:14.55
11 Magnussen, Kristin Nygård	17	Bryne SK	1:14.90	34.04	1:14.90

Event 107 Boys 11-13 100 Metre Backstroke

Name	Age	Club	Time	50	100
1 Brown, Lucas	13	Elgin	1:08.01	32.76	1:08.01
2 Storer, William	13	South Aberde	1:08.53	32.83	1:08.53
3 MacDonald, Calvin	12	Aberdeen Per	1:09.90	34.23	1:09.90
4 Arthur, Cameron	13	Ythan	1:10.52	35.17	1:10.52
5 Vandermeulen, Grier	13	StirlingSwim	1:11.66	33.88	1:11.66
6 Wood, Jacob	13	Elgin	1:11.69	34.89	1:11.69
7 Slessor, Conrad	13	Aberdeen Per	1:14.19	36.15	1:14.19
8 Burr, Layton	13	Aberdeen Per	1:14.85	36.83	1:14.85
9 Dewar, Matthew	13	Carnegie	1:15.35	35.97	1:15.35
10 Fearn, Dean	11	South Aberde	1:15.46	35.58	1:15.46
11 Younger, Adam	13	Glenrothes	1:16.10	37.95	1:16.10
12 Hayes, Ciaran	13	Aberdeen	1:16.61	37.22	1:16.61
13 Mitchell, Kyle	12	Garioch	1:17.11	37.64	1:17.11
14 Gorczynski, Liam	11	Monifieth	1:17.24	37.54	1:17.24
15 Mitchell, Jack	13	Aberdeen Per	1:18.29	38.74	1:18.29
16 Jackson, Logan	12	Aberdeen Per	1:18.73	38.58	1:18.73
*17 McVicar, Greig	12	Inverleith	1:19.31	38.45	1:19.31
*17 Sanger, Nathan	13	Peterhead	1:19.31	37.89	1:19.31
19 Gray, Ben	13	Inverleith	1:19.50	38.43	1:19.50
20 Lorimer, Jack	13	Ythan	1:19.62	38.37	1:19.62
21 Johnson, Lukas	12	Aberdeen Per	1:19.67	39.29	1:19.67
22 Paton, Jonny	13	Carnegie	1:20.16	39.68	1:20.16
23 Webster, Rory	11	Monifieth	1:20.38	39.68	1:20.38
24 Tetlow, Fraser	12	Garioch	1:20.48	39.71	1:20.48
25 Lister, Cameron	13	Carnegie	1:20.52	39.85	1:20.52
26 Wishart, Harris	13	Carnegie	1:20.62	40.76	1:20.62
27 Thomson, Calum	13	Aberdeen	1:21.14	39.55	1:21.14
28 Travis, Aaron	12	Aberdeen Dol	1:21.32	40.57	1:21.32
29 Smith, Archie C	12	Aberdeen Dol	1:21.59	39.99	1:21.59
30 Skakle, Michael	13	Inverleith	1:22.67	41.04	1:22.67
31 Wilson, Daniel	13	Step Rock	1:22.72	40.65	1:22.72
32 Weavers, Ollie	11	Carnegie	1:22.97	40.80	1:22.97
33 Shulayev-Barnes, Oscar	12	Aberdeen	1:23.01	40.57	1:23.01
34 Smifton, Andrew	12	South Aberde	1:23.16	40.45	1:23.16
35 McLean, Ashton	11	Broch	1:23.18	40.18	1:23.18
36 Hall, Greg	12	Aberdeen Per	1:23.60	40.95	1:23.60
37 Brown, Rowan	11	Elgin	1:23.89	39.47	1:23.89
38 Hall, Daniel	12	Aberdeen Per	1:24.04	40.40	1:24.04
39 Sharma, Aarush	13	Aberdeen Per	1:24.19	41.44	1:24.19
40 Ward, Logan	13	Glenrothes	1:24.58	42.39	1:24.58
41 Smith, Callum	13	Peterhead	1:24.59	41.16	1:24.59



42	Sullivan, Charlie	12	Carnegie	1:25.88	42.51	1:25.88
43	Gauld, Callum	12	Aberdeen	1:26.89	42.81	1:26.89
44	Muir, Lewis	11	Carnegie	1:27.51	42.42	1:27.51
45	Burton, Fraser	12	Orkney	1:27.65	42.45	1:27.65
46	Geary, Rowan	12	Step Rock	1:28.33	41.51	1:28.33
47	Scally, Logan	11	Aberdeen Per	1:28.85	43.03	1:28.85
48	Wishart, Ollie	11	Carnegie	1:29.70	44.23	1:29.70
49	Maciver, Ruaridh	11	Aberdeen	1:29.72	43.91	1:29.72
50	Murphy, Calder	12	Carnegie	1:29.76	43.00	1:29.76

Event 107 Boys 14-15 100 Metre Backstroke

Name	Age	Club	Time	50	100	
1	Lumsden, Kerr	15	Monifieth	1:01.90	30.11	1:01.90
2	Travis, Cameron	15	Aberdeen Per	1:02.31	31.20	1:02.31
3	Klungland, Simen Klausen	14	Bryne SK	1:06.46	32.51	1:06.46
4	King, Ryan	14	Glenrothes	1:07.86	33.32	1:07.86
5	Brown, Matthew	15	Aberdeen Per	1:08.35	33.33	1:08.35
6	Brown, Calvin	15	Elgin	1:08.77	33.27	1:08.77
7	Brechenser, Kieran M	14	Aberdeen Dol	1:09.06	33.69	1:09.06
8	Westre, Ørjan	15	Karmoy	1:11.15	34.20	1:11.15
9	Wardlaw, Blair	14	Fins	1:11.54	34.56	1:11.54
10	Brodie, Andrew I	14	Aberdeen Dol	1:12.05	34.85	1:12.05
11	Sutherland, Ethan	15	South Aberde	1:12.31	35.46	1:12.31
12	Siggins, Darragh	15	Aberdeen Per	1:12.52	34.61	1:12.52
13	Smith, Lewis	15	Aberdeen Per	1:12.78	34.57	1:12.78
14	Hay, Lewis	14	Ythan	1:14.29	35.51	1:14.29
15	Hall, Joel	15	Aberdeen Per	1:16.15	36.37	1:16.15
16	Cairney, Calum	14	Ythan	1:16.31	36.56	1:16.31
17	Robinson, Rayan	14	Aberdeen Per	1:16.41	37.15	1:16.41
18	Blair, Cameron	14	Glenrothes	1:17.25	37.79	1:17.25
19	Kirkpatrick, Daniel	14	Orkney	1:18.14	38.15	1:18.14
20	Komar, William	14	Aberdeen	1:20.97	38.44	1:20.97
21	Simpson, Owen	14	Aberdeen Per	1:21.58	39.21	1:21.58

Event 107 Boys 16 & Over 100 Metre Backstroke

Name	Age	Club	Time	50	100	
1	Tobiassen, Mats Fjogstad	16	Bryne SK	1:01.67	29.61	1:01.67
2	Barrett, Carl	18	Aberdeen Per	1:02.39	30.61	1:02.39
3	Agnew, Fraser	17	Aberdeen Per	1:04.66	31.93	1:04.66
4	Grønfur, Aleksander	16	Karmoy	1:04.81	31.56	1:04.81
5	Barnett, Ewan	17	Elgin	1:05.60	31.20	1:05.60
6	Coueslant, Archie C	16	Aberdeen Dol	1:06.18	32.86	1:06.18
7	Taylor, James	16	Aberdeen	1:06.76	32.39	1:06.76
8	Harrold, Angus	16	South Aberde	1:06.79	32.30	1:06.79
9	Brooks, Jonathon R	17	Aberdeen Dol	1:07.43	31.81	1:07.43
10	Johnson, Brendan	20	Aberdeen Per	1:07.58	32.67	1:07.58
11	Leifsen, Gustav	16	H S K	1:08.18	32.38	1:08.18




Event 108 Girls 11-13 400 Metre Freestyle

Name	Age	Club	Time	50	100	150	200	250	300	350	400
1 Larsen, Sara	13	Karmoy	4:48.73	33.38	1:09.00	1:44.97	2:21.93	2:58.84	3:36.23	4:12.59	4:48.73
2 Krawiec, Kaja	13	Karmoy	4:51.19	32.58	1:08.32	1:45.41	2:22.87	3:00.41	3:37.87	4:15.25	4:51.19
3 Gordon, Cara	13	StirlingSwim	4:56.73	35.48	1:13.83	1:51.12	2:28.54	3:06.17	3:43.82	4:21.40	4:56.73
4 Nygård, Sanne	13	Bryne SK	5:00.21	34.07	1:11.15	1:48.93	2:27.21	3:05.52	3:43.90	4:22.34	5:00.21
5 Gow, Nula	13	Garioch	5:00.25	34.82	1:12.06	1:50.43	2:29.33	3:07.65	3:46.68	4:24.79	5:00.25
6 Nikelis, Haide	12	Karmoy	5:00.92	33.51	1:11.08	1:49.33	2:28.01	3:06.45	3:45.16	4:23.75	5:00.92
7 Bruce, Natalie	13	Broch	5:02.53	33.35	1:11.02	1:50.55	2:30.46	3:08.50	3:47.69	4:26.30	5:02.53
8 Atherton, Lucy	12	Carnegie	5:05.40	33.93	1:13.01	1:51.29	2:31.64	3:10.59	3:50.33	4:28.37	5:05.40
9 Calder, Lisa-Marie	13	Broch	5:06.28	33.75	1:12.66	1:52.10	2:32.40	3:11.86	3:51.84	4:29.73	5:06.28
10 Cochrane, Ayla	12	Co Glasgow	5:07.06	34.75	1:13.71	1:53.54	2:33.42	3:12.22	3:51.89	4:30.14	5:07.06
11 Faulds, Yuki	13	Co Glasgow	5:11.68	35.04	1:14.37	1:53.41	2:34.10	3:13.60	3:53.91	4:33.41	5:11.68
12 MacDonald, Ellen	13	Garioch	5:13.07	34.61	1:13.64	1:53.19	2:33.62	3:13.75	3:54.35	4:34.33	5:13.07
13 Kirkbride, Zoe	13	Co Glasgow	5:14.44	37.04	1:17.53	1:58.82	2:40.10	3:19.55	3:59.58	4:37.67	5:14.44
14 McAulay, Emma	12	Co Glasgow	5:15.32	35.66	1:15.77	1:55.89	2:37.28	3:17.23	3:58.66	4:37.10	5:15.32
15 Weavers, Hebe	13	Carnegie	5:17.19	35.05	1:12.86	1:52.86	2:33.08	3:14.56	3:55.83	4:37.49	5:17.19
16 Brown, Darcey	12	St Thomas	5:17.54	35.12	1:14.03	1:55.07	2:35.78	3:17.23	3:58.40	4:39.03	5:17.54
17 Morrison, Hannah	13	South Aberde	5:19.85	36.85	1:17.83	1:59.72	2:41.06	3:22.58	4:03.23	4:44.36	5:19.85
18 Bamford, Clara	13	South Aberde	5:23.21	36.13	1:16.66	1:58.53	2:40.54	3:22.50	4:04.15	4:46.10	5:23.21
19 Buchan, Phoebe	13	Broch	5:25.22	36.93	1:18.90	2:02.06	2:44.42	3:25.87	4:07.06	4:47.09	5:25.22
20 Forker, Ellice	13	Carnegie	5:28.25	35.55	1:15.70	1:57.51	2:39.91	3:21.94	4:04.43	4:46.55	5:28.25
21 Owens, Rebecca	12	Carnegie	5:34.84	37.78	1:19.45	2:01.85	2:44.87	3:27.97	4:11.06	4:53.23	5:34.84
22 Gordon, Eva	11	StirlingSwim	5:40.17	36.76	1:19.41	2:02.99	2:46.14	3:30.96	4:14.63	4:58.93	5:40.17
23 Strachan, Skye	13	Broch	5:41.89	38.54	1:22.56	2:06.45	2:50.44	3:35.06	4:19.21	5:02.63	5:41.89
24 Myles, Orla	12	South Aberde	5:57.70	38.15	1:22.51	2:07.68	2:53.64	3:39.52	4:26.17	5:12.24	5:57.70

Event 108 Girls 14-15 400 Metre Freestyle

Name	Age	Club	Time	50	100	150	200	250	300	350	400
1 Hall, Kailyn	15	Aberdeen Per	4:28.51	30.11	1:03.51	1:36.99	2:11.44	2:46.03	3:20.62	3:54.93	4:28.51
2 Perry, Sienna	14	Aberdeen Per	4:46.71	32.86	1:08.62	1:45.25	2:22.01	2:58.98	3:35.75	4:12.07	4:46.71
3 Nilsen, Mari	15	H S K	4:48.71	32.25	1:07.39	1:43.38	2:20.99	2:57.80	3:35.31	4:12.02	4:48.71
4 Boddie, Catherine	15	Garioch	4:49.89	32.64	1:08.20	1:45.60	2:22.23	2:59.77	3:36.67	4:14.48	4:49.89
5 Yule, Isla	14	South Aberde	4:50.21	32.45	1:08.08	1:44.24	2:21.53	2:58.33	3:36.05	4:13.51	4:50.21
6 Simpson, Holly	15	Aberdeen Per	4:51.64	33.14	1:09.50	1:46.66	2:24.26	3:01.24	3:38.49	4:15.55	4:51.64
7 Alexander, Lucy	14	Aberdeen Per	4:56.44	34.22	1:12.43	1:50.40	2:28.62	3:06.07	3:43.82	4:20.89	4:56.44
8 Gourlay, Erin	14	Co Glasgow	4:57.62	33.39	1:10.84	1:47.62	2:25.80	3:04.20	3:42.71	4:21.55	4:57.62
9 Sutherland, Catriona	15	Elgin	4:59.15	33.10	1:10.04	1:47.73	2:26.23	3:04.65	3:43.39	4:22.00	4:59.15
10 Østerhus, Kristina	14	Karmoy	5:01.38	34.83	1:12.38	1:50.88	2:29.17	3:08.08	3:46.17	4:24.77	5:01.38
11 Cheyne, Amira	14	Garioch	5:01.62	35.00	1:13.74	1:52.56	2:31.45	3:09.81	3:48.12	4:25.83	5:01.62
12 Ross, Hannah E	14	South Aberde	5:03.22	33.35	1:11.14	1:49.72	2:28.88	3:07.70	3:47.63	4:26.28	5:03.22
13 Cassidy, Kate	14	Aberdeen Per	5:04.41	34.86	1:12.91	1:52.25	2:31.85	3:11.03	3:50.09	4:28.98	5:04.41
14 McGregor, Thanrada	14	Carnegie	5:06.12	34.55	1:11.35	1:49.83	2:28.33	3:08.42	3:48.73	4:28.44	5:06.12
15 Smith, Hannah	14	South Aberde	5:08.41	35.14	1:13.09	1:52.40	2:31.41	3:11.18	3:51.26	4:31.16	5:08.41
16 Dempsey, Morven	14	Aberdeen Per	5:14.50	32.93	1:10.98	1:49.93	2:31.18	3:11.56	3:53.31	4:33.82	5:14.50



Event 108 Girls 16 & Over 400 Metre Freestyle

	Name	Age	Club	Time								
1	Miley, Hannah L	29	Aberdeen Per	4:20.29	30.13	1:02.83	1:35.85	2:08.65	2:41.37	3:14.15	3:47.39	4:20.29
2	Storstein, Maria	18	Karmoy	4:28.02	31.63	1:04.33	1:38.38	2:12.16	2:46.89	3:20.74	3:55.39	4:28.02
3	Taylor, Katie	18	Co Glasgow	4:30.22	31.98	1:06.04	1:40.11	2:14.39	2:48.46	3:22.99	3:57.16	4:30.22
4	Alcaras, Alice	18	Aberdeen Per	4:30.28	32.00	1:06.07	1:41.15	2:15.50	2:49.95	3:24.12	3:58.24	4:30.28
5	Borgstroem, Oda K	19	Randaberg	4:36.19	31.30	1:05.72	1:40.48	2:15.41	2:50.36	3:25.95	4:01.28	4:36.19
6	Lawrie, Brooke	18	Nairn	4:44.02	31.57	1:06.09	1:42.60	2:18.47	2:55.24	3:31.23	4:08.27	4:44.02
7	Stangeland, Ingeborg Muri	18	Bryne SK	4:44.33	32.34	1:08.03	1:44.05	2:21.06	2:57.14	3:33.91	4:09.52	4:44.33
8	Reid, Rebecca	17	Aberdeen	4:45.81	30.83	1:05.29	1:41.23	2:17.91	2:55.03	3:32.11	4:09.26	4:45.81
9	Sutherland, Elle	16	South Aberde	4:57.05	33.03	1:10.11	1:47.23	2:25.44	3:03.26	3:42.35	4:20.26	4:57.05
10	Wisely, Daisy	16	Inverness	4:58.02	33.05	1:09.19	1:47.76	2:26.16	3:03.59	3:41.81	4:21.40	4:58.02



Event 201 Girls 11-13 200 Metre Breaststroke

Name	Age	Club	Time	50	100	150	200
1 Bain, Sophie	13	Aberdeen Per	2:42.54	35.71	1:16.84	1:59.15	2:42.54
2 Taylor, Erin	13	Fins	2:48.30	39.30	1:22.74	2:06.65	2:48.30
3 Gow, Nula	13	Garioch	2:53.59	38.22	1:22.17	2:08.53	2:53.59
4 Rossebø, Mina	12	Karmøy	2:54.66	39.91	1:25.12	2:10.77	2:54.66
5 Gussing, Madeleine Cecilia	13	Bryne SK	2:55.09	39.50	1:22.28	2:09.15	2:55.09
6 Hill, Sarah E	12	Aberdeen Dol	2:59.03	41.40	1:28.55	2:14.58	2:59.03
7 Larsen, Sara	13	Karmøy	3:01.29	42.58	1:28.13	2:14.96	3:01.29
8 Macdonald, Isla	12	Inverness	3:03.15	40.63	1:27.78	2:16.04	3:03.15
9 Gault, Eilidh	13	Ythan	3:03.70	42.28	1:28.74	2:17.61	3:03.70
10 Reece, Laura L	13	Aberdeen Dol	3:03.76	39.96	1:26.45	2:14.10	3:03.76
11 Goodbrand, Alyssa	12	Ythan	3:04.27	43.28	1:28.93	2:18.03	3:04.27
12 Zanre-Wilson, Taylor	13	Peterhead	3:06.46	41.51	1:30.01	2:18.57	3:06.46
13 Bryce, Cara	13	Inverleith	3:06.96	44.06	1:32.56	2:20.73	3:06.96
14 Lee, Esme	12	Fins	3:08.20	42.90	1:31.03	2:18.84	3:08.20
15 Ligtendag, Faye	13	South Aberde	3:08.74	41.84	1:30.71	2:19.94	3:08.74
16 Murrison, Rosie	13	Co Glasgow	3:09.67	43.08	1:33.62	2:21.74	3:09.67
17 Ligtendag, Gemma	13	South Aberde	3:09.71	44.23	1:32.44	2:23.19	3:09.71
18 Cochran, Ayla	12	Co Glasgow	3:10.06	43.22	1:32.19	2:22.72	3:10.06
19 Cheshire, Maya	12	Elgin	3:11.06	42.26	1:32.27	2:21.06	3:11.06
20 Atherton, Lucy	12	Carnegie	3:12.53	44.02	1:34.82	2:25.21	3:12.53
21 Chalmers, Ella	12	Ythan	3:15.23	44.80	1:37.36	2:27.32	3:15.23
22 Bruce, Natalie	13	Broch	3:15.77	44.42	1:35.43	2:26.32	3:15.77
23 McKenzie, Emer	13	Co Glasgow	3:17.47	46.46	1:38.05	2:29.84	3:17.47
24 Greig, Megan	12	Aberdeen Per	3:18.69	47.42	1:37.48	2:30.39	3:18.69
25 Owens, Rebecca	12	Carnegie	3:20.81	45.58	1:36.10	2:27.73	3:20.81
26 Bamford, Clara	13	South Aberde	3:23.40	43.61	1:37.15	2:30.51	3:23.40
27 Payton, Leah	11	Ythan	3:23.89	45.34	1:38.84	2:31.70	3:23.89
28 Hamer, Emily	12	Nairn	3:24.25	44.23	1:37.58	2:31.14	3:24.25
29 Bain, Kayla	12	Step Rock	3:25.06	48.43	1:40.18	2:34.01	3:25.06
30 Forker, Ellice	13	Carnegie	3:26.28	45.93	1:39.51	2:32.92	3:26.28
31 Graham, Evie	11	Carnegie	3:30.78	49.50	1:42.33	2:36.84	3:30.78
32 Komar, Eleanor	12	Aberdeen	3:30.90	47.60	1:42.92	2:36.34	3:30.90
33 Wright, Josephine	12	Alford Otter	3:33.45	48.30	1:44.09	2:39.86	3:33.45
34 Low, Katie	12	Glenrothes	3:33.49	50.42	1:44.28	2:40.58	3:33.49
35 Ross, Eve	12	Nairn	3:34.76	47.08	1:43.87	2:37.68	3:34.76
36 Myles, Orla	12	South Aberde	3:39.10	48.96	1:44.53	2:41.43	3:39.10

Event 201 Girls 14-15 200 Metre Breaststroke

Name	Age	Club	Time	50	100	150	200
1 Hall, Kailyn	15	Aberdeen Per	2:47.45	38.22	1:22.35	2:04.92	2:47.45
2 Coia-Gamble, Kaitlin	14	Inverness	2:52.67	38.99	1:24.40	2:08.61	2:52.67
3 Officer, Georgia	15	Elgin	2:52.69	38.39	1:22.57	2:06.92	2:52.69
4 Schulz, Jessica	14	Nairn	2:52.90	39.60	1:24.25	2:08.68	2:52.90
5 Gussing, Cecilia Diane	14	Bryne SK	2:56.16	39.27	1:23.55	2:08.85	2:56.16
6 Cheyne, Amira	14	Garioch	2:57.58	41.14	1:26.56	2:12.53	2:57.58
7 Riach, Jessica	14	Elgin	3:00.23	40.73	1:26.56	2:12.24	3:00.23
8 McGregor, Thanrada	14	Carnegie	3:00.29	41.39	1:28.34	2:14.74	3:00.29
9 Phillips, Natasha	14	St Thomas	3:01.53	41.36	1:26.42	2:14.81	3:01.53
10 Boddie, Catherine	15	Garioch	3:03.95	40.42	1:27.85	2:15.31	3:03.95
11 Simpson, Holly	15	Aberdeen Per	3:05.48	41.89	1:30.05	2:17.41	3:05.48
12 Rattray, Beth	15	Aberdeen Per	3:09.86	41.36	1:29.68	2:19.57	3:09.86
13 Bristo, Amy	14	Aberdeen Per	3:10.63	43.63	1:31.11	2:20.08	3:10.63
14 Macdougall, Ellie Kate	15	Inverness	3:12.17	43.96	1:32.83	2:24.77	3:12.17
15 Broughton, Holly	14	South Aberde	3:15.60	44.04	1:33.54	2:24.25	3:15.60
16 Lam, Megan	14	Aberdeen Per	3:20.83	44.96	1:37.31	2:29.24	3:20.83


Event 201 Girls 16 & Over 200 Metre Breaststroke

Name	Age	Club	Time	50	100	150	200
1 Adams, Orla L	24	Aberdeen Per	2:38.51	37.29	1:17.26	1:58.36	2:38.51
2 Smith, Jasmin	17	Lerwick	2:52.76	39.35	1:23.34	2:11.92	2:52.76
3 Magnussen, Kristin Nygård	17	Bryne SK	2:54.13	38.47	1:21.18	2:07.71	2:54.13
4 Jaffrey, Amber	16	Aberdeen Per	2:58.69	40.41	1:26.78	2:13.20	2:58.69
5 Wisely, Daisy	16	Inverness	3:00.85	39.85	1:26.07	2:13.37	3:00.85
6 King, Rebecca	17	Glenrothes	3:02.82	41.48	1:27.61	2:16.00	3:02.82
7 Riach, Emily	16	Ythan	3:03.65	41.19	1:27.78	2:16.71	3:03.65

Event 202 Boys 11-13 200 Metre Butterfly

Name	Age	Club	Time	50	100	150	200
1 McMillan, Matthew	12	Carnegie	2:26.75	34.13	1:12.31	1:51.54	2:26.75
2 Robertson, Tom A	13	Aberdeen Dol	2:28.60	32.75	1:11.04	1:50.40	2:28.60
3 Lennox, Kieran	12	Aberdeen Per	2:33.85	34.49	1:14.92	1:56.31	2:33.85
4 Mitchell, Kyle	12	Garioch	2:37.15	35.45	1:15.05	1:56.53	2:37.15
5 Slessor, Conrad	13	Aberdeen Per	2:40.64	32.56	1:13.41	1:56.47	2:40.64
6 Tetlow, Fraser	12	Garioch	2:44.35	35.67	1:16.68	2:00.38	2:44.35
7 Clubb, Finlay M	13	Aberdeen Dol	2:44.59	35.03	1:18.00	2:02.03	2:44.59
8 Wishart, Harris	13	Carnegie	2:55.80	38.23	1:23.85	2:08.54	2:55.80
9 Hayes, Ciaran	13	Aberdeen	2:59.22	39.13	1:25.39	2:12.18	2:59.22
10 Skinner, Malachi	11	Broch	3:02.27	41.79	1:27.97	2:17.54	3:02.27
11 Jackson, Logan	12	Aberdeen Per	3:17.60	40.24	1:31.43	2:23.74	3:17.60
--- Webster, Rory	11	Monifieth	DQ				
--- Elrick, Lewis	13	South Aberde	DNF		2:07.63		

Event 202 Boys 14-15 200 Metre Butterfly

Name	Age	Club	Time	50	100	150	200
1 Jøntvedt, Jon	15	Bryne SK	2:08.50	28.39	1:01.31	1:35.28	2:08.50
2 Travis, Cameron	15	Aberdeen Per	2:18.70	30.55	1:07.29	1:43.73	2:18.70
3 Lumsden, Kerr	15	Monifieth	2:22.62	30.93	1:09.41	1:46.85	2:22.62
4 Taylor, Jon	14	Aberdeen Per	2:24.74	31.79	1:09.00	1:46.53	2:24.74
5 Montgomery, Ben	15	Carnegie	2:25.09	31.48	1:07.48	1:45.37	2:25.09
6 Smyth, Scott	14	Carnegie	2:33.36	32.82	1:12.41	1:52.70	2:33.36
7 Brechenser, Kieran M	14	Aberdeen Dol	2:34.26	31.76	1:09.46	1:50.66	2:34.26
8 Brodie, Andrew I	14	Aberdeen Dol	2:34.95	33.90	1:12.89	1:54.34	2:34.95
9 Ward, Logan J	14	Aberdeen Dol	2:36.69	33.26	1:12.29	1:53.30	2:36.69
10 Klungland, Simen Klausen	14	Bryne SK	2:36.91	32.68	1:12.84	1:56.64	2:36.91
11 Hay, Finlay	14	Carnegie	2:37.20	33.73	1:14.09	1:55.76	2:37.20
12 Anderson, Tony	14	Co Glasgow	2:39.45	33.25	1:13.77	1:56.08	2:39.45
13 Charles, Luke	15	South Aberde	2:47.73	34.78	1:15.89	2:01.04	2:47.73

Event 202 Boys 16 & Over 200 Metre Butterfly

Name	Age	Club	Time	50	100	150	200
1 Tobiassen, Mats Fjogstad	16	Bryne SK	2:05.70	28.42	1:00.44	1:33.05	2:05.70
2 Barrett, Carl	18	Aberdeen Per	2:15.46	29.21	1:03.44	1:39.51	2:15.46
3 Borgstroem, Sigurd O	17	Randaberg	2:23.09	31.06	1:08.11	1:45.80	2:23.09
4 Pate, Euan	18	Fins	2:26.21	31.50	1:08.08	1:46.88	2:26.21
5 Arthur, Andrew	16	Aberdeen	2:32.60	31.02	1:08.19	1:48.82	2:32.60
6 Bore, Emil Bjørnsen	16	Bryne SK	2:39.82	33.86	1:12.98	1:57.34	2:39.82



Event 203 Girls 11-13 50 Metre Backstroke

Name	Age	Club	Time	Name	Age	Club	Time
1 Cumming, Emily	13	Kinross	32.82	27 Hall, Alice	12	South Aberde	38.00
2 Cosens, Elise	13	Tain	33.20	28 Louw, Melana C	13	South Aberde	38.09
3 Urquhart, Erin	12	Aberdeen Per	33.71	29 Nygård, Sanne	13	Bryne SK	38.19
4 Cathro, Finlay	13	Glenrothes	34.11	30 Currie, Erin	12	Ythan	38.35
*5 Bain, Sophie	13	Aberdeen Per	34.59	31 McPherson, Grace	11	Aberdeen	38.38
*5 Ren, Heidi	11	Co Glasgow	34.59	32 Buchan, Phoebe	13	Broch	38.42
7 Faulds, Ayumi	13	Co Glasgow	34.74	33 Brown, Sam	12	Aberdeen Dol	38.50
8 Lee, Esme	12	Fins	34.76	34 Forker, Ellice	13	Carnegie	38.57
9 Brown, Darcey	12	St Thomas	35.00	35 Brown, Gemma	11	Carnegie	38.59
10 Johnston, Lilly	13	Elgin	35.46	36 Strachan, Skye	13	Broch	38.89
11 Weavers, Hebe	13	Carnegie	35.48	37 MacDonald, Ellen	13	Garioch	38.93
12 McAulay, Emma	12	Co Glasgow	35.93	38 Bain, Kayla	12	Step Rock	39.13
13 Watt, Erica	13	Carnegie	36.26	39 Greig, Megan	12	Aberdeen Per	39.29
14 Calder, Lisa-Marie	13	Broch	36.34	40 McIntyre, Caitlin	11	Glenrothes	39.30
15 Gow, Nula	13	Garioch	36.49	41 Howe, Maria Luiza	12	Aberdeen	39.32
16 Goodbrand, Alyssa	12	Ythan	36.56	42 Darroch, Rianna	13	Inverness	39.35
17 Adair, Sophie	13	South Aberde	36.69	43 Boyd, Tessa	11	Garioch	39.42
*18 Ramsay, Jennifer	13	StirlingSwim	36.77	44 Suttie, Anna	12	Step Rock	39.44
*18 Krawiec, Kaja	13	Karmøy	36.77	45 Murrison, Rosie	13	Co Glasgow	39.57
20 Ligtendag, Faye	13	South Aberde	37.18	46 Denny, Ellen	11	Garioch	39.89
21 Bromham, Megan	13	Inverness	37.48	47 Innes, Zara	12	Carnegie	39.92
22 Zanre-Wilson, Taylor	13	Peterhead	37.55	48 Wright, Josephine	12	Alford Otter	40.58
23 Simpson, Zara S	12	Orkney	37.74	49 Hamer, Emily	12	Nairn	40.66
24 Ligtendag, Gemma	13	South Aberde	37.75	50 Chalmers, Ella	12	Ythan	40.72
25 Kendall, Isabelle	12	StirlingSwim	37.83	51 Komar, Eleanor	12	Aberdeen	41.07
26 Faulds, Yuki	13	Co Glasgow	37.89	52 Cowan, Amy	12	Garioch	42.96

Event 203 Girls 14-15 50 Metre Backstroke

Name	Age	Club	Time	Name	Age	Club	Time
1 McMillan, Jacqueline	14	Carnegie	31.83	13 Perry, Sienna	14	Aberdeen Per	34.08
2 Shand, Holly J	15	Elgin	32.01	14 Muirhead, Remi	14	Co Glasgow	34.41
3 MacDonald, Mairi	15	Aberdeen Per	32.07	15 Coia-Gamble, Kaitlin	14	Inverness	34.51
4 Borgstroem, Ingrid E	15	Randaberg	32.29	16 Alexander, Lucy	14	Aberdeen Per	34.52
5 Yule, Isla	14	South Aberde	32.70	17 Dempsey, Morven	14	Aberdeen Per	34.69
6 Parker, Ellie	14	Monifieth	33.00	18 Boddie, Catherine	15	Garioch	34.98
7 Sutherland, Catriona	15	Elgin	33.12	19 Gourlay, Erin	14	Co Glasgow	35.42
8 Cheyne, Amira	14	Garioch	33.30	20 Lumsden, Ruby	15	South Aberde	35.64
9 Rosie, Caitlin	15	South Aberde	33.54	21 Ross, Hannah E	14	South Aberde	36.02
10 Geddes, Kate E	14	Aberdeen Dol	33.88	22 Cassidy, Kate	14	Aberdeen Per	36.09
11 O'Connor, Erin	15	Fins	33.89	23 Smith, Hannah	14	South Aberde	36.15
12 Vestre, Helene O	15	H S K	34.07	24 Broughton, Holly	14	South Aberde	37.52

Event 203 Girls 16 & Over 50 Metre Backstroke

Name	Age	Club	Time	Name	Age	Club	Time
1 McIntosh, Caroline	19	Aberdeen Per	30.94	9 Reid, Rebecca	17	Aberdeen	32.64
2 Swanson, Mhairi	19	Aberdeen Per	31.22	10 Jaffrey, Amber	16	Aberdeen Per	32.92
3 Wood, Maree	16	Tain	31.37	11 Newlands, Georgie	16	Elgin	33.60
4 Murray, Elaine	16	Broch	31.61	12 Reid, Anna	16	Nairn	33.70
5 Fraser, Sarah	17	Aberdeen Per	32.00	13 McLean, Erin	17	Aberdeen Per	34.23
6 Tulloch, Katie	17	South Aberde	32.04	14 Riach, Emily	16	Ythan	34.60
7 Adams, Orla L	24	Aberdeen Per	32.24	15 Bain, Katie	18	Aberdeen Per	35.78
8 Leifsen, Ingrid	17	H S K	32.36	16 Børseth, Mari	18	H S K	36.50



Event 204 Boys 11-13 50 Metre Freestyle

Name	Age	Club	Time	Name	Age	Club	Time
1 Storer, William	13	South Aberde	26.63	37 Lorimer, Jack	13	Ythan	32.06
2 Mitchell, Cameron	13	St Thomas	27.87	38 Kennedy, Angus	13	Glenrothes	32.09
3 Arthur, Cameron	13	Ythan	28.15	39 Burton, Fraser	12	Orkney	32.13
4 Robertson, Tom A	13	Aberdeen Dol	28.17	40 Skakle, Michael	13	Inverleith	32.37
5 Vandermeulen, Grier	13	StirlingSwim	28.21	41 Johnson, Lukas	12	Aberdeen Per	32.40
6 Younger, Adam	13	Glenrothes	28.26	42 Vandermeulen, Logan	11	StirlingSwim	32.45
7 Slessor, Conrad	13	Aberdeen Per	28.32	43 Storer, Edward	11	South Aberde	32.52
8 Grønfor, Christian	13	Karmøy	28.50	44 Webster, Rory	11	Monifieth	32.61
*9 Brown, Lucas	13	Elgin	28.51	45 Shulayev-Barnes, Oscar	12	Aberdeen	32.69
*9 Frøyland-Jensen, Amund	13	Karmøy	28.51	46 Hall, Daniel	12	Aberdeen Per	32.78
11 Clubb, Finlay M	13	Aberdeen Dol	28.54	47 Wishart, Harris	13	Carnegie	32.85
12 Gibson, Jake	13	Broch	29.00	48 Smitton, Andrew	12	South Aberde	32.86
13 MacDonald, Calvin	12	Aberdeen Per	29.16	49 Rattray, Ryan	13	Aberdeen Per	32.91
14 Dewar, Matthew	13	Carnegie	29.23	50 Weavers, Ollie	11	Carnegie	33.11
15 McVicar, Greig	12	Inverleith	29.25	51 McLaughlin, Fraser	12	Elgin	33.23
16 Fearn, Dean	11	South Aberde	29.29	52 Travis, Aaron	12	Aberdeen Dol	33.33
17 Wood, Jacob	13	Elgin	29.50	53 Murphy, Calder	12	Carnegie	33.46
18 Lennox, Kieran	12	Aberdeen Per	29.65	54 Ward, Irvine J	12	Aberdeen Dol	33.49
19 Burr, Layton	13	Aberdeen Per	30.25	55 Brown, Martyn	12	Aberdeen Per	33.58
20 Clark, Alex	13	Aberdeen Per	30.27	56 Rae, Jack	12	Ythan	33.64
21 Baillie, Alasdair	13	StirlingSwim	30.48	57 Gauld, Callum	12	Aberdeen	33.70
22 Paton, Jonny	13	Carnegie	30.52	58 Scally, Logan	11	Aberdeen Per	33.72
23 Sanger, Nathan	13	Peterhead	30.53	59 Muir, Lewis	11	Carnegie	33.75
24 Milner, Joseph	13	Aberdeen Dol	30.74	60 Stewart, Fraser	12	Step Rock	33.80
25 McLean, Ashton	11	Broch	31.03	61 Mitchell, Kyle	12	Garioch	33.95
26 Manchev, Lazar	13	Karmøy	31.11	62 Skinner, Malachi	11	Broch	34.13
27 Smyth, David	13	Glenrothes	31.18	63 Brown, Rowan	11	Elgin	34.30
*28 Sutherland, Joe	12	Buckie	31.26	64 Maciver, Ruaridh	11	Aberdeen	34.48
*28 Mitchell, Jack	13	Aberdeen Per	31.26	65 Sullivan, Charlie	12	Carnegie	34.49
30 Tetlow, Fraser	12	Garioch	31.40	66 Shulayev-Barnes, Henry	11	Aberdeen	34.69
31 Smith, Archie C	12	Aberdeen Dol	31.47	67 Low, Finlay	12	Ythan	34.71
32 Wilson, Daniel	13	Step Rock	31.55	68 Jackson, Logan	12	Aberdeen Per	35.03
33 Hall, Greg	12	Aberdeen Per	31.62	69 Simpson, Greig J	11	Aberdeen Per	36.28
34 Fraser, Aidan	13	Peterhead	31.70	70 Ritchie, Coben	11	Alford Otter	36.59
35 Lister, Cameron	13	Carnegie	31.85	71 Geary, Rowan	12	Step Rock	37.36
36 Morrison, Cole	12	StirlingSwim	31.97				

Event 204 Boys 14-15 50 Metre Freestyle

Name	Age	Club	Time	Name	Age	Club	Time
1 Travis, Cameron	15	Aberdeen Per	25.57	19 Sharpe, Cameron G	15	Aberdeen Dol	28.93
2 Seward, Matthew K	15	Aberdeen Dol	25.98	20 Lindsay, Callum	14	Glenrothes	29.00
3 Bakken, Brage Ree	15	Bryne SK	26.09	21 Quantrill, Jamie	15	Alford Otter	29.02
4 Brown, Calvin	15	Elgin	26.12	22 Alexander, Ross	15	South Aberde	29.04
5 Anderson, Tony	14	Co Glasgow	26.35	23 Cairney, Calum	14	Ythan	29.33
6 Duncan, Ryan	15	St Thomas	26.80	24 Hay, Lewis	14	Ythan	29.37
7 Barclay, Ben	15	Aberdeen Per	27.13	25 Sutherland, Ethan	15	South Aberde	29.43
8 Brown, Matthew	15	Aberdeen Per	27.18	26 Kirkpatrick, Daniel	14	Orkney	29.44
9 Brown, Ethan	15	St Thomas	27.32	27 Charles, Luke	15	South Aberde	29.73
*10 Taylor, Jon	14	Aberdeen Per	27.72	28 Simpson, Owen	14	Aberdeen Per	29.77
*10 Milner, Nicholas	15	Aberdeen Dol	27.72	*29 Smyth, Scott	14	Carnegie	29.80
12 Montgomery, Ben	15	Carnegie	27.93	*29 Hall, Joel	15	Aberdeen Per	29.80
13 Westre, Ørjan	15	Karmøy	27.94	31 McWhirr-Merry, Ben	14	Alford Otter	29.84
14 Stewart, Robert	14	Co Glasgow	28.18	32 Blair, Cameron	14	Glenrothes	30.19
15 King, Ryan	14	Glenrothes	28.46	33 Franklin, Angus	15	Inverness	30.20
16 Harrison, Sam	14	Carnegie	28.49	34 Brodie, Andrew I	14	Aberdeen Dol	30.23
17 Scoular, Scott	15	Aberdeen	28.58	35 Komar, William	14	Aberdeen	31.02
18 Alsos, Elias	15	Karmøy	28.81	--- Smith, Lewis	15	Aberdeen Per	DQ



Event 204S Boys 11 & Over 50 Metre Freestyle Swim-off

Name	Age	Club	Time
- Swim-off			
1 Milner, Nicholas	15	Aberdeen Dol	26.84
2 Taylor, Jon	14	Aberdeen Per	27.31

Event 204 Boys 16 & Over 50 Metre Freestyle

Name	Age	Club	Time	Name	Age	Club	Time
1 Watson, Eddie A	22	Aberdeen Dol	24.08	13 Goodfellow, Theo	16	Fins	26.71
2 Agnew, Fraser	17	Aberdeen Per	24.34	14 Dickson, Craig	17	Elgin	26.80
3 Swinney, Gregor	21	Co Glasgow	24.65	15 Munkejord, Stian	17	Karmøy	26.86
4 Tobiassen, Mats Fjogstad	16	Bryne SK	25.25	16 Farquharson, Adam	17	Co Glasgow	26.94
5 Grønfur, Aleksander	16	Karmøy	25.57	17 Heald, Oscar	20	Elgin	27.06
6 Eason, Jamie	21	Aberdeen Per	25.62	18 Weir, Lucas	16	Nairn	27.11
7 Barrett, Carl	18	Aberdeen Per	25.92	19 Agnew, Callum	16	Aberdeen Per	27.14
8 Barnett, Ewan	17	Elgin	25.95	20 Johnson, Ross	16	South Aberde	27.42
9 Arthur, Andrew	16	Aberdeen	26.00	21 Bore, Emil Bjørnsen	16	Bryne SK	27.60
10 Stowe, Arran	20	Fins	26.10	22 Scott, Callum	17	South Aberde	27.61
11 Coueslant, Archie C	16	Aberdeen Dol	26.37	23 Leifsen, Gustav	16	H S K	28.11
12 Neally, Ross	19	Co Glasgow	26.68	24 Young, Jordan	24	St Thomas	28.51

Event 205 Girls 11-13 100 Metre Freestyle

Name	Age	Club	Time	50	100
1 Cosens, Elise	13	Tain	1:00.89	29.33	1:00.89
2 Cumming, Emily	13	Kinross	1:03.93	30.93	1:03.93
3 Krawiec, Kaja	13	Karmøy	1:04.08	31.44	1:04.08
4 Taylor, Erin	13	Fins	1:04.56	31.20	1:04.56
5 Bruce, Natalie	13	Broch	1:05.02	31.90	1:05.02
6 Ren, Heidi	11	Co Glasgow	1:05.38	31.33	1:05.38
7 Morrison, Hannah	13	South Aberde	1:05.43	31.54	1:05.43
8 Bain, Sophie	13	Aberdeen Per	1:05.70	31.74	1:05.70
9 Cathro, Finlay	13	Glenrothes	1:06.00	32.35	1:06.00
10 Brown, Darcey	12	St Thomas	1:06.57	31.09	1:06.57
11 Taylor, Lauren	13	Co Glasgow	1:06.87	32.13	1:06.87
12 Nygård, Sanne	13	Bryne SK	1:07.00	32.16	1:07.00
13 Gussing, Madeleine Cecilia	13	Bryne SK	1:07.23	32.54	1:07.23
14 Reece, Laura L	13	Aberdeen Dol	1:07.35	32.16	1:07.35
*15 Atherton, Lucy	12	Carnegie	1:07.63	32.61	1:07.63
*15 Campbell, Katy A	13	Aberdeen Dol	1:07.63	32.55	1:07.63
17 Weavers, Hebe	13	Carnegie	1:07.86	32.02	1:07.86
18 Larsen, Sara	13	Karmøy	1:08.00	32.91	1:08.00
19 Macdonald, Isla	12	Inverness	1:08.04	33.09	1:08.04
20 Nikelis, Haide	12	Karmøy	1:08.07	32.89	1:08.07
21 Murrison, Rosie	13	Co Glasgow	1:08.17	33.03	1:08.17
22 Rossebø, Mina	12	Karmøy	1:08.30	31.98	1:08.30
23 Lee, Esme	12	Fins	1:08.34	32.37	1:08.34
24 Calder, Lisa-Marie	13	Broch	1:08.66	32.92	1:08.66
25 Cheshire, Maya	12	Elgin	1:08.84	33.03	1:08.84
26 Bromham, Megan	13	Inverness	1:08.89	32.25	1:08.89
27 McAulay, Emma	12	Co Glasgow	1:08.99	33.10	1:08.99
28 MacDonald, Ellen	13	Garioch	1:09.05	33.29	1:09.05
29 Buchan, Phoebe	13	Broch	1:09.30	33.09	1:09.30
30 Ramsay, Jennifer	13	StirlingSwim	1:09.53	33.14	1:09.53
31 Bamford, Clara	13	South Aberde	1:09.88	33.75	1:09.88
32 Cochrane, Ayla	12	Co Glasgow	1:10.02	34.23	1:10.02
33 Kirkbride, Zoe	13	Co Glasgow	1:10.04	34.53	1:10.04
34 Adair, Sophie	13	South Aberde	1:10.57	34.08	1:10.57



35	Simpson, Zara S	12	Orkney	1:10.73	34.68	1:10.73
36	Ligtendag, Faye	13	South Aberde	1:11.02	34.13	1:11.02
37	Louw, Melana C	13	South Aberde	1:11.49	34.32	1:11.49
38	Gow, Nula	13	Garioch	1:11.61	34.83	1:11.61
39	Greig, Megan	12	Aberdeen Per	1:11.64	35.00	1:11.64
40	Suttie, Anna	12	Step Rock	1:12.02	33.62	1:12.02
41	McPherson, Grace	11	Aberdeen	1:12.35	35.17	1:12.35
42	Montgomery, Tara	13	Carnegie	1:12.44	33.48	1:12.44
43	Armit, Holly	13	Fins	1:12.57	34.50	1:12.57
44	Hall, Alice	12	South Aberde	1:12.70	35.74	1:12.70
45	Forker, Ellice	13	Carnegie	1:13.43	34.98	1:13.43
46	Kendall, Isabelle	12	StirlingSwim	1:13.90	34.83	1:13.90
47	Brown, Gemma	11	Carnegie	1:14.13	35.85	1:14.13
48	Cowan, Amy	12	Garioch	1:14.14	35.53	1:14.14
49	Woodman, Darcey	12	Nairn	1:14.80	35.52	1:14.80
50	Denny, Ellen	11	Garioch	1:14.86	35.33	1:14.86
51	Bristo, Emma	11	Aberdeen Per	1:15.05	35.25	1:15.05
52	Owens, Rebecca	12	Carnegie	1:15.12	36.72	1:15.12
53	Hamer, Emily	12	Nairn	1:15.94	36.00	1:15.94
54	Strachan, Skye	13	Broch	1:16.05	35.53	1:16.05
55	Chalmers, Ella	12	Ythan	1:16.64	36.33	1:16.64
56	Currie, Erin	12	Ythan	1:16.71	37.48	1:16.71
57	Baillie, Emma	12	StirlingSwim	1:17.08	36.60	1:17.08
58	Heard, Cara	12	South Aberde	1:17.52	37.63	1:17.52
59	Boyd, Tessa	11	Garioch	1:19.09	36.88	1:19.09
60	Myles, Orla	12	South Aberde	1:19.41	37.55	1:19.41
61	Komar, Eleanor	12	Aberdeen	1:19.62	37.48	1:19.62
62	Payton, Leah	11	Ythan	1:27.16	40.24	1:27.16

Event 205 Girls 14-15 100 Metre Freestyle

Name	Age	Club	Time	50	100	
1	Dolenc Luznar, Neza	15	Fins	1:00.62	29.36	1:00.62
2	McMillan, Jacqueline	14	Carnegie	1:00.98	29.71	1:00.98
3	Nilsen, Mari	15	H S K	1:01.14	29.44	1:01.14
4	MacDonald, Mairi	15	Aberdeen Per	1:01.55	29.93	1:01.55
5	Hall, Kailyn	15	Aberdeen Per	1:02.80	30.18	1:02.80
6	Vestre, Helene O	15	H S K	1:03.16	30.62	1:03.16
*7	Gourlay, Erin	14	Co Glasgow	1:03.65	31.29	1:03.65
*7	McGregor, Thanrada	14	Carnegie	1:03.65	31.10	1:03.65
9	Gussing, Cecilia Diane	14	Bryne SK	1:03.79	30.41	1:03.79
10	Geddes, Kate E	14	Aberdeen Dol	1:03.86	31.35	1:03.86
11	Yule, Isla	14	South Aberde	1:04.05	30.40	1:04.05
12	Sutherland, Catriona	15	Elgin	1:04.12	31.10	1:04.12
13	Schulz, Jessica	14	Nairn	1:04.35	30.86	1:04.35
14	Officer, Georgia	15	Elgin	1:05.01	31.53	1:05.01
15	Reynard, Maya L	14	Aberdeen Dol	1:05.02	30.47	1:05.02
16	Hay, Katie	14	Inverness	1:05.08	30.83	1:05.08
17	Ross, Hannah E	14	South Aberde	1:05.13	31.41	1:05.13
18	Lumsden, Ruby	15	South Aberde	1:05.34	30.89	1:05.34
19	Smith, Hannah	14	South Aberde	1:05.59	32.07	1:05.59
20	O'Connor, Erin	15	Fins	1:05.62	31.39	1:05.62
21	Phillips, Natasha	14	St Thomas	1:05.86	31.79	1:05.86
22	Boddie, Catherine	15	Garioch	1:05.95	31.66	1:05.95
23	Østerhus, Kristina	14	Karmøy	1:06.08	31.57	1:06.08
24	McDonald, Lucy	14	Inverleith	1:06.21	31.43	1:06.21
25	Parker, Ellie	14	Monifieth	1:06.90	31.32	1:06.90
26	Dempsey, Morven	14	Aberdeen Per	1:07.08	31.75	1:07.08
27	Cheyne, Amira	14	Garioch	1:07.26	33.58	1:07.26
28	Urquhart, Charlie	14	Carnegie	1:07.77	32.71	1:07.77




29	Rosie, Caitlin	15	South Aberde	1:07.81	32.77	1:07.81
30	Glasgow, Aimee	14	Glenrothes	1:07.88	32.00	1:07.88
31	Bristo, Amy	14	Aberdeen Per	1:08.84	33.16	1:08.84
32	Muirhead, Remi	14	Co Glasgow	1:08.97	33.46	1:08.97
33	Alexander, Lucy	14	Aberdeen Per	1:10.63	33.62	1:10.63
34	Cassidy, Kate	14	Aberdeen Per	1:11.10	34.25	1:11.10

Event 205 Girls 16 & Over 100 Metre Freestyle

	Name	Age	Club	Time	50	100
1	Storstein, Maria	18	Karmøy	59.52	29.53	59.52
2	Bain, Alicea	16	Aberdeen Per	1:00.11	29.45	1:00.11
3	Leifsen, Ingrid	17	H S K	1:00.45	29.10	1:00.45
4	Swanson, Mhairi	19	Aberdeen Per	1:00.83	29.97	1:00.83
5	Borgstroem, Oda K	19	Randaberg	1:00.96	29.68	1:00.96
6	Reid, Rebecca	17	Aberdeen	1:01.08	29.80	1:01.08
7	Hutchison, Emmie	20	Co Glasgow	1:01.80	29.78	1:01.80
8	Murray, Elaine	16	Broch	1:02.32	29.90	1:02.32
9	Bain, Katie	18	Aberdeen Per	1:03.01	30.32	1:03.01
10	Peter, Alexandra	16	Randaberg	1:03.96	30.19	1:03.96
11	Fraser, Sarah	17	Aberdeen Per	1:04.10	30.64	1:04.10
12	Wood, Maree	16	Tain	1:04.36	30.42	1:04.36
13	Sutherland, Elle	16	South Aberde	1:04.71	30.61	1:04.71
14	Adams, Orla L	24	Aberdeen Per	1:04.83	30.82	1:04.83
15	Smith, Jasmin	17	Lerwick	1:06.67	31.06	1:06.67
16	Reid, Anna	16	Nairn	1:06.72	32.95	1:06.72
17	Stangeland, Ingeborg Muri	18	Bryne SK	1:07.27	32.87	1:07.27
18	Grønfur, Victoria	18	Karmøy	1:07.40	31.33	1:07.40
19	Magnussen, Kristin Nygård	17	Bryne SK	1:07.59	32.52	1:07.59
20	Børseth, Mari	18	H S K	1:08.21	32.64	1:08.21

Event 206 Boys 11-13 100 Metre Breaststroke

	Name	Age	Club	Time	50	100
1	Mitchell, Cameron	13	St Thomas	1:16.10	35.27	1:16.10
2	McMillan, Matthew	12	Carnegie	1:18.92	36.85	1:18.92
3	Arthur, Cameron	13	Ythan	1:21.37	39.36	1:21.37
4	Hayes, Ciaran	13	Aberdeen	1:21.64	39.29	1:21.64
5	Paton, Jonny	13	Carnegie	1:22.08	38.64	1:22.08
6	Gibson, Jake	13	Broch	1:22.87	38.44	1:22.87
7	Wood, Jacob	13	Elgin	1:23.14	38.81	1:23.14
8	Brown, Lucas	13	Elgin	1:24.46	40.15	1:24.46
9	Slessor, Conrad	13	Aberdeen Per	1:25.96	42.28	1:25.96
10	Younger, Adam	13	Glenrothes	1:26.12	41.08	1:26.12
11	Grønfur, Christian	13	Karmøy	1:26.90	40.24	1:26.90
12	Storer, William	13	South Aberde	1:27.30	40.16	1:27.30
13	Tetlow, Fraser	12	Garioch	1:27.75	41.94	1:27.75
14	MacDonald, Calvin	12	Aberdeen Per	1:28.59	41.88	1:28.59
15	Smyth, David	13	Glenrothes	1:28.61	41.58	1:28.61
16	Ward, Logan	13	Glenrothes	1:30.07	42.97	1:30.07
17	Burr, Layton	13	Aberdeen Per	1:30.21	43.81	1:30.21
18	Mitchell, Jack	13	Aberdeen Per	1:30.29	43.40	1:30.29
19	Smith, Callum	13	Peterhead	1:30.35	43.79	1:30.35
20	Thomson, Calum	13	Aberdeen	1:30.41	42.70	1:30.41
21	Hall, Greg	12	Aberdeen Per	1:31.19	44.51	1:31.19
22	Lennox, Kieran	12	Aberdeen Per	1:31.25	44.10	1:31.25
23	Gorczynski, Liam	11	Monifieth	1:31.71	43.66	1:31.71
24	Elrick, Lewis	13	South Aberde	1:31.80	43.79	1:31.80
25	Milner, Joseph	13	Aberdeen Dol	1:31.90	42.86	1:31.90



26	Hall, Daniel	12	Aberdeen Per	1:31.99	44.13	1:31.99
27	Gray, Ben	13	Inverleith	1:32.01	44.33	1:32.01
28	Skakle, Michael	13	Inverleith	1:32.14	43.71	1:32.14
29	Ratray, Ryan	13	Aberdeen Per	1:32.34	45.02	1:32.34
30	Bell, Andrew J	13	Aberdeen Dol	1:32.39	42.12	1:32.39
31	Sanger, Nathan	13	Peterhead	1:33.33	45.55	1:33.33
32	Fraser, Aidan	13	Peterhead	1:33.63	44.29	1:33.63
33	Kennedy, Angus	13	Glenrothes	1:33.64	44.49	1:33.64
34	Manchev, Lazar	13	Karmøy	1:34.36	44.75	1:34.36
35	Baillie, Alasdair	13	StirlingSwim	1:34.52	42.85	1:34.52
36	Burton, Fraser	12	Orkney	1:35.08	44.47	1:35.08
37	McVicar, Greig	12	Inverleith	1:35.20	44.82	1:35.20
38	Dewar, Matthew	13	Carnegie	1:35.52	44.03	1:35.52
39	Sutherland, Joe	12	Buckie	1:35.53	44.69	1:35.53
40	Lorimer, Jack	13	Ythan	1:36.06	43.70	1:36.06
41	Sharma, Aarush	13	Aberdeen Per	1:36.07	46.11	1:36.07
42	Mitchell, Kyle	12	Garioch	1:36.21	46.21	1:36.21
43	Gauld, Callum	12	Aberdeen	1:36.34	45.26	1:36.34
44	Shulayev-Barnes, Oscar	12	Aberdeen	1:36.90	45.23	1:36.90
45	Smith, Archie C	12	Aberdeen Dol	1:38.34	44.85	1:38.34
46	Skinner, Malachi	11	Broch	1:38.81	46.89	1:38.81
47	Fearn, Dean	11	South Aberde	1:39.42	46.63	1:39.42
48	Rae, Jack	12	Ythan	1:39.72	46.52	1:39.72
49	Vandermeulen, Logan	11	StirlingSwim	1:40.11	47.73	1:40.11
50	Travis, Aaron	12	Aberdeen Dol	1:41.36	50.03	1:41.36
51	Weavers, Ollie	11	Carnegie	1:41.51	47.70	1:41.51
52	McLaughlin, Fraser	12	Elgin	1:41.55	47.98	1:41.55
53	Smitton, Andrew	12	South Aberde	1:42.39	50.08	1:42.39
54	Brown, Rowan	11	Elgin	1:42.60	48.02	1:42.60
55	Wishart, Ollie	11	Carnegie	1:43.41	48.33	1:43.41
56	Jackson, Logan	12	Aberdeen Per	1:44.87	51.23	1:44.87
57	McLean, Ashton	11	Broch	1:45.54	50.66	1:45.54
58	Morrison, Cole	12	StirlingSwim	1:45.75	50.01	1:45.75
59	Stewart, Fraser	12	Step Rock	1:46.30	50.35	1:46.30
60	Ward, Irvine J	12	Aberdeen Dol	1:46.57	49.57	1:46.57
61	Scally, Logan	11	Aberdeen Per	1:46.95	51.37	1:46.95
62	Clarke, Ethan	11	South Aberde	1:47.14	50.76	1:47.14
---	Clark, Alex	13	Aberdeen Per	DQ		

Event 206 Boys 14-15 100 Metre Breaststroke

	Name	Age	Club	Time		
1	Wallace, Finlay	15	St Thomas	1:09.72	33.14	1:09.72
2	Ballard, Adam	15	Carnegie	1:15.14	34.92	1:15.14
3	Sharpe, Cameron G	15	Aberdeen Dol	1:15.85	35.36	1:15.85
4	Duncan, Ryan	15	St Thomas	1:16.34	35.59	1:16.34
5	Harrison, Sam	14	Carnegie	1:16.43	36.16	1:16.43
6	Ward, Logan J	14	Aberdeen Dol	1:17.35	36.18	1:17.35
7	Brechenser, Kieran M	14	Aberdeen Dol	1:18.28	36.08	1:18.28
8	Stewart, Robert	14	Co Glasgow	1:19.30	37.97	1:19.30
9	King, Ryan	14	Glenrothes	1:19.36	38.23	1:19.36
10	Charles, Luke	15	South Aberde	1:20.11	37.20	1:20.11
11	Brown, Ethan	15	St Thomas	1:20.16	38.32	1:20.16
12	Brown, Calvin	15	Elgin	1:20.63	37.39	1:20.63
13	Barclay, Ben	15	Aberdeen Per	1:20.67	39.15	1:20.67
14	Christie, Alex	14	Carnegie	1:21.53	38.47	1:21.53
15	Smith, Lewis	15	Aberdeen Per	1:22.03	37.17	1:22.03
16	Milner, Nicholas	15	Aberdeen Dol	1:22.04	37.76	1:22.04
17	Sutherland, Ethan	15	South Aberde	1:22.31	38.89	1:22.31



18	Hall, Joel	15	Aberdeen Per	1:23.28	38.83	1:23.28
19	Lindsay, Callum	14	Glenrothes	1:23.53	39.66	1:23.53
20	Quantrill, Jamie	15	Alford Otter	1:24.83	39.79	1:24.83
21	Komar, William	14	Aberdeen	1:26.67	40.30	1:26.67
22	Cairney, Calum	14	Ythan	1:28.46	41.98	1:28.46
23	Kirkpatrick, Daniel	14	Orkney	1:29.69	41.93	1:29.69
24	Simpson, Owen	14	Aberdeen Per	1:38.54	44.37	1:38.54

Event 206 Boys 16 & Over 100 Metre Breaststroke

Name	Age	Club	Time		
1	Betout, Youssef	19	Co Glasgow	1:07.34	32.19 1:07.34
2	Anfinnsen, Viktor	16	Bryne SK	1:07.59	31.95 1:07.59
3	Neally, Ross	19	Co Glasgow	1:08.28	32.31 1:08.28
4	Goodfellow, Theo	16	Fins	1:09.03	32.93 1:09.03
5	Baillie, Lewis	18	Aberdeen Per	1:10.44	33.40 1:10.44
6	Stowe, Arran	20	Fins	1:11.53	34.00 1:11.53
7	Bryce, Robert A	24	Aberdeen Dol	1:11.71	34.40 1:11.71
8	Arthur, Andrew	16	Aberdeen	1:12.76	34.09 1:12.76
9	Farquharson, Adam	17	Co Glasgow	1:13.02	34.54 1:13.02
10	Munkejord, Stian	17	Karmøy	1:14.03	33.90 1:14.03
11	Heald, Oscar	20	Elgin	1:14.77	34.71 1:14.77
12	Barnett, Ewan	17	Elgin	1:15.60	34.49 1:15.60
13	Agnew, Fraser	17	Aberdeen Per	1:15.61	34.68 1:15.61
14	Young, Jordan	24	St Thomas	1:16.97	34.97 1:16.97
15	Weir, Lucas	16	Nairn	1:17.19	36.50 1:17.19

Event 207 Girls 11-13 400 Metre IM

Name	Age	Club	Time				
1	Taylor, Erin	13	Fins	5:16.82	33.83 1:12.72 1:55.76 2:36.97		
					3:20.15 4:03.39 4:42.01 5:16.82		
2	Gow, Nula	13	Garioch	5:37.12	36.27 1:19.57 2:05.33 2:50.94		
					3:34.35 4:20.52 5:00.03 5:37.12		
3	Urquhart, Erin	12	Aberdeen Per	5:49.34	36.90 1:19.44 2:04.85 2:47.97		
					3:40.60 4:32.30 5:11.78 5:49.34		
4	Taylor, Lauren	13	Co Glasgow	5:49.99	36.51 1:21.57 2:06.07 2:49.61		
					3:41.00 4:31.42 5:11.76 5:49.99		
5	Bruce, Natalie	13	Broch	5:50.23	38.09 1:25.87 2:10.91 2:55.87		
					3:46.90 4:38.16 5:16.45 5:50.23		
6	Watt, Erica	13	Carnegie	5:50.68	37.16 1:23.14 2:07.56 2:50.63		
					3:41.27 4:31.01 5:11.94 5:50.68		
7	Faulds, Yuki	13	Co Glasgow	5:55.82	37.44 1:21.43 2:05.90 2:49.97		
					3:42.31 4:36.37 5:17.20 5:55.82		
8	Gordon, Cara	13	StirlingSwim	5:58.09	37.89 1:23.90 2:10.75 2:55.32		
					3:49.14 4:43.12 5:21.90 5:58.09		
9	Gault, Eilidh	13	Ythan	5:59.27	35.09 1:19.06 2:07.88 2:55.79		
					3:45.40 4:36.65 5:19.07 5:59.27		
10	Johnston, Lilly	13	Elgin	6:00.20	38.35 1:26.90 2:10.65 2:54.70		
					3:46.49 4:39.15 5:20.75 6:00.20		
11	MacDonald, Ellen	13	Garioch	6:00.27	38.54 1:24.67 2:08.22 2:52.35		
					3:46.52 4:40.93 5:21.03 6:00.27		
12	Goodbrand, Alyssa	12	Ythan	6:01.85	36.91 1:22.76 2:08.96 2:54.23		
					3:46.14 4:37.44 5:20.32 6:01.85		
13	Morrison, Hannah	13	South Aberde	6:02.62	38.66 1:23.52 2:12.00 2:58.94		
					3:51.40 4:46.14 5:26.68 6:02.62		
14	Murrison, Rosie	13	Co Glasgow	6:11.65	42.01 1:33.95 2:22.77 3:09.07		
					3:59.82 4:51.49 5:32.32 6:11.65		
15	Gordon, Eva	11	StirlingSwim	6:18.85	40.94 1:28.92 2:17.09 3:05.62		



16	Greig, Megan	12	Aberdeen Per	6:20.01	4:01.90	4:58.74	5:40.88	6:18.85
					42.78	1:32.68	2:21.98	3:10.70
					4:05.67	5:00.81	5:41.87	6:20.01
17	McKenzie, Emer	13	Co Glasgow	6:28.28	38.42	1:27.81	2:20.08	3:11.47
					4:04.79	4:59.36	5:44.91	6:28.28
18	Graham, Evie	11	Carnegie	6:30.38	42.76	1:35.01	2:24.69	3:13.14
					4:07.94	5:02.66	5:47.79	6:30.38
19	Cowan, Amy	12	Garioch	6:32.32	41.55	1:32.71	2:23.92	3:13.80
					4:08.71	5:06.48	5:50.44	6:32.32
20	Myles, Orla	12	South Aberde	6:39.57	44.13	1:38.56	2:27.11	3:14.97
					4:12.83	5:11.05	5:57.05	6:39.57
21	Boyd, Tessa	11	Garioch	6:47.57	48.27	1:47.69	2:34.92	3:24.70
					4:20.48	5:19.67	6:04.88	6:47.57

Event 207 Girls 14-15 400 Metre IM

Name	Age	Club	Time					
1	Hall, Kailyn	15	Aberdeen Per	5:17.20	33.86	1:14.27	1:59.30	2:41.12
					3:24.01	4:08.91	4:44.23	5:17.20
2	Borgstroem, Ingrid E	15	Randaberg	5:20.55	34.40	1:15.22	1:57.34	2:37.07
					3:22.60	4:07.37	4:44.77	5:20.55
3	Boddie, Catherine	15	Garioch	5:23.19	33.40	1:12.56	1:54.49	2:34.45
					3:21.98	4:09.52	4:47.62	5:23.19
4	Shand, Holly J	15	Elgin	5:25.02	33.26	1:12.46	1:53.93	2:35.38
					3:23.04	4:10.92	4:49.19	5:25.02
5	Cheyne, Amira	14	Garioch	5:26.59	34.92	1:15.11	1:58.20	2:39.17
					3:25.71	4:11.84	4:49.85	5:26.59
6	Perry, Sienna	14	Aberdeen Per	5:26.84	34.80	1:15.28	1:59.16	2:40.43
					3:28.90	4:16.75	4:53.37	5:26.84
7	Simpson, Holly	15	Aberdeen Per	5:28.62	33.32	1:11.62	1:56.69	2:39.66
					3:26.75	4:14.59	4:52.60	5:28.62
8	Riach, Jessica	14	Elgin	5:52.21	36.84	1:18.74	2:04.56	2:50.74
					3:39.96	4:30.88	5:11.66	5:52.21
9	Cassidy, Kate	14	Aberdeen Per	5:52.30	36.13	1:18.00	2:04.53	2:50.90
					3:43.53	4:34.56	5:15.00	5:52.30
10	Smith, Hannah	14	South Aberde	5:55.92	37.02	1:20.01	2:08.36	2:54.65
					3:46.73	4:38.57	5:18.79	5:55.92
11	Allan, Laura	14	Garioch	6:11.96	40.28	1:29.00	2:14.47	3:00.58
					3:55.55	4:49.71	5:31.05	6:11.96

Event 207 Girls 16 & Over 400 Metre IM

Name	Age	Club	Time					
1	Adams, Orla L	24	Aberdeen Per	5:01.25	32.56	1:10.68	1:50.79	2:29.69
					3:11.43	3:53.27	4:28.06	5:01.25
2	Taylor, Katie	18	Co Glasgow	5:01.97	31.47	1:07.23	1:45.60	2:24.22
					3:09.84	3:55.80	4:29.11	5:01.97
3	Sutherland, Elle	16	South Aberde	5:31.85	34.71	1:16.28	1:59.40	2:41.36
					3:28.36	4:15.13	4:54.39	5:31.85
4	Lawrie, Brooke	18	Nairn	5:39.78	34.64	1:15.32	2:00.75	2:43.85
					3:34.96	4:25.58	5:02.87	5:39.78



Final of Event 101 Boys 11-13 200 Metre IM

Name	Age	Club	Time	50	100	150	200
A Final							
1 Gibson, Jake	13	Broch	2:27.30	32.55	1:11.03	1:54.89	2:27.30
2 Slessor, Conrad	13	Aberdeen Per	2:28.00	31.18	1:09.74	1:54.21	2:28.00
3 McMillan, Matthew	12	Carnegie	2:28.36	33.64	1:13.37	1:55.44	2:28.36
4 Storer, William	13	South Aberde	2:30.92	32.13	1:10.22	1:58.31	2:30.92
5 Wood, Jacob	13	Elgin	2:31.07	33.90	1:12.14	1:56.84	2:31.07
6 MacDonald, Calvin	12	Aberdeen Per	2:35.54	33.09	1:13.10	2:00.66	2:35.54
7 Hayes, Ciaran	13	Aberdeen	2:36.75	34.62	1:16.54	2:00.01	2:36.75
8 Burr, Layton	13	Aberdeen Per	2:41.60	35.12	1:16.51	2:05.87	2:41.60
9 Vandermeulen, Grier	13	StirlingSwim	2:42.85	34.16	1:14.48	2:06.12	2:42.85
10 Mitchell, Kyle	12	Garioch	2:43.74	35.21	1:17.24	2:07.34	2:43.74

Final of Event 101 Boys 14-15 200 Metre IM

Name	Age	Club	Time	50	100	150	200
A Final							
1 Jøntvedt, Jon	15	Bryne SK	2:11.36	28.35	1:02.70	1:41.01	2:11.36
2 Travis, Cameron	15	Aberdeen Per	2:16.55	29.55	1:04.18	1:45.67	2:16.55
3 Duncan, Ryan	15	St Thomas	2:19.51	29.33	1:05.25	1:46.67	2:19.51
4 Brown, Ethan	15	St Thomas	2:23.26	30.28	1:07.25	1:50.62	2:23.26
5 Brown, Matthew	15	Aberdeen Per	2:27.96	31.21	1:08.46	1:54.24	2:27.96
6 Montgomery, Ben	15	Carnegie	2:28.02	30.78	1:08.92	1:52.06	2:28.02
7 Harrison, Sam	14	Carnegie	2:28.82	30.53	1:12.83	1:54.02	2:28.82
8 Sutherland, Ethan	15	South Aberde	2:32.92	33.84	1:12.11	1:57.10	2:32.92
9 Stewart, Robert	14	Co Glasgow	2:39.57	33.79	1:17.85	2:02.68	2:39.57

Final of Event 101 Boys 16 & Over 200 Metre IM

Name	Age	Club	Time	50	100	150	200
A Final							
1 Borgstroem, Sigurd O	17	Randaberg	2:17.75	29.42	1:04.61	1:45.81	2:17.75
2 Baillie, Lewis	18	Aberdeen Per	2:22.43	29.95	1:07.95	1:48.96	2:22.43
3 Barnett, Ewan	17	Elgin	2:23.17	29.42	1:06.13	1:49.29	2:23.17
4 Pate, Euan	18	Fins	2:29.11	30.39	1:09.95	1:54.64	2:29.11
5 Brooks, Jonathon R	17	Aberdeen Dol	2:36.80	32.31	1:10.99	1:58.51	2:36.80

Final of Event 203 Girls 11-13 50 Metre Backstroke

Name	Age	Club	Time
A Final			
1 Cumming, Emily	13	Kinross	32.36
2 Cosens, Elise	13	Tain	32.56
3 Cathro, Finlay	13	Glenrothes	33.15
4 Urquhart, Erin	12	Aberdeen Per	33.46
5 Ren, Heidi	11	Co Glasgow	34.10
6 Lee, Esme	12	Fins	34.78
7 Bain, Sophie	13	Aberdeen Per	34.79
8 Faulds, Ayumi	13	Co Glasgow	35.39
9 Johnston, Lilly	13	Elgin	35.57
10 Brown, Darcey	12	St Thomas	35.60


Final of Event 203 Girls 14-15 50 Metre Backstroke

Name	Age	Club	Time
A - Final			
1 Shand, Holly J	15	Elgin	31.40
2 McMillan, Jacqueline	14	Carnegie	31.52
3 Borgstroem, Ingrid E	15	Randaberg	31.54
4 MacDonald, Mairi	15	Aberdeen Per	32.54
5 Parker, Ellie	14	Monifieth	33.02
6 Cheyne, Amira	14	Garioch	33.22
7 Yule, Isla	14	South Aberde	33.43
8 Geddes, Kate E	14	Aberdeen Dol	33.47
9 O'Connor, Erin	15	Fins	33.51
10 Rosie, Caitlin	15	South Aberde	33.62

Final of Event 203 Girls 16 & Over 50 Metre Backstroke

Name	Age	Club	Time
A - Final			
1 McIntosh, Caroline	19	Aberdeen Per	30.82
2 Swanson, Mhairi	19	Aberdeen Per	31.18
3 Murray, Elaine	16	Broch	31.29
4 Wood, Maree	16	Tain	31.56
5 Reid, Rebecca	17	Aberdeen	31.69
6 Adams, Orla L	24	Aberdeen Per	32.22
7 Leifsen, Ingrid	17	H S K	32.32
8 Fraser, Sarah	17	Aberdeen Per	32.64
9 Tulloch, Katie	17	South Aberde	32.67
10 Jaffrey, Amber	16	Aberdeen Per	33.02

Final of Event 105 Boys 11-13 50 Metre Butterfly

Name	Age	Club	Time
A - Final			
1 Robertson, Tom A	13	Aberdeen Dol	28.43
2 Storer, William	13	South Aberde	28.77
3 Slessor, Conrad	13	Aberdeen Per	29.30
4 Gibson, Jake	13	Broch	30.32
5 Arthur, Cameron	13	Ythan	30.34
6 Younger, Adam	13	Glenrothes	30.47
7 Clubb, Finlay M	13	Aberdeen Dol	31.03
8 Lennox, Kieran	12	Aberdeen Per	31.87
9 Mitchell, Cameron	13	St Thomas	32.12
10 Fearn, Dean	11	South Aberde	32.49

Final of Event 105 Boys 14-15 50 Metre Butterfly

Name	Age	Club	Time
A - Final			
1 Jøntvedt, Jon	15	Bryne SK	26.35
2 Bakken, Brage Ree	15	Bryne SK	27.07
3 Travis, Cameron	15	Aberdeen Per	27.12
4 Lumsden, Kerr	15	Monifieth	27.78
5 Brown, Ethan	15	St Thomas	27.98
*6 Montgomery, Ben	15	Carnegie	29.07
*6 Klungland, Simen Klausen	14	Bryne SK	29.07
8 Duncan, Ryan	15	St Thomas	29.31
9 Harrison, Sam	14	Carnegie	29.87
10 Brechenser, Kieran M	14	Aberdeen Dol	30.02


Final of Event 105 Boys 16 & Over 50 Metre Butterfly

Name	Age	Club	Time
A - Final			
1 Bryce, Robert A	24	Aberdeen Dol	25.10
2 Swinney, Gregor	21	Co Glasgow	25.34
3 Tobiassen, Mats Fjogstad	16	Bryne SK	25.68
4 Grønful, Aleksander	16	Karmøy	26.09
5 Agnew, Fraser	17	Aberdeen Per	26.74
6 Betout, Youssef	19	Co Glasgow	27.17
7 Taylor, James	16	Aberdeen	27.74
8 Dickson, Craig	17	Elgin	28.16
9 Neally, Ross	19	Co Glasgow	29.17

Final of Event 106 Girls 11-13 100 Metre Butterfly

Name	Age	Club	Time
A - Final			
1 Taylor, Erin	13	Fins	1:08.79
2 Ren, Heidi	11	Co Glasgow	1:09.69
3 Campbell, Katy A	13	Aberdeen Dol	1:12.66
4 Cathro, Finlay	13	Glenrothes	1:13.10
5 Macdonald, Isla	12	Inverness	1:14.09
6 Gussing, Madeleine Cecilia	13	Bryne SK	1:14.18
7 Louw, Melana C	13	South Aberde	1:14.62
8 Urquhart, Erin	12	Aberdeen Per	1:16.15
9 Gault, Eilidh	13	Ythan	1:16.68
10 Cheshire, Maya	12	Elgin	1:17.63

Final of Event 106 Girls 14-15 100 Metre Butterfly

Name	Age	Club	Time
A - Final			
1 Shand, Holly J	15	Elgin	1:06.72
2 Vestre, Helene O	15	H S K	1:07.12
3 Simpson, Holly	15	Aberdeen Per	1:09.00
4 Yule, Isla	14	South Aberde	1:09.05
5 Boddie, Catherine	15	Garioch	1:09.06
6 Gussing, Cecilia Diane	14	Bryne SK	1:09.25
7 McMillan, Jacqueline	14	Carnegie	1:09.49
8 Cheyne, Amira	14	Garioch	1:10.51
9 McGregor, Thanrada	14	Carnegie	1:11.55
10 Urquhart, Charlie	14	Carnegie	1:14.92

Final of Event 106 Girls 16 & Over 100 Metre Butterfly

Name	Age	Club	Time
A - Final			
1 Perry, Yasmin	18	Aberdeen Per	1:01.68
2 Miley, Hannah L	29	Aberdeen Per	1:02.27
3 Taylor, Katie	18	Co Glasgow	1:04.90
4 Adams, Orla L	24	Aberdeen Per	1:08.56
5 Murray, Elaine	16	Broch	1:09.06
6 Hutcheon, Zoe	18	South Aberde	1:09.10
7 Bain, Katie	18	Aberdeen Per	1:12.29
8 Newlands, Georgie	16	Elgin	1:13.71
9 Børseth, Mari	18	H S K	1:14.79



Final of Event 206 Boys 11-13 100 Metre Breaststroke

Name	Age	Club	Time			
A - Final						
1 Mitchell, Cameron	13	St Thomas	1:16.79	35.44	1:16.79	
2 McMillan, Matthew	12	Carnegie	1:18.04	37.84	1:18.04	
3 Arthur, Cameron	13	Ythan	1:19.04	37.59	1:19.04	
4 Hayes, Ciaran	13	Aberdeen	1:20.56	38.76	1:20.56	
5 Gibson, Jake	13	Broch	1:20.60	38.17	1:20.60	
6 Paton, Jonny	13	Carnegie	1:21.04	37.38	1:21.04	
7 Brown, Lucas	13	Elgin	1:23.80	38.92	1:23.80	
8 Wood, Jacob	13	Elgin	1:23.99	39.44	1:23.99	
9 Slessor, Conrad	13	Aberdeen Per	1:25.84	40.28	1:25.84	
10 Younger, Adam	13	Glenrothes	1:29.07	41.28	1:29.07	

Final of Event 206 Boys 14-15 100 Metre Breaststroke

Name	Age	Club	Time			
A - Final						
1 Wallace, Finlay	15	St Thomas	1:10.02	33.49	1:10.02	
2 Sharpe, Cameron G	15	Aberdeen Dol	1:13.60	34.47	1:13.60	
3 Duncan, Ryan	15	St Thomas	1:14.66	35.85	1:14.66	
4 Harrison, Sam	14	Carnegie	1:15.30	35.47	1:15.30	
5 Ballard, Adam	15	Carnegie	1:17.70	36.20	1:17.70	
6 Stewart, Robert	14	Co Glasgow	1:18.23	36.63	1:18.23	
7 Brown, Ethan	15	St Thomas	1:18.75	37.45	1:18.75	
8 Ward, Logan J	14	Aberdeen Dol	1:18.76	36.26	1:18.76	
9 Brechenser, Kieran M	14	Aberdeen Dol	1:18.90	36.25	1:18.90	
10 Charles, Luke	15	South Aberde	1:19.49	36.94	1:19.49	

Final of Event 206 Boys 16 & Over 100 Metre Breaststroke

Name	Age	Club	Time			
A - Final						
1 Betout, Youssef	19	Co Glasgow	1:06.92	31.37	1:06.92	
2 Bryce, Robert A	24	Aberdeen Dol	1:07.76	31.63	1:07.76	
3 Anfinnsen, Viktor	16	Bryne SK	1:08.54	32.94	1:08.54	
*4 Goodfellow, Theo	16	Fins	1:09.61	33.04	1:09.61	
*4 Arthur, Andrew	16	Aberdeen	1:09.61	32.45	1:09.61	
6 Neally, Ross	19	Co Glasgow	1:10.02	33.31	1:10.02	
7 Stowe, Arran	20	Fins	1:11.47	33.43	1:11.47	
8 Baillie, Lewis	18	Aberdeen Per	1:12.85	33.90	1:12.85	
9 Farquharson, Adam	17	Co Glasgow	1:13.37	34.28	1:13.37	
10 Munkejord, Stian	17	Karmøy	1:16.70	34.33	1:16.70	

Final of Event 104 Girls 11-13 50 Metre Breaststroke

Name	Age	Club	Time
A Final			
1 Bain, Sophie	13	Aberdeen Per	35.62
2 Rossebø, Mina	12	Karmøy	35.99
3 Gow, Nula	13	Garioch	36.30
4 Taylor, Erin	13	Fins	36.42
5 Gussing, Madeleine Cecilia	13	Bryne SK	36.90
6 Macdonald, Isla	12	Inverness	38.54
7 Cheshire, Maya	12	Elgin	39.15
8 Cosens, Elise	13	Tain	39.25
9 Faulds, Ayumi	13	Co Glasgow	40.27
10 Watt, Erica	13	Carnegie	40.53


Final of Event 104 Girls 14-15 50 Metre Breaststroke

Name	Age	Club	Time
A - Final			
1 Nilsen, Mari	15	H S K	34.35
2 Officer, Georgia	15	Elgin	35.44
3 McGregor, Thanrada	14	Carnegie	36.44
4 Coia-Gamble, Kaitlin	14	Inverness	36.50
*5 Schulz, Jessica	14	Nairn	37.24
*5 Parker, Ellie	14	Monifieth	37.24
7 Gussing, Cecilia Diane	14	Bryne SK	37.44
8 Hall, Kailyn	15	Aberdeen Per	37.53
9 Simpson, Emma	15	Broch	38.22
10 Glasgow, Aimee	14	Glenrothes	39.19

Final of Event 104 Girls 16 & Over 50 Metre Breaststroke

Name	Age	Club	Time
A - Final			
1 Miley, Hannah L	29	Aberdeen Per	32.97
2 Smith, Jasmin	17	Lerwick	33.80
3 Adams, Orla L	24	Aberdeen Per	33.92
4 Bowie, Rhona M	16	Aberdeen Dol	35.29
5 Magnussen, Kristin Nygård	17	Bryne SK	36.21
6 Wood, Maree	16	Tain	36.44
7 Tulloch, Katie	17	South Aberde	37.20
8 Anderson, Devan	18	Aberdeen Per	37.79
9 Bain, Alicea	16	Aberdeen Per	39.05
10 Murray, Elaine	16	Broch	39.08

Final of Event 204 Boys 11-13 50 Metre Freestyle

Name	Age	Club	Time
A - Final			
1 Storer, William	13	South Aberde	27.21
2 Robertson, Tom A	13	Aberdeen Dol	27.85
*3 Arthur, Cameron	13	Ythan	27.87
*3 Brown, Lucas	13	Elgin	27.87
5 Mitchell, Cameron	13	St Thomas	28.04
6 Vandermeulen, Grier	13	StirlingSwim	28.07
7 Younger, Adam	13	Glenrothes	28.35
8 Frøyland-Jensen, Amund	13	Karmøy	28.44
9 Slessor, Conrad	13	Aberdeen Per	28.75
10 Grønful, Christian	13	Karmøy	29.30

Final of Event 204 Boys 14-15 50 Metre Freestyle

Name	Age	Club	Time
A - Final			
1 Travis, Cameron	15	Aberdeen Per	25.03
2 Brown, Calvin	15	Elgin	25.79
3 Seward, Matthew K	15	Aberdeen Dol	25.93
4 Anderson, Tony	14	Co Glasgow	26.19
5 Bakken, Brage Ree	15	Bryne SK	26.25
6 Duncan, Ryan	15	St Thomas	26.93
7 Brown, Matthew	15	Aberdeen Per	27.18
8 Brown, Ethan	15	St Thomas	27.61
9 Montgomery, Ben	15	Carnegie	28.29
10 Milner, Nicholas	15	Aberdeen Dol	28.40


Final of Event 204 Boys 16 & Over 50 Metre Freestyle

Name	Age	Club	Time
A - Final			
1 Agnew, Fraser	17	Aberdeen Per	24.45
2 Swinney, Gregor	21	Co Glasgow	24.49
3 Watson, Eddie A	22	Aberdeen Dol	24.52
*4 Tobiassen, Mats Fjogstad	16	Bryne SK	25.41
*4 Grønfur, Aleksander	16	Karmøy	25.41
6 Eason, Jamie	21	Aberdeen Per	25.47
7 Arthur, Andrew	16	Aberdeen	26.10
8 Stowe, Arran	20	Fins	26.27
9 Coueslant, Archie C	16	Aberdeen Dol	26.36
10 Barrett, Carl	18	Aberdeen Per	26.38

Final of Event 205 Girls 11-13 100 Metre Freestyle

Name	Age	Club	Time	50	100
A Final					
1 Cosens, Elise	13	Tain	1:01.48	29.37	1:01.48
2 Cumming, Emily	13	Kinross	1:03.39	30.29	1:03.39
3 Taylor, Erin	13	Fins	1:03.40	31.19	1:03.40
4 Krawiec, Kaja	13	Karm ·	1:03.78	31.34	1:03.78
5 Bruce, Natalie	13	Broch	1:05.37	32.33	1:05.37
6 Ren, Heidi	11	Co Glasgow	1:05.67	31.78	1:05.67
7 Morrison, Hannah	13	South Aberde	1:05.77	31.78	1:05.77
8 Cathro, Finlay	13	Glenrothes	1:06.39	32.80	1:06.39
9 Brown, Darcey	12	St Thomas	1:06.55	32.26	1:06.55
10 Bain, Sophie	13	Aberdeen Per	1:06.68	31.62	1:06.68

Final of Event 205 Girls 14-15 100 Metre Freestyle

Name	Age	Club	Time	50	100
A Final					
1 Dolenc Luznar, Neza	15	Fins	1:00.42	29.90	1:00.42
2 McMillan, Jacqueline	14	Carnegie	1:00.96	29.91	1:00.96
3 Vestre, Helene O	15	H S K	1:02.50	30.11	1:02.50
4 MacDonald, Mairi	15	Aberdeen Per	1:02.65	30.24	1:02.65
5 Nilsen, Mari	15	H S K	1:02.78	31.06	1:02.78
6 Hall, Kailyn	15	Aberdeen Per	1:02.97	31.20	1:02.97
7 McGregor, Thanrada	14	Carnegie	1:03.60	31.43	1:03.60
8 Gussing, Cecilia Diane	14	Bryne SK	1:03.81	30.70	1:03.81
9 Gourlay, Erin	14	Co Glasgow	1:03.96	30.69	1:03.96
10 Geddes, Kate E	14	Aberdeen Dol	1:04.35	30.83	1:04.35

Final of Event 205 Girls 16 & Over 100 Metre Freestyle

Name	Age	Club	Time	50	100
A Final					
1 Storstein, Maria	18	Karm ·	59.62	29.90	59.62
2 Reid, Rebecca	17	Aberdeen	59.81	29.10	59.81
3 Swanson, Mhairi	19	Aberdeen Per	1:00.47	29.71	1:00.47
4 Leifsen, Ingrid	17	H S K	1:00.62	29.38	1:00.62
5 Bain, Alicea	16	Aberdeen Per	1:00.92	29.87	1:00.92
6 Borgstroem, Oda K	19	Randaberg	1:00.95	29.78	1:00.95
7 Hutchison, Emmie	20	Co Glasgow	1:01.60	29.70	1:01.60
8 Murray, Elaine	16	Broch	1:02.54	30.18	1:02.54
9 Peter, Alexandra	16	Randaberg	1:02.72	29.53	1:02.72
10 Bain, Katie	18	Aberdeen Per	1:04.01	31.04	1:04.01



Final of Event 107 Boys 11-13 100 Metre Backstroke

Name	Age	Club	Time	50	100
A Final					
1 Brown, Lucas	13	Elgin	1:06.30	32.10	1:06.30
2 Storer, William	13	South Aberde	1:09.64	34.19	1:09.64
3 MacDonald, Calvin	12	Aberdeen Per	1:09.91	34.06	1:09.91
4 Wood, Jacob	13	Elgin	1:10.46	34.36	1:10.46
5 Arthur, Cameron	13	Ythan	1:10.66	34.78	1:10.66
6 Vandermeulen, Grier	13	StirlingSwim	1:11.85	34.59	1:11.85
7 Dewar, Matthew	13	Carnegie	1:14.86	35.43	1:14.86
8 Burr, Layton	13	Aberdeen Per	1:15.38	36.93	1:15.38
9 Fearn, Dean	11	South Aberde	1:17.52	37.43	1:17.52
10 Hayes, Ciaran	13	Aberdeen	1:18.17	37.10	1:18.17

Final of Event 107 Boys 14-15 100 Metre Backstroke

Name	Age	Club	Time	50	100
A Final					
1 Lumsden, Kerr	15	Monifieth	1:02.03	30.65	1:02.03
2 Travis, Cameron	15	Aberdeen Per	1:02.06	31.17	1:02.06
3 Klungland, Simen Klausen	14	Bryne SK	1:06.32	32.16	1:06.32
4 King, Ryan	14	Glenrothes	1:07.05		
5 Brown, Matthew	15	Aberdeen Per	1:08.84	33.24	1:08.84
6 Brown, Calvin	15	Elgin	1:08.88	33.14	1:08.88
7 Brechenser, Kieran M	14	Aberdeen Dol	1:10.67	34.38	1:10.67
8 Westre, J rjan	15	Karm ·	1:11.53	34.20	1:11.53
9 Wardlaw, Blair	14	Fins	1:11.74	34.05	1:11.74
10 Brodie, Andrew I	14	Aberdeen Dol	1:12.29	34.51	1:12.29

Final of Event 107 Boys 16 & Over 100 Metre Backstroke

Name	Age	Club	Time	50	100
A Final					
1 Tobiassen, Mats Fjogstad	16	Bryne SK	1:01.49	30.22	1:01.49
2 Barrett, Carl	18	Aberdeen Per	1:02.97	30.44	1:02.97
3 Taylor, James	16	Aberdeen	1:04.12	31.02	1:04.12
4 Leifsen, Gustav	16	H S K	1:05.75	31.98	1:05.75
5 Barnett, Ewan	17	Elgin	1:06.07	31.98	1:06.07
6 Coueslant, Archie C	16	Aberdeen Dol	1:06.46	32.22	1:06.46
7 Brooks, Jonathon R	17	Aberdeen Dol	1:07.47	32.60	1:07.47

Event 301 Mixed 11-14 4 x 50 Metre Medley Relay

Team	Time	50	100	150	200	
1 Aberdeen Dol 1) Hill, Sarah E W12	A 2:02.28	31.83	1:05.51	1:34.07	2:02.28	4) Reynard, Maya L W14
2 Aberdeen Per 1) Perry, Sienna W14	A 2:08.97	33.92	1:09.55	1:40.04	2:08.97	4) Robinson, Rayan M14
3 Aberdeen Dol 1) Brodie, Andrew I M14	B 2:10.74	32.93	1:07.94	1:39.96	2:10.74	4) Reece, Laura L W13
4 Elgin 1) Brown, Lucas M13	A 2:11.18	31.17	1:09.21	1:41.51	2:11.18	4) Cheshire, Maya W12
5 South Aberde 1) Yule, Isla W14	A 2:13.59	33.46	1:11.55	1:43.77	2:13.59	4) Fearn, Dean M11
6 Karmøy 1) Frøyland-Jensen, Amund M13	A 2:15.60	36.12	1:12.70	1:46.82	2:15.60	3) Larsen, Sara W13 4) Grønfor, Christian M13
						2) Brechenser, Kieran M M14 3) Robertson, Tom A M13
						2) Bain, Sophie W13 3) Slessor, Conrad M13
						2) Ward, Logan J M14 3) Campbell, Katy A W13
						2) Riach, Jessica W14 3) Wood, Jacob M13
						2) Storer, William M13 3) Smith, Hannah W14
						2) Rossebø, Mina W12



7	Garioch 1) <i>Cheyne, Amira W14</i>	A	2:15.69 2) <i>Gow, Nula W13</i>	33.26	1:09.99 3) <i>Mitchell, Kyle M12</i>	1:44.12 4) <i>Tetlow, Fraser M12</i>	2:15.69
8	Aberdeen Per 1) <i>Alexander, Lucy W14</i>	B	2:17.22 2) <i>MacDonald, Calvin M12</i>	34.99	1:14.80 3) <i>Lennox, Kieran M12</i>	1:46.44 4) <i>Dempsey, Morven W14</i>	2:17.22
9	Broch 1) <i>Calder, Lisa-Marie W13</i>	A	2:21.37 2) <i>Bruce, Natalie W13</i>	36.41	1:17.00 3) <i>Gibson, Jake M13</i>	1:48.05 4) <i>Skinner, Malachi M11</i>	2:21.37
10	Aberdeen Per 1) <i>Burr, Layton M13</i>	C	2:21.65 2) <i>Bristo, Amy W14</i>	35.54	1:17.76 3) <i>Cassidy, Kate W14</i>	1:51.40 4) <i>Clark, Alex M13</i>	2:21.65
11	South Aberde 1) <i>Ross, Hannah E W14</i>	B	2:22.01 2) <i>Bamford, Clara W13</i>	35.22	1:15.88 3) <i>Elrick, Lewis M13</i>	1:48.96 4) <i>Smitton, Andrew M12</i>	2:22.01
12	Aberdeen 1) <i>Komar, Eleanor W12</i>	A	2:28.79 2) <i>Komar, William M14</i>	40.99	1:19.87 3) <i>Hayes, Ciaran M13</i>	1:55.47 4) <i>McPherson, Grace W11</i>	2:28.79
---	Glenrothes 1) <i>King, Ryan M14</i>	A	DQ 2) <i>Glasgow, Aimee W14</i>		3) <i>Cathro, Finlay W13</i>	4) <i>Younger, Adam M13</i>	

Event 302 Mixed 15 & Over 4 x 50 Metre Medley Relay

Team		Time	50	100	150	200	
1	Aberdeen Per 1) <i>McIntosh, Caroline W19</i>	A	1:56.16 2) <i>Baillie, Lewis M18</i>	31.68	1:02.99 3) <i>Alcaras, Gaia W16</i>	1:31.64 4) <i>Agnew, Fraser M17</i>	1:56.16
2	Aberdeen Per 1) <i>Fraser, Sarah W17</i>	B	1:58.26 2) <i>Miley, Hannah L W29</i>	32.89	1:05.68 3) <i>Barrett, Carl M18</i>	1:33.28 4) <i>Travis, Cameron M15</i>	1:58.26
3	Bryne SK 1) <i>Jøntvedt, Jon M15</i> <i>Gussing, Cecilia Diane W14</i>	A	2:00.33 2) <i>Gussing, Madeleine Cecilia W13</i>	29.56	1:05.86 3) <i>Tobiassen, Mats Fjogstad M16</i>	1:31.49 4) <i>Tobiassen, Mats Fjogstad M16</i>	2:00.33
4	Karmøy 1) <i>Grønfor, Aleksander M16</i>	A	2:00.96 2) <i>Munkejord, Stian M17</i>	29.32	1:02.23 3) <i>Storstein, Maria W18</i>	1:31.64 4) <i>Krawiec, Kaja W13</i>	2:00.96
5	Aberdeen Per 1) <i>Brown, Matthew M15</i>	C	2:02.69 2) <i>Adams, Orla L W24</i>	32.24	1:06.92 3) <i>Swanson, Mhairi W19</i>	1:37.53 4) <i>Eason, Jamie M21</i>	2:02.69
6	Elgin 1) <i>Shand, Holly J W15</i>	A	2:03.86 2) <i>Officer, Georgia W15</i>	32.28	1:37.76 3) <i>Dickson, Craig M17</i>	2:03.86 4) <i>Barnett, Ewan M17</i>	
7	South Aberde 1) <i>Tulloch, Katie W17</i>	A	2:06.01 2) <i>Charles, Luke M15</i>	33.39	1:09.49 3) <i>Hutcheon, Zoe W18</i>	1:39.38 4) <i>Scott, Callum M17</i>	2:06.01
8	South Aberde 1) <i>Sutherland, Ethan M15</i>	B	2:13.67 2) <i>Lumsden, Ruby W15</i>	33.29	1:14.25 3) <i>Alexander, Ross M15</i>	1:44.92 4) <i>Sutherland, Elle W16</i>	2:13.67
9	Karmøy 1) <i>Westre, Ørjan M15</i>	B	2:20.98 2) <i>Manchev, Lazar M13</i>	32.50	1:15.65 3) <i>Østerhus, Kristina W14</i>	1:50.32 4) <i>Nikelis, Haide W12</i>	2:20.98
---	Bryne SK 1) <i>Klungland, Simen Klausen M14</i> <i>Nygård, Sanne W13</i>	B	DQ		2) <i>Anfinnsen, Viktor M16</i>	3) <i>Magnussen, Kristin Nygård W17</i>	4)

Event 401 Girls 11-13 200 Metre IM

Name	Age	Club	Time	50	100	150	200
1 Taylor, Erin	13	Fins	2:29.93	33.21	1:12.70	1:55.03	2:29.93
2 Cosens, Elise	13	Tain	2:34.91	31.78	1:11.51	1:58.17	2:34.91
3 Gow, Nula	13	Garioch	2:37.36	35.05	1:17.16	2:01.15	2:37.36
4 Bain, Sophie	13	Aberdeen Per	2:39.80	33.66	1:15.08	2:01.88	2:39.80
5 Larsen, Sara	13	Karmøy	2:40.45	34.68	1:17.04	2:03.49	2:40.45
6 Taylor, Lauren	13	Co Glasgow	2:41.45	34.76	1:15.43	2:03.89	2:41.45
7 Lee, Esme	12	Fins	2:43.64	36.70	1:16.14	2:04.38	2:43.64
8 Macdonald, Isla	12	Inverness	2:44.03	33.95	1:16.89	2:05.14	2:44.03
9 Juskowiak, Sophie	13	Fins	2:44.15	34.14	1:17.65	2:04.37	2:44.15
10 Calder, Lisa-Marie	13	Broch	2:46.23	35.03	1:18.11	2:08.71	2:46.23
11 Cochrane, Ayla	12	Co Glasgow	2:46.24	38.69	1:20.45	2:09.03	2:46.24
12 Cathro, Finlay	13	Glenrothes	2:46.29	34.58	1:16.38	2:09.04	2:46.29
13 Cheshire, Maya	12	Elgin	2:46.82	35.38	1:20.21	2:09.13	2:46.82
14 Atherton, Lucy	12	Carnegie	2:48.65	38.34	1:22.42	2:12.09	2:48.65
15 Buchan, Phoebe	13	Broch	2:49.17	37.54	1:21.11	2:10.93	2:49.17
16 Watt, Erica	13	Carnegie	2:49.21	38.41	1:21.21	2:12.18	2:49.21
17 Goodbrand, Alyssa	12	Ythan	2:49.60	36.29	1:19.03	2:09.13	2:49.60
18 Ramsay, Jennifer	13	StirlingSwim	2:49.79	35.77	1:18.42	2:11.92	2:49.79
19 Brown, Darcey	12	St Thomas	2:49.85	32.24	1:15.56	2:09.15	2:49.85
20 Ligtendag, Faye	13	South Aberde	2:50.57	35.80	1:21.31	2:10.72	2:50.57
*21 Johnston, Lilly	13	Elgin	2:50.77	38.51	1:19.66	2:11.59	2:50.77
*21 Low, Katie	12	Glenrothes	3:06.27	40.12	1:26.35	2:25.03	3:06.27
22 Louw, Melana C	13	South Aberde	2:50.97	35.25	1:18.32	2:12.11	2:50.97
23 Ligtendag, Gemma	13	South Aberde	2:51.11	36.46	1:22.86	2:11.46	2:51.11
24 Gault, Eilidh	13	Ythan	2:51.62	35.07	1:21.53	2:11.73	2:51.62
25 Morrison, Hannah	13	South Aberde	2:51.76	37.18	1:22.91	2:15.39	2:51.76
26 Zanre-Wilson, Taylor	13	Peterhead	2:51.94	36.16	1:21.77	2:11.44	2:51.94
27 Greig, Megan	12	Aberdeen Per	2:53.07	39.62	1:22.38	2:13.12	2:53.07
28 McAulay, Emma	12	Co Glasgow	2:54.08	37.73	1:20.36	2:16.02	2:54.08
29 Armit, Holly	13	Fins	2:54.34	38.11	1:22.33	2:13.51	2:54.34
30 Beaton, Jessica	12	Aberdeen	2:55.84	38.26	1:22.25	2:14.48	2:55.84
31 Bromham, Megan	13	Inverness	2:56.56	37.75	1:22.53	2:17.42	2:56.56
32 Adair, Sophie	13	South Aberde	2:56.68	36.34	1:19.99	2:17.26	2:56.68
33 Smith, Taylor	12	St Thomas	2:57.08	38.71	1:24.81	2:17.90	2:57.08
34 McKenzie, Emer	13	Co Glasgow	2:58.11	38.23	1:24.45	2:15.48	2:58.11
35 Scobbie, Perrie	11	StirlingSwim	2:59.06	36.65	1:21.97	2:16.64	2:59.06
36 Hall, Alice	12	South Aberde	2:59.20	40.30	1:25.72	2:18.66	2:59.20
37 McNeill, Anna	11	Aberdeen Per	2:59.22	39.75	1:25.11	2:20.21	2:59.22
38 Gordon, Eva	11	StirlingSwim	2:59.36	39.63	1:25.10	2:20.77	2:59.36
39 Owens, Rebecca	12	Carnegie	3:00.56	41.34	1:29.10	2:19.07	3:00.56
40 Edgerton, Amber	12	Aberdeen Per	3:00.80	41.33	1:24.05	2:22.63	3:00.80
41 Chalmers, Ella	12	Ythan	3:01.58	40.82	1:27.47	2:20.28	3:01.58
42 Simmers, Leona-Jade	12	St Thomas	3:03.77	39.73	1:26.93	2:22.35	3:03.77
43 Currie, Erin	12	Ythan	3:05.51	41.48	1:26.71	2:24.14	3:05.51
44 Bain, Kayla	12	Step Rock	3:06.73	46.75	1:35.28	2:26.57	3:06.73
45 Komar, Eleanor	12	Aberdeen	3:07.32	40.44	1:29.76	2:23.72	3:07.32
46 Myles, Orla	12	South Aberde	3:08.00	39.98	1:25.35	2:24.82	3:08.00
47 Innes, Zara	12	Carnegie	3:08.88	41.05	1:28.93	2:26.83	3:08.88
48 Kendall, Isabelle	12	StirlingSwim	3:08.93	42.56	1:29.86	2:25.88	3:08.93
49 Boyd, Tessa	11	Garioch	3:09.30	42.97	1:30.60	2:28.40	3:09.30
50 Woodman, Darcey	12	Nairn	3:10.36	39.78	1:28.46	2:28.49	3:10.36
--- Ren, Heidi	11	Co Glasgow	DQ				

Event 401 Girls 14-15 200 Metre IM

Name	Age	Club	Time	50	100	150	200
1 Shand, Holly J	15	Elgin	2:30.87	31.27	1:08.02	1:54.61	2:30.87
2 Hall, Kailyn	15	Aberdeen Per	2:32.21	31.61	1:13.80	1:57.85	2:32.21
3 Borgstroem, Ingrid E	15	Randaberg	2:33.04	32.61	1:11.47	1:57.17	2:33.04
4 Officer, Georgia	15	Elgin	2:34.93	33.15	1:14.83	1:58.53	2:34.93
5 Perry, Sienna	14	Aberdeen Per	2:34.99	33.47	1:13.49	2:00.23	2:34.99
6 Boddie, Catherine	15	Garioch	2:35.82	32.97	1:13.36	1:59.50	2:35.82
7 Cheyne, Amira	14	Garioch	2:36.43	34.32	1:14.46	1:59.91	2:36.43
8 Coia-Gamble, Kaitlin	14	Inverness	2:38.06	34.17	1:16.54	2:01.85	2:38.06
9 Schulz, Jessica	14	Nairn	2:39.03	35.40	1:18.87	2:02.46	2:39.03
10 McGregor, Thanrada	14	Carnegie	2:39.57	34.08	1:15.46	2:02.86	2:39.57
11 Simpson, Holly	15	Aberdeen Per	2:39.61	32.59	1:16.86	2:03.52	2:39.61
12 Smith, Hannah	14	South Aberde	2:44.38	34.18	1:17.35	2:07.31	2:44.38
13 Yuda, Faith	14	South Aberde	2:44.73	34.08	1:16.26	2:07.41	2:44.73
14 Alexander, Lucy	14	Aberdeen Per	2:44.97	37.91	1:18.99	2:08.11	2:44.97
15 Dempsey, Morven	14	Aberdeen Per	2:45.10	34.67	1:17.57	2:07.56	2:45.10
16 Riach, Jessica	14	Elgin	2:45.64	34.93	1:17.21	2:04.41	2:45.64
17 Ross, Hannah E	14	South Aberde	2:46.62	36.34	1:18.14	2:10.34	2:46.62
18 Muirhead, Remi	14	Co Glasgow	2:47.81	36.34	1:20.31	2:08.59	2:47.81
19 Cassidy, Kate	14	Aberdeen Per	2:52.35	34.52	1:16.77	2:12.52	2:52.35
20 Lewsey, Alice	14	South Aberde	2:53.76	37.69	1:23.37	2:14.76	2:53.76
--- Cox, Cerys K	14	South Aberde	DQ				

Event 401 Girls 16 & Over 200 Metre IM

Name	Age	Club	Time	50	100	150	200
1 Alcaras, Gaia	16	Aberdeen Per	2:26.45	30.32	1:07.36	1:52.76	2:26.45
2 Swanson, Mhairi	19	Aberdeen Per	2:27.24	31.24	1:07.38	1:52.50	2:27.24
3 Borgstroem, Oda K	19	Randaberg	2:27.96	32.70	1:10.93	1:53.99	2:27.96
4 Leifsen, Ingrid	17	H S K	2:31.47	31.80	1:10.90	1:57.10	2:31.47
5 Wright, Annabelle	16	Alford Otter	2:34.68	32.47	1:12.77	1:59.25	2:34.68
6 Magnussen, Kristin Nygård	17	Bryne SK	2:41.67	33.78	1:16.32	2:02.78	2:41.67
7 Bain, Katie	18	Aberdeen Per	2:50.34	35.18	1:20.84	2:12.87	2:50.34

Event 402 Boys 11-13 200 Metre Backstroke

Name	Age	Club	Time	50	100	150	200
1 Brown, Lucas	13	Elgin	2:24.70	33.66	1:09.69	1:48.27	2:24.70
2 Wood, Jacob	13	Elgin	2:26.26	34.08	1:12.17	1:49.94	2:26.26
3 MacDonald, Calvin	12	Aberdeen Per	2:26.77	34.18	1:10.91	1:49.19	2:26.77
4 Storer, William	13	South Aberde	2:31.74	34.17	1:12.79	1:52.67	2:31.74
5 Burr, Layton	13	Aberdeen Per	2:37.05	37.07	1:17.96	1:58.53	2:37.05
6 Dewar, Matthew	13	Carnegie	2:37.24	37.12	1:16.81	1:58.42	2:37.24
7 Hayes, Ciaran	13	Aberdeen	2:38.30	37.49	1:19.02	1:59.76	2:38.30
8 Mitchell, Kyle	12	Garioch	2:38.33	38.06	1:18.42	1:59.28	2:38.33
9 Tetlow, Fraser	12	Garioch	2:39.95	37.53	1:18.95	2:00.38	2:39.95
10 Mitchell, Jack	13	Aberdeen Per	2:42.06	37.98	1:19.01	2:00.82	2:42.06
11 Gray, Ben	13	Inverleith	2:42.97	38.73	1:21.22	2:03.38	2:42.97
12 Fearn, Dean	11	South Aberde	2:43.39	38.06	1:20.83	2:03.64	2:43.39
13 Gorczynski, Liam	11	Monifieth	2:43.76	37.94	1:18.49	2:01.92	2:43.76
14 Jackson, Logan	12	Aberdeen Per	2:45.13	39.36	1:20.99	2:03.97	2:45.13
15 Lister, Cameron	13	Carnegie	2:45.25	39.22	1:21.88	2:06.16	2:45.25
16 Sanger, Nathan	13	Peterhead	2:45.96	38.95	1:22.07	2:05.21	2:45.96
17 Paton, Jonny	13	Carnegie	2:46.97	39.61	1:22.67	2:06.40	2:46.97
18 Thomson, Calum	13	Aberdeen	2:47.04	38.92	1:22.08	2:04.82	2:47.04
19 Skinner, Malachi	11	Broch	2:47.35	40.02	1:23.12	2:05.51	2:47.35
20 Elrick, Lewis	13	South Aberde	2:47.99	38.49	1:21.71	2:05.50	2:47.99
21 Skakle, Michael	13	Inverleith	2:48.38	41.07	1:24.23	2:08.05	2:48.38

22	Johnson, Lukas	12	Aberdeen Per	2:48.70	39.21	1:22.84	2:06.85	2:48.70
23	McLaughlin, Fraser	12	Elgin	2:49.09	39.84	1:23.77	2:07.42	2:49.09
24	Webster, Rory	11	Monifieth	2:51.81	40.05	1:24.06	2:09.19	2:51.81
25	McLean, Ashton	11	Broch	2:51.95	40.37	1:24.99	2:09.67	2:51.95
26	Hall, Daniel	12	Aberdeen Per	2:52.57	40.39	1:24.21	2:08.92	2:52.57
27	Ward, Logan	13	Glenrothes	2:53.77	43.19	1:28.21	2:12.13	2:53.77
28	Sharma, Aarush	13	Aberdeen Per	2:55.69	41.81	1:26.20	2:11.64	2:55.69
29	Wilson, Daniel	13	Step Rock	2:56.02	40.82	1:25.67	2:12.39	2:56.02
30	Smitton, Andrew	12	South Aberde	2:56.37	41.30	1:26.57	2:12.98	2:56.37
31	Milner, Joseph	13	Aberdeen Dol	2:56.39	39.81	1:24.90	2:10.84	2:56.39
32	Morrison, Cole	12	StirlingSwim	2:57.94	42.22	1:29.30	2:14.90	2:57.94
33	Sullivan, Charlie	12	Carnegie	2:58.01	40.56	1:25.61	2:11.97	2:58.01
34	Burton, Fraser	12	Orkney	2:58.44	41.67	1:26.54	2:13.28	2:58.44
35	Weavers, Ollie	11	Carnegie	3:00.49	41.02	1:28.24	2:14.85	3:00.49
36	Wishart, Ollie	11	Carnegie	3:03.42	44.27	1:31.55	2:19.24	3:03.42
37	McCombie, Dylan	12	South Aberde	3:03.91	44.11	1:33.30	2:21.53	3:03.91
38	Stewart, Fraser	12	Step Rock	3:06.71	45.49	1:35.12	2:22.88	3:06.71
39	Muir, Lewis	11	Carnegie	3:07.13	42.48	1:30.79	2:19.40	3:07.13

Event 402 Boys 14-15 200 Metre Backstroke

Name	Age	Club	Time	50	100	150	200	
1	Travis, Cameron	15	Aberdeen Per	2:15.77	32.58	1:07.91	1:43.05	2:15.77
2	Lumsden, Kerr	15	Monifieth	2:19.03	32.26	1:08.23	1:45.20	2:19.03
3	Klungland, Simen Klausen	14	Bryne SK	2:24.39	33.44	1:11.11	1:49.63	2:24.39
4	Anderson, Tony	14	Co Glasgow	2:26.69	34.87	1:11.97	1:49.46	2:26.69
5	Smyth, Scott	14	Carnegie	2:29.25	33.93	1:11.94	1:51.47	2:29.25
6	Brown, Matthew	15	Aberdeen Per	2:29.55	34.17	1:12.28	1:50.92	2:29.55
7	Wardlaw, Blair	14	Fins	2:31.14	35.49	1:14.39	1:53.61	2:31.14
8	Smith, Lewis	15	Aberdeen Per	2:34.92	35.40	1:15.21	1:55.68	2:34.92
9	Lewis, Ben	15	Fins	2:35.52	34.52	1:13.62	1:55.00	2:35.52
10	Robinson, Rayan	14	Aberdeen Per	2:40.87	37.23	1:18.19	2:00.52	2:40.87
11	Kirkpatrick, Daniel	14	Orkney	2:42.10	37.91	1:19.49	2:01.01	2:42.10
12	Komar, William	14	Aberdeen	2:49.32	38.33	1:20.81	2:04.47	2:49.32

Event 402 Boys 16 & Over 200 Metre Backstroke

Name	Age	Club	Time	50	100	150	200	
1	Barrett, Carl	18	Aberdeen Per	2:19.50	32.30	1:07.93	1:43.83	2:19.50
2	Agnew, Fraser	17	Aberdeen Per	2:20.76	32.41	1:08.18	1:45.36	2:20.76
3	Borgstroem, Sigurd O	17	Randaberg	2:22.09	32.72	1:09.68	1:46.94	2:22.09
4	Taylor, James	16	Aberdeen	2:23.11	33.09	1:10.07	1:47.41	2:23.11
5	Leifsen, Gustav	16	H S K	2:27.39	33.49	1:09.08	1:47.65	2:27.39
6	Brooks, Jonathon R	17	Aberdeen Dol	2:27.89	33.78	1:11.89	1:49.18	2:27.89
7	Dickson, Craig	17	Elgin	2:31.40	33.62	1:12.45	1:51.12	2:31.40

Event 403 Girls 11-13 200 Metre Freestyle

Name	Age	Club	Time	50	100	150	200	
1	Cosens, Elise	13	Tain	2:17.60	31.26	1:06.42	1:42.45	2:17.60
2	Krawiec, Kaja	13	Karmøy	2:18.47	31.85	1:07.16	1:43.29	2:18.47
3	Gordon, Cara	13	StirlingSwim	2:20.90	33.93	1:09.96	1:45.54	2:20.90
4	Cumming, Emily	13	Kinross	2:21.24	30.98	1:06.82	1:44.09	2:21.24
5	Rossebø, Mina	12	Karmøy	2:23.53	32.88	1:10.21	1:47.31	2:23.53
6	Bruce, Natalie	13	Broch	2:24.29	32.40	1:10.07	1:48.10	2:24.29
7	Nygård, Sanne	13	Bryne SK	2:24.59	33.12	1:10.10	1:47.52	2:24.59
8	Ren, Heidi	11	Co Glasgow	2:24.85	32.99	1:10.23	1:48.04	2:24.85
9	Calder, Lisa-Marie	13	Broch	2:25.34	33.01	1:09.98	1:48.46	2:25.34
10	Nikelis, Haide	12	Karmøy	2:25.78	33.52	1:10.35	1:48.93	2:25.78
11	Taylor, Lauren	13	Co Glasgow	2:25.82	34.09	1:10.38	1:48.43	2:25.82



12	Gow, Nula	13	Garioch	2:27.46	33.86	1:12.71	1:51.27	2:27.46
13	Buchan, Phoebe	13	Broch	2:29.54	34.60	1:13.45	1:52.41	2:29.54
14	McAulay, Emma	12	Co Glasgow	2:29.63	34.24	1:12.27	1:51.23	2:29.63
15	Bamford, Clara	13	South Aberde	2:29.92	34.34	1:12.96	1:53.40	2:29.92
16	Faulds, Yuki	13	Co Glasgow	2:30.39	34.93	1:12.94	1:52.26	2:30.39
17	MacDonald, Ellen	13	Garioch	2:31.71	34.05	1:12.30	1:51.89	2:31.71
18	Reece, Laura L	13	Aberdeen Dol	2:31.87	34.28	1:13.00	1:53.14	2:31.87
19	Forker, Ellice	13	Carnegie	2:33.94	34.35	1:12.93	1:54.26	2:33.94
20	Thoms, Isla	12	Step Rock	2:34.05	36.12	1:14.90	1:55.33	2:34.05
21	Ligtendag, Faye	13	South Aberde	2:35.05	35.50	1:15.15	1:56.68	2:35.05
22	Armit, Holly	13	Fins	2:36.50	36.09	1:16.04	1:56.49	2:36.50
23	Beaton, Jessica	12	Aberdeen	2:36.53	36.30	1:16.52	1:57.13	2:36.53
24	Suttie, Anna	12	Step Rock	2:36.70	34.08	1:14.08	1:57.25	2:36.70
25	Bromham, Megan	13	Inverness	2:36.84	35.52	1:15.93	1:58.27	2:36.84
26	Adair, Sophie	13	South Aberde	2:36.89	35.08	1:15.16	1:56.29	2:36.89
27	Smith, Taylor	12	St Thomas	2:36.96	35.95	1:16.67	1:58.34	2:36.96
28	Simpson, Zara S	12	Orkney	2:37.15	35.13	1:14.96	1:58.23	2:37.15
29	Hall, Alice	12	South Aberde	2:37.62	36.84	1:18.17	1:58.59	2:37.62
30	Edgerton, Amber	12	Aberdeen Per	2:37.94	36.17	1:17.75	1:59.27	2:37.94
31	Montgomery, Tara	13	Carnegie	2:38.93	35.17	1:16.18	1:58.68	2:38.93
32	Simmers, Leona-Jade	12	St Thomas	2:39.57	35.56	1:16.00	1:58.76	2:39.57
33	Greig, Megan	12	Aberdeen Per	2:40.21	36.97	1:18.90	2:00.32	2:40.21
34	Bristo, Emma	11	Aberdeen Per	2:41.09	35.89	1:18.51	2:02.07	2:41.09
35	Graham, Evie	11	Carnegie	2:41.72	36.91	1:18.60	2:01.29	2:41.72
36	Cowan, Amy	12	Garioch	2:42.30	35.79	1:18.40	2:02.20	2:42.30
37	Myles, Orla	12	South Aberde	2:45.77	37.77	1:21.52	2:03.90	2:45.77
38	Boyd, Tessa	11	Garioch	2:48.51	37.78	1:22.02	2:06.02	2:48.51
39	Innes, Zara	12	Carnegie	2:51.23	38.72	1:23.03	2:06.99	2:51.23

Event 403 Girls 14-15 200 Metre Freestyle

Name	Age	Club	Time	50	100	150	200	
1	McMillan, Jacqueline	14	Carnegie	2:11.86	30.32	1:04.35	1:38.49	2:11.86
2	Hall, Kailyn	15	Aberdeen Per	2:11.91	30.70	1:04.36	1:38.79	2:11.91
3	Yule, Isla	14	South Aberde	2:14.74	30.94	1:05.66	1:40.50	2:14.74
4	Dolenc Luznar, Neza	15	Fins	2:15.32	31.11	1:05.95	1:41.69	2:15.32
5	Nilsen, Mari	15	H S K	2:18.54	31.91	1:06.98	1:42.76	2:18.54
6	Gussing, Cecilia Diane	14	Bryne SK	2:18.97	32.15	1:07.30	1:43.39	2:18.97
7	MacDonald, Mairi	15	Aberdeen Per	2:19.74	31.71	1:06.63	1:43.43	2:19.74
8	Hay, Katie	14	Inverness	2:20.18	31.42	1:07.06	1:44.96	2:20.18
9	McDonald, Lucy	14	Inverleith	2:21.31	32.28	1:08.19	1:45.42	2:21.31
10	Schulz, Jessica	14	Nairn	2:21.39	33.14	1:10.52	1:46.08	2:21.39
11	Boddie, Catherine	15	Garioch	2:21.75	33.02	1:08.97	1:46.10	2:21.75
12	Phillips, Natasha	14	St Thomas	2:23.01	32.49	1:08.70	1:46.79	2:23.01
13	Geddes, Kate E	14	Aberdeen Dol	2:23.16	32.68	1:09.35	1:47.18	2:23.16
14	Alexander, Lucy	14	Aberdeen Per	2:23.73	33.51	1:10.19	1:47.51	2:23.73
15	Cheyne, Amira	14	Garioch	2:24.60	34.40	1:11.25	1:48.49	2:24.60
16	Smith, Hannah	14	South Aberde	2:25.20	33.35	1:11.32	1:48.45	2:25.20
17	Østerhus, Kristina	14	Karmøy	2:25.25	33.47	1:11.20	1:48.34	2:25.25
18	Yuda, Faith	14	South Aberde	2:26.28	34.09	1:11.09	1:49.97	2:26.28
19	Bristo, Amy	14	Aberdeen Per	2:28.60	33.54	1:11.76	1:50.91	2:28.60
20	Dempsey, Morven	14	Aberdeen Per	2:28.97	32.99	1:10.79	1:49.90	2:28.97
21	Muirhead, Remi	14	Co Glasgow	2:32.71	35.36	1:13.82	1:53.86	2:32.71
22	Lewsey, Alice	14	South Aberde	2:33.76	34.98	1:14.29	1:54.54	2:33.76



Event 403 Girls 16 & Over 200 Metre Freestyle

Name	Age	Club	Time	50	100	150	200
1 Storstein, Maria	18	Karmøy	2:07.13	30.97	1:03.28	1:36.03	2:07.13
2 Alcaras, Alice	18	Aberdeen Per	2:07.62	30.20	1:02.85	1:35.68	2:07.62
3 Alcaras, Gaia	16	Aberdeen Per	2:08.94	29.97	1:02.23	1:35.50	2:08.94
4 Taylor, Katie	18	Co Glasgow	2:11.33	30.59	1:03.44	1:37.64	2:11.33
5 Reid, Rebecca	17	Aberdeen	2:12.55	30.29	1:03.17	1:37.56	2:12.55
6 Borgstroem, Oda K	19	Randaberg	2:12.62	31.11	1:04.90	1:39.11	2:12.62
7 Bain, Alicea	16	Aberdeen Per	2:14.47	30.63	1:03.94	1:38.26	2:14.47
8 Murray, Elaine	16	Broch	2:14.61	30.61	1:04.34	1:39.79	2:14.61
9 Wright, Annabelle	16	Alford Otter	2:17.51	31.41	1:06.31	1:42.21	2:17.51
10 Stangeland, Ingeborg Muri	18	Bryne SK	2:18.75	31.93	1:07.47	1:42.84	2:18.75
11 Peter, Alexandra	16	Randaberg	2:20.84	30.98	1:07.47	1:44.64	2:20.84
12 Lawrie, Brooke	18	Nairn	2:21.73	32.13	1:08.90	1:45.69	2:21.73
13 Hutcheon, Zoe	18	South Aberde	2:21.78	32.56	1:08.97	1:45.98	2:21.78
14 Sutherland, Elle	16	South Aberde	2:22.03	31.56	1:07.39	1:44.74	2:22.03
15 Bain, Katie	18	Aberdeen Per	2:27.75	34.39	1:11.86	1:50.02	2:27.75

Event 404 Boys 11-13 50 Metre Breaststroke

Name	Age	Club	Time	Name	Age	Club	Time
1 Mitchell, Cameron	13	St Thomas	33.45	25 Milner, Joseph	13	Aberdeen Dol	41.91
2 McMillan, Matthew	12	Carnegie	34.68	26 Thomson, Calum	13	Aberdeen	41.97
3 Paton, Jonny	13	Carnegie	36.00	27 Manchev, Lazar	13	Karmøy	41.99
4 Gibson, Jake	13	Broch	36.31	28 Mitchell, Jack	13	Aberdeen Per	42.08
5 Younger, Adam	13	Glenrothes	36.71	29 Lennox, Kieran	12	Aberdeen Per	42.33
6 Hayes, Ciaran	13	Aberdeen	37.33	30 Burton, Fraser	12	Orkney	42.41
7 Slessor, Conrad	13	Aberdeen Per	37.52	31 Shulayev-Barnes, Oscar	12	Aberdeen	42.49
8 Clark, Alex	13	Aberdeen Per	38.37	32 Elrick, Lewis	13	South Aberde	42.53
9 Baillie, Alasdair	13	StirlingSwim	38.64	33 Kennedy, Angus	13	Glenrothes	42.92
10 MacDonald, Calvin	12	Aberdeen Per	38.81	34 Hall, Daniel	12	Aberdeen Per	43.06
11 Smyth, David	13	Glenrothes	39.17	35 Gault, Callum	12	Aberdeen	43.20
12 Grønfor, Christian	13	Karmøy	39.21	36 Morrison, Cole	12	StirlingSwim	43.55
13 Clubb, Finlay M	13	Aberdeen Dol	39.94	37 Rae, Jack	12	Ythan	44.04
14 Fraser, Aidan	13	Peterhead	40.07	38 Mitchell, Kyle	12	Garioch	44.41
15 McCombie, Dylan	12	South Aberde	40.40	39 Weavers, Ollie	11	Carnegie	44.66
16 Gray, Ben	13	Inverleith	40.57	40 Fearn, Dean	11	South Aberde	44.67
17 Smith, Callum	13	Peterhead	40.65	41 Travis, Aaron	12	Aberdeen Dol	45.09
18 Ward, Logan	13	Glenrothes	40.80	42 Brown, Martyn	12	Aberdeen Per	47.62
19 Tetlow, Fraser	12	Garioch	41.15	43 Smitton, Andrew	12	South Aberde	47.82
20 Sutherland, Joe	12	Buckie	41.30	44 Brown, Rowan	11	Elgin	48.42
21 Hall, Greg	12	Aberdeen Per	41.31	45 Stewart, Fraser	12	Step Rock	49.62
22 Rattray, Ryan	13	Aberdeen Per	41.59	46 Geary, Rowan	12	Step Rock	53.46
23 Bell, Andrew J	13	Aberdeen Dol	41.68	--- Storer, William	13	South Aberde	DQ
24 Sanger, Nathan	13	Peterhead	41.87				

Event 404 Boys 14-15 50 Metre Breaststroke

Name	Age	Club	Time	Name	Age	Club	Time
1 Ballard, Adam	15	Carnegie	33.15	12 Stewart, Robert	14	Co Glasgow	35.48
2 Anderson, Tony	14	Co Glasgow	33.48	13 Quantrill, Jamie	15	Alford Otter	35.54
3 Brown, Calvin	15	Elgin	34.00	14 Brown, Ethan	15	St Thomas	36.45
4 Brechenser, Kieran M	14	Aberdeen Dol	34.03	15 Taylor, Jon	14	Aberdeen Per	36.65
5 Harrison, Sam	14	Carnegie	34.22	16 Lindsay, Callum	14	Glenrothes	36.75
6 King, Ryan	14	Glenrothes	34.48	17 Christie, Alex	14	Carnegie	37.37
7 Sharpe, Cameron G	15	Aberdeen Dol	34.53	18 Lewis, Ben	15	Fins	37.49
8 Ward, Logan J	14	Aberdeen Dol	34.59	19 Cairney, Calum	14	Ythan	38.33
9 Milner, Nicholas	15	Aberdeen Dol	34.69	20 Kirkpatrick, Daniel	14	Orkney	38.76
*10 Charles, Luke	15	South Aberde	35.29	21 Robinson, Rayan	14	Aberdeen Per	39.13
*10 Duncan, Ryan	15	St Thomas	35.29	22 Komar, William	14	Aberdeen	39.59



Event 404S Boys 11 & Over 50 Metre Breaststroke Swim-off

Name	Age	Club	Time	Name	Age	Club	Time
1 Charles, Luke	15	South Aberde	34.82				
2 Duncan, Ryan	15	St Thomas	35.70				

Event 404 Boys 16 & Over 50 Metre Breaststroke

Name	Age	Club	Time	Name	Age	Club	Time
1 Neally, Ross	19	Co Glasgow	30.40	10 Agnew, Fraser	17	Aberdeen Per	32.31
2 Betout, Youssef	19	Co Glasgow	30.70	11 Stowe, Arran	20	Fins	32.89
3 Baillie, Lewis	18	Aberdeen Per	31.15	12 Eason, Jamie	21	Aberdeen Per	32.94
4 Duncan, Jacob	19	Nairn	31.49	13 Munkejord, Stian	17	Karmøy	33.07
*5 Anfinnsen, Viktor	16	Bryne SK	31.60	14 Farquharson, Adam	17	Co Glasgow	33.28
*5 Grønfur, Aleksander	16	Karmøy	31.60	15 Young, Jordan	24	St Thomas	33.33
7 Swinney, Gregor	21	Co Glasgow	31.83	16 Coueslant, Archie C	16	Aberdeen Dol	34.44
8 Ferguson, Chris J	37	Aberdeen Dol	32.02	17 Weir, Lucas	16	Nairn	34.56
9 Goodfellow, Theo	16	Fins	32.03				

Event 405 Girls 11-13 50 Metre Butterfly

Name	Age	Club	Time	Name	Age	Club	Time
1 Cumming, Emily	13	Kinross	30.06	22 Goodbrand, Alyssa	12	Ythan	34.90
2 Cosens, Elise	13	Tain	30.19	23 Morrison, Hannah	13	South Aberde	34.95
3 Campbell, Katy A	13	Aberdeen Dol	31.26	24 Zanre-Wilson, Taylor	13	Peterhead	35.29
4 Cathro, Finlay	13	Glenrothes	31.53	25 Adair, Sophie	13	South Aberde	35.41
5 Taylor, Erin	13	Fins	31.75	26 Nikelis, Haide	12	Karmøy	35.64
6 Gussing, Madeleine Cecilia	13	Bryne SK	32.14	27 Brown, Gemma	11	Carnegie	35.75
7 Ramsay, Jennifer	13	StirlingSwim	32.84	28 Denny, Ellen	11	Garioch	36.01
8 Urquhart, Erin	12	Aberdeen Per	32.87	29 Edwards, Tara	11	Alford Otter	36.04
9 Louw, Melana C	13	South Aberde	32.91	30 McAulay, Emma	12	Co Glasgow	36.17
10 Weavers, Hebe	13	Carnegie	33.16	31 Suttie, Anna	12	Step Rock	36.47
11 Macdonald, Isla	12	Inverness	33.21	32 Forker, Ellice	13	Carnegie	36.58
12 Bain, Sophie	13	Aberdeen Per	33.52	33 Gordon, Eva	11	StirlingSwim	36.65
13 Gow, Nula	13	Garioch	33.66	34 Armit, Holly	13	Fins	36.73
14 Scobbie, Perrie	11	StirlingSwim	33.93	35 Buchan, Phoebe	13	Broch	36.75
15 Ligtendag, Faye	13	South Aberde	34.03	36 Myles, Orla	12	South Aberde	36.84
16 Gault, Eilidh	13	Ythan	34.22	37 Cowan, Amy	12	Garioch	37.17
17 Ligtendag, Gemma	13	South Aberde	34.40	38 Simpson, Zara S	12	Orkney	37.45
18 Calder, Lisa-Marie	13	Broch	34.44	39 Currie, Erin	12	Ythan	38.85
19 Cheshire, Maya	12	Elgin	34.59	40 Hall, Alice	12	South Aberde	39.01
20 Lee, Esme	12	Fins	34.62	41 Woodman, Darcey	12	Nairn	39.04
21 Faulds, Yuki	13	Co Glasgow	34.67				

Event 405 Girls 14-15 50 Metre Butterfly

Name	Age	Club	Time	Name	Age	Club	Time
1 Yule, Isla	14	South Aberde	29.80	15 Urquhart, Charlie	14	Carnegie	32.27
2 Vestre, Helene O	15	H S K	29.83	16 Officer, Georgia	15	Elgin	32.43
3 Shand, Holly J	15	Elgin	30.33	17 Smith, Hannah	14	South Aberde	32.52
4 Rosie, Caitlin	15	South Aberde	30.81	18 Sutherland, Catriona	15	Elgin	32.66
5 Yuda, Faith	14	South Aberde	30.83	19 Farrands, Kirsty	14	Alford Otter	32.77
6 Hall, Kailyn	15	Aberdeen Per	30.87	20 Glasgow, Aimee	14	Glenrothes	32.82
7 Cheyne, Amira	14	Garioch	30.95	21 Macdougall, Ellie Kate	15	Inverness	32.93
8 Nilsen, Mari	15	H S K	31.19	22 Fraser, Amy	14	Ythan	33.35
9 Simpson, Holly	15	Aberdeen Per	31.49	23 Brewis, Rebecca S	15	South Aberde	33.39
10 McGregor, Thanrada	14	Carnegie	31.64	24 Allan, Laura	14	Garioch	33.45
11 MacDonald, Mairi	15	Aberdeen Per	31.68	25 Cox, Cerys K	14	South Aberde	33.56
12 Gourlay, Erin	14	Co Glasgow	31.79	26 Schulz, Jessica	14	Nairn	33.73
13 Reynard, Maya L	14	Aberdeen Dol	31.96	27 Cassidy, Kate	14	Aberdeen Per	33.74
14 Boddie, Catherine	15	Garioch	32.05	28 Ross, Hannah E	14	South Aberde	33.77



29 McDonald, Lucy	14	Inverleith	34.32
30 Riach, Jessica	14	Elgin	34.43
31 Lam, Megan	14	Aberdeen Per	34.74

32 Østerhus, Kristina	14	Karmøy	34.88
33 Dempsey, Morven	14	Aberdeen Per	35.03

Event 405 Girls 16 & Over 50 Metre Butterfly

Name	Age	Club	Time
1 Perry, Yasmin	18	Aberdeen Per	27.78
2 Leifsen, Ingrid	17	H S K	29.08
3 Alcaras, Gaia	16	Aberdeen Per	29.18
4 Hutchison, Emmie	20	Co Glasgow	29.21
5 Storstein, Maria	18	Karmøy	30.02
6 Hutcheon, Zoe	18	South Aberde	30.13
7 Swanson, Mhairi	19	Aberdeen Per	30.22
8 Murray, Elaine	16	Broch	30.75
9 Newlands, Georgie	16	Elgin	31.07

Name	Age	Club	Time
10 Wood, Maree	16	Tain	31.37
11 Wright, Annabelle	16	Alford Otter	31.40
12 Reid, Anna	16	Nairn	31.57
13 Bain, Katie	18	Aberdeen Per	31.64
14 Børseth, Mari	18	H S K	31.86
15 Anderson, Devan	18	Aberdeen Per	32.41
16 Peter, Alexandra	16	Randaberg	32.42
17 Smith, Jasmin	17	Lerwick	32.79
18 Magnussen, Kristin Nygård	17	Bryne SK	33.29

Event 406 Boys 11-13 100 Metre Butterfly

Name	Age	Club	Time	50	100
1 Robertson, Tom A	13	Aberdeen Dol	1:05.38	31.17	1:05.38
2 McMillan, Matthew	12	Carnegie	1:08.08	32.14	1:08.08
3 Slessor, Conrad	13	Aberdeen Per	1:08.25	31.89	1:08.25
4 Clubb, Finlay M	13	Aberdeen Dol	1:09.22	32.35	1:09.22
5 Wood, Jacob	13	Elgin	1:09.84	32.95	1:09.84
6 Storer, William	13	South Aberde	1:10.61	31.32	1:10.61
7 Younger, Adam	13	Glenrothes	1:12.20	32.36	1:12.20
8 Gibson, Jake	13	Broch	1:12.59	32.87	1:12.59
9 Mitchell, Kyle	12	Garioch	1:13.77	34.85	1:13.77
10 Brown, Lucas	13	Elgin	1:14.22	33.94	1:14.22
11 Lennox, Kieran	12	Aberdeen Per	1:14.55	33.79	1:14.55
12 Elrick, Lewis	13	South Aberde	1:15.21	33.87	1:15.21
13 McVicar, Greig	12	Inverleith	1:16.73	35.20	1:16.73
14 Tetlow, Fraser	12	Garioch	1:17.02	34.91	1:17.02
15 Clark, Alex	13	Aberdeen Per	1:18.30	35.28	1:18.30
16 Fearn, Dean	11	South Aberde	1:19.49	35.83	1:19.49
17 Smyth, David	13	Glenrothes	1:19.58	35.79	1:19.58
18 Rattray, Ryan	13	Aberdeen Per	1:19.77	36.40	1:19.77
19 Kennedy, Angus	13	Glenrothes	1:20.17	37.30	1:20.17
20 McLaughlin, Fraser	12	Elgin	1:23.17	38.46	1:23.17
21 Gorczynski, Liam	11	Monifieth	1:23.39	37.95	1:23.39
22 Webster, Rory	11	Monifieth	1:23.91	37.69	1:23.91
23 Travis, Aaron	12	Aberdeen Dol	1:24.08	37.36	1:24.08
24 Ward, Irvine J	12	Aberdeen Dol	1:24.23	38.20	1:24.23
25 Gauld, Callum	12	Aberdeen	1:24.55	39.18	1:24.55
26 Sutherland, Joe	12	Buckie	1:25.60	38.24	1:25.60
*27 Johnson, Lukas	12	Aberdeen Per	1:27.09	39.73	1:27.09
*27 Jackson, Logan	12	Aberdeen Per	1:27.09	39.33	1:27.09
29 Smitton, Andrew	12	South Aberde	1:28.35	40.99	1:28.35
30 Shulayev-Barnes, Oscar	12	Aberdeen	1:29.74	41.65	1:29.74
31 Morrison, Cole	12	StirlingSwim	1:33.08	42.82	1:33.08
32 McCombie, Dylan	12	South Aberde	1:35.44	42.79	1:35.44



Event 406 Boys 14-15 100 Metre Butterfly

Name	Age	Club	Time	50	100
1 Brown, Ethan	15	St Thomas	1:01.18	29.33	1:01.18
2 Bakken, Brage Ree	15	Bryne SK	1:02.17	28.34	1:02.17
3 Lumsden, Kerr	15	Monifieth	1:02.31	28.94	1:02.31
4 Travis, Cameron	15	Aberdeen Per	1:02.78	29.66	1:02.78
5 Montgomery, Ben	15	Carnegie	1:04.88	30.24	1:04.88
6 Smyth, Scott	14	Carnegie	1:06.07	30.86	1:06.07
7 Harrison, Sam	14	Carnegie	1:06.50	31.08	1:06.50
*8 Taylor, Jon	14	Aberdeen Per	1:07.25	31.12	1:07.25
*8 Ward, Logan J	14	Aberdeen Dol	1:07.25	31.80	1:07.25
10 Brechenser, Kieran M	14	Aberdeen Dol	1:07.32	31.38	1:07.32
11 Brown, Calvin	15	Elgin	1:09.27	32.25	1:09.27
12 Lewis, Ben	15	Fins	1:09.29	31.61	1:09.29
13 Siggins, Darragh	15	Aberdeen Per	1:09.93	31.76	1:09.93
14 Alexander, Ross	15	South Aberde	1:11.46	33.51	1:11.46
15 King, Ryan	14	Glenrothes	1:11.50	32.87	1:11.50
16 Cairney, Calum	14	Ythan	1:11.62	33.33	1:11.62
17 Klungland, Simen Klausen	14	Bryne SK	1:12.65	31.42	1:12.65
18 Christie, Alex	14	Carnegie	1:13.46	34.59	1:13.46

Event 406 Boys 16 & Over 100 Metre Butterfly

Name	Age	Club	Time	50	100
1 Swinney, Gregor	21	Co Glasgow	57.98	27.44	57.98
2 Tobiassen, Mats Fjogstad	16	Bryne SK	58.87	27.57	58.87
3 Agnew, Fraser	17	Aberdeen Per	1:00.23	27.56	1:00.23
4 Barrett, Carl	18	Aberdeen Per	1:00.27	28.03	1:00.27
5 Taylor, James	16	Aberdeen	1:04.37	29.60	1:04.37
6 Pate, Euan	18	Fins	1:04.83	30.29	1:04.83
7 Coueslant, Archie C	16	Aberdeen Dol	1:06.05	30.23	1:06.05

Event 407 Girls 11-13 100 Metre Backstroke

Name	Age	Club	Time	50	100
1 Urquhart, Erin	12	Aberdeen Per	1:13.37	36.09	1:13.37
2 Lee, Esme	12	Fins	1:13.85	35.47	1:13.85
3 Bain, Sophie	13	Aberdeen Per	1:14.73	35.80	1:14.73
4 Bruce, Natalie	13	Broch	1:15.17	37.50	1:15.17
5 Ren, Heidi	11	Co Glasgow	1:15.25	36.30	1:15.25
6 Faulds, Ayumi	13	Co Glasgow	1:16.03	36.25	1:16.03
7 Weavers, Hebe	13	Carnegie	1:16.32	36.72	1:16.32
8 Johnston, Lilly	13	Elgin	1:17.20	37.67	1:17.20
9 Atherton, Lucy	12	Carnegie	1:17.22	37.74	1:17.22
10 Juskowiak, Sophie	13	Fins	1:17.23	37.36	1:17.23
11 Cochrane, Ayla	12	Co Glasgow	1:17.73	37.78	1:17.73
12 Nygård, Sanne	13	Bryne SK	1:17.76	37.98	1:17.76
13 Calder, Lisa-Marie	13	Broch	1:18.23	37.58	1:18.23
14 Larsen, Sara	13	Karmøy	1:18.33	38.23	1:18.33
15 Watt, Erica	13	Carnegie	1:18.50	37.50	1:18.50
16 Brown, Darcey	12	St Thomas	1:18.70	37.89	1:18.70
17 Reece, Laura L	13	Aberdeen Dol	1:18.76	38.19	1:18.76
18 Krawiec, Kaja	13	Karmøy	1:18.79	38.82	1:18.79
19 Goodbrand, Alyssa	12	Ythan	1:18.98	38.02	1:18.98
20 Thoms, Isla	12	Step Rock	1:19.06	38.65	1:19.06
21 Edgerton, Amber	12	Aberdeen Per	1:19.30	38.68	1:19.30
22 Louw, Melana C	13	South Aberde	1:19.39	39.09	1:19.39
23 Ligtendag, Faye	13	South Aberde	1:19.40	38.40	1:19.40
24 Gow, Nula	13	Garioch	1:19.71	39.76	1:19.71
25 Beaton, Jessica	12	Aberdeen	1:20.21	38.74	1:20.21
26 Adair, Sophie	13	South Aberde	1:20.36	38.67	1:20.36



27	Zanre-Wilson, Taylor	13	Peterhead	1:20.72	39.03	1:20.72
28	Greig, Megan	12	Aberdeen Per	1:20.98	39.36	1:20.98
29	Strachan, Skye	13	Broch	1:21.35	39.08	1:21.35
30	McPherson, Grace	11	Aberdeen	1:22.10	40.37	1:22.10
*31	Bromham, Megan	13	Inverness	1:22.18	39.51	1:22.18
*31	Forker, Ellice	13	Carnegie	1:22.18	39.28	1:22.18
33	Scobbie, Perrie	11	StirlingSwim	1:22.24	38.45	1:22.24
34	Bristo, Emma	11	Aberdeen Per	1:22.32	40.29	1:22.32
35	MacDonald, Ellen	13	Garioch	1:22.33	39.66	1:22.33
36	Low, Katie	12	Glenrothes	1:22.50	40.25	1:22.50
37	Smith, Taylor	12	St Thomas	1:22.60	40.78	1:22.60
38	Buchan, Phoebe	13	Broch	1:22.76	40.50	1:22.76
39	Hall, Alice	12	South Aberde	1:22.77	41.30	1:22.77
40	Armit, Holly	13	Fins	1:23.54	40.70	1:23.54
41	Brown, Gemma	11	Carnegie	1:23.76	41.65	1:23.76
42	Darroch, Rianna	13	Inverness	1:23.93	40.15	1:23.93
43	Kendall, Isabelle	12	StirlingSwim	1:24.01	40.91	1:24.01
44	McIntyre, Caitlin	11	Glenrothes	1:24.03	41.96	1:24.03
45	Bain, Kayla	12	Step Rock	1:24.56	41.23	1:24.56
46	Currie, Erin	12	Ythan	1:24.83	41.51	1:24.83
47	Cowan, Amy	12	Garioch	1:24.96	40.12	1:24.96
48	Simmers, Leona-Jade	12	St Thomas	1:25.07	41.47	1:25.07
49	Innes, Zara	12	Carnegie	1:25.15	41.83	1:25.15
50	Denny, Ellen	11	Garioch	1:25.44	41.61	1:25.44
51	Owens, Rebecca	12	Carnegie	1:25.49	40.93	1:25.49
52	Graham, Evie	11	Carnegie	1:25.94	41.78	1:25.94
53	Komar, Eleanor	12	Aberdeen	1:26.16	41.94	1:26.16
54	Wright, Josephine	12	Alford Otter	1:26.31	42.10	1:26.31
55	Chalmers, Ella	12	Ythan	1:26.97	42.97	1:26.97
56	Boyd, Tessa	11	Garioch	1:27.11	42.62	1:27.11
57	Brown, Sam	12	Aberdeen Dol	1:28.25	42.01	1:28.25
58	Myles, Orla	12	South Aberde	1:28.31	42.15	1:28.31
59	Woodman, Darcey	12	Nairn	1:28.33	43.58	1:28.33

Event 407 Girls 14-15 100 Metre Backstroke

Name	Age	Club	Time	50	100	
1	McMillan, Jacqueline	14	Carnegie	1:07.12	32.92	1:07.12
2	Shand, Holly J	15	Elgin	1:07.94	32.91	1:07.94
3	Borgstroem, Ingrid E	15	Randaberg	1:08.48	34.04	1:08.48
4	MacDonald, Mairi	15	Aberdeen Per	1:10.55	33.61	1:10.55
5	Cheyne, Amira	14	Garioch	1:11.57	36.00	1:11.57
6	Perry, Sienna	14	Aberdeen Per	1:11.62	34.73	1:11.62
7	Sutherland, Catriona	15	Elgin	1:12.24	34.85	1:12.24
8	O'Connor, Erin	15	Fins	1:12.58	34.26	1:12.58
9	Boddie, Catherine	15	Garioch	1:12.75	35.66	1:12.75
10	Yule, Isla	14	South Aberde	1:13.51	34.86	1:13.51
11	Coia-Gamble, Kaitlin	14	Inverness	1:14.31	36.33	1:14.31
12	Alexander, Lucy	14	Aberdeen Per	1:14.99	36.28	1:14.99
13	Geddes, Kate E	14	Aberdeen Dol	1:15.24	36.21	1:15.24
14	Ross, Hannah E	14	South Aberde	1:15.35	37.34	1:15.35
15	Phillips, Natasha	14	St Thomas	1:16.04	36.62	1:16.04
16	Gourlay, Erin	14	Co Glasgow	1:16.59	37.04	1:16.59
17	Rosie, Caitlin	15	South Aberde	1:16.62	36.67	1:16.62
18	Yuda, Faith	14	South Aberde	1:17.15	37.68	1:17.15
19	Dempsey, Morven	14	Aberdeen Per	1:17.48	36.76	1:17.48
20	Smith, Hannah	14	South Aberde	1:18.74	37.95	1:18.74
21	Munro, Sula	14	South Aberde	1:19.60	38.76	1:19.60
22	Cassidy, Kate	14	Aberdeen Per	1:20.54	39.05	1:20.54
23	Farrands, Kirsty	14	Alford Otter	1:20.80	37.64	1:20.80



Event 407 Girls 16 & Over 100 Metre Backstroke


Name	Age	Club	Time		
1 Swanson, Mhairi	19	Aberdeen Per	1:07.72	33.25	1:07.72
2 Alcaras, Alice	18	Aberdeen Per	1:08.72	33.85	1:08.72
3 Murray, Elaine	16	Broch	1:09.64	33.64	1:09.64
4 Wood, Maree	16	Tain	1:10.37	34.08	1:10.37
5 Sutherland, Elle	16	South Aberde	1:12.96	34.93	1:12.96
6 Reid, Anna	16	Nairn	1:15.98	37.18	1:15.98
7 McLean, Erin	17	Aberdeen Per	1:17.62	36.82	1:17.62

Event 408 Boys 11-13 400 Metre Freestyle

Name	Age	Club	Time	50	100	150	200	250	300	350	400
1 Gibson, Jake	13	Broch	4:36.58	31.11	1:05.81	1:41.42	2:16.44	2:52.61	3:28.51	4:04.67	4:36.58
2 Frøyland-Jensen, Amund	13	Karmøy	4:40.37	31.14	1:06.40	1:42.58	2:18.20	2:54.74	3:31.11	4:07.16	4:40.37
3 Storer, William	13	South Aberde	4:47.57	30.31	1:04.30	1:40.48	2:17.53	2:55.47	3:33.80	4:11.35	4:47.57
4 Slessor, Conrad	13	Aberdeen Per	4:49.76	31.38	1:06.65	1:43.58	2:21.49	2:59.28	3:38.60	4:15.38	4:49.76
5 MacDonald, Calvin	12	Aberdeen Per	4:52.65	33.35	1:10.82	1:48.70	2:26.19	3:04.68	3:42.37	4:18.53	4:52.65
6 Dewar, Matthew	13	Carnegie	4:55.97	32.50	1:09.22	1:47.49	2:25.34	3:03.18	3:41.53	4:19.15	4:55.97
7 Tetlow, Fraser	12	Garioch	4:59.67	33.62	1:12.58	1:50.44	2:28.96	3:07.22	3:45.40	4:22.84	4:59.67
8 Mitchell, Kyle	12	Garioch	5:02.87	34.49	1:13.97	1:52.55	2:31.31	3:09.30	3:47.87	4:25.85	5:02.87
9 Burr, Layton	13	Aberdeen Per	5:03.90	34.04	1:11.48	1:50.43	2:29.60	3:09.87	3:50.24	4:27.76	5:03.90
10 Hayes, Ciaran	13	Aberdeen	5:05.85	33.83	1:13.03	1:52.20	2:31.26	3:09.88	3:49.90	4:28.33	5:05.85
11 Lennox, Kieran	12	Aberdeen Per	5:08.78	33.08	1:11.48	1:51.36	2:31.87	3:12.39	3:52.13	4:31.19	5:08.78
12 Hall, Greg	12	Aberdeen Per	5:11.86	34.83	1:14.47	1:54.71	2:35.09	3:15.20	3:55.23	4:34.29	5:11.86
13 Sanger, Nathan	13	Peterhead	5:16.85	34.08	1:12.68	1:52.79	2:33.72	3:15.73	3:57.49	4:38.53	5:16.85
14 Skinner, Malachi	11	Broch	5:17.94	35.89	1:17.03	1:57.41	2:37.84	3:19.02	4:00.17	4:40.44	5:17.94
15 Johnson, Lukas	12	Aberdeen Per	5:22.40	36.07	1:16.98	1:57.93	2:40.53	3:22.08	4:03.96	4:44.45	5:22.40
16 Thomson, Calum	13	Aberdeen	5:24.18	36.44	1:17.05	1:59.72	2:41.12	3:23.18	4:04.88	4:46.21	5:24.18
17 Skakle, Michael	13	Inverleith	5:24.39	35.60	1:16.94	1:58.97	2:41.51	3:22.96	4:05.02	4:45.88	5:24.39
18 Gauld, Callum	12	Aberdeen	5:27.13	36.76	1:17.41	1:59.31	2:40.81	3:23.22	4:04.97	4:47.17	5:27.13
19 McLean, Ashton	11	Broch	5:36.58	35.61	1:18.07	2:02.21	2:45.81	3:30.00	4:12.94	4:56.41	5:36.58
20 Smitton, Andrew	12	South Aberde	5:43.53	35.83	1:18.29	2:02.02	2:47.38	3:31.62	4:17.11	5:01.95	5:43.53
21 Ward, Irvine J	12	Aberdeen Dol	5:43.89	36.97	1:20.59	2:04.79	2:51.05	3:36.69	4:22.26	5:04.68	5:43.89

Event 408 Boys 14-15 400 Metre Freestyle

Name	Age	Club	Time	50	100	150	200	250	300	350	400
1 Jøntvedt, Jon	15	Bryne SK	4:11.12	27.56	58.41	1:30.54	2:02.69	2:35.63	3:07.75	3:40.14	4:11.12
2 Duncan, Ryan	15	St Thomas	4:21.94	29.29	1:02.00	1:35.43	2:09.14	2:42.77	3:16.36	3:49.74	4:21.94
3 Taylor, Jon	14	Aberdeen Per	4:28.50	31.34	1:04.88	1:38.70	2:13.08	2:47.02	3:21.95	3:55.80	4:28.50
4 Brown, Matthew	15	Aberdeen Per	4:37.10	30.15	1:04.34	1:39.49	2:15.06	2:49.62	3:25.57	4:01.99	4:37.10
5 Westre, I rjan	15	Karmøy	4:41.25	31.54	1:06.16	1:42.35	2:18.40	2:54.57	3:31.05	4:07.02	4:41.25
6 Brown, Ethan	15	St Thomas	4:42.68	31.36	1:06.37	1:41.87	2:18.81	2:53.61	3:30.02	4:06.47	4:42.68
7 Robinson, Rayan	14	Aberdeen Per	4:46.36	31.78	1:07.71	1:44.25	2:20.83	2:57.48	3:34.60	4:11.17	4:46.36
8 Stewart, Robert	14	Co Glasgow	4:50.40	33.35	1:10.32	1:47.44	2:24.65	3:01.67	3:39.12	4:15.90	4:50.40
9 Alsos, Elias	15	Karmøy	4:51.27	32.30	1:08.75	1:45.84	2:23.35	3:00.82	3:38.39	4:15.41	4:51.27
10 Hay, Finlay	14	Carnegie	4:52.90	31.51	1:06.11	1:42.86	2:19.92	2:58.28	3:36.73	4:15.66	4:52.90
11 Siggins, Darragh	15	Aberdeen Per	4:59.70	33.45	1:10.45	1:48.56	2:26.77	3:05.11	3:44.38	4:22.95	4:59.70
12 Komar, William	14	Aberdeen	5:01.53	32.33	1:09.26	1:47.73	2:27.02	3:06.81	3:46.22	4:24.47	5:01.53
13 Kirkpatrick, Daniel	14	Orkney	5:04.86	31.81	1:07.56	1:46.03	2:25.41	3:04.72	3:44.90	4:24.94	5:04.86
14 Smith, Lewis	15	Aberdeen Per	5:18.82	34.30	1:13.09	1:53.08	2:34.70	3:15.78	3:57.48	4:38.92	5:18.82



Event 408 Boys 16 & Over 400 Metre Freestyle

	Name	Age	Club	Time	50	100	150	200	250	300	350	400
1	Agnew, Fraser	17	Aberdeen Per	4:12.42	27.69	58.35	1:30.37	2:02.98	2:35.79	3:08.81	3:42.06	4:12.42
2	Stowe, Arran	20	Fins	4:15.55	28.48	59.28	1:31.83	2:04.94	2:38.17	3:10.92	3:44.28	4:15.55
3	Munkejord, Stian	17	Karmøy	4:26.21	30.00	1:03.44	1:37.37	2:11.79	2:46.00	3:20.24	3:53.93	4:26.21
4	Borgstroem, Sigurd O	17	Randaberg	4:27.00	30.26	1:04.67	1:39.58	2:14.88	2:48.59	3:22.10	3:55.01	4:27.00
5	Bore, Emil Bjørnsen	16	Bryne SK	4:28.55	30.12	1:03.04	1:37.17	2:11.85	2:45.46	3:20.44	3:55.11	4:28.55


Event 501 Boys 11-13 200 Metre Breaststroke

Name	Age	Club	Time	50	100	150	200
1 McMillan, Matthew	12	Carnegie	2:44.08	38.21	1:21.32	2:04.25	2:44.08
2 Mitchell, Cameron	13	St Thomas	2:49.79	35.72	1:19.88	2:04.45	2:49.79
3 Hayes, Ciaran	13	Aberdeen	2:54.93	40.33	1:25.09	2:12.24	2:54.93
4 Gibson, Jake	13	Broch	2:55.28	39.61	1:26.11	2:11.59	2:55.28
5 Slessor, Conrad	13	Aberdeen Per	3:03.13	42.50	1:30.72	2:15.95	3:03.13
6 Paton, Jonny	13	Carnegie	3:04.06	41.63	1:30.89	2:18.51	3:04.06
7 Smyth, David	13	Glenrothes	3:07.44	42.83	1:30.51	2:19.89	3:07.44
8 Tetlow, Fraser	12	Garioch	3:08.11	43.99	1:32.26	2:21.49	3:08.11
9 Thomson, Calum	13	Aberdeen	3:09.47	44.27	1:32.35	2:23.27	3:09.47
10 Clark, Alex	13	Aberdeen Per	3:10.61	45.12	1:34.00	2:25.05	3:10.61
11 Hall, Daniel	12	Aberdeen Per	3:11.06	44.67	1:33.07	2:23.85	3:11.06
12 Elrick, Lewis	13	South Aberde	3:11.61	45.54	1:34.03	2:24.47	3:11.61
13 Hall, Greg	12	Aberdeen Per	3:12.23	44.43	1:35.00	2:24.55	3:12.23
14 Smith, Callum	13	Peterhead	3:12.92	44.36	1:34.31	2:24.55	3:12.92
15 Ward, Logan	13	Glenrothes	3:14.53	44.38	1:35.22	2:25.35	3:14.53
16 Skinner, Malachi	11	Broch	3:15.12	44.77	1:36.37	2:26.53	3:15.12
17 Gorczynski, Liam	11	Monifieth	3:16.22	45.21	1:34.91	2:26.23	3:16.22
18 Milner, Joseph	13	Aberdeen Dol	3:17.28	44.87	1:35.98	2:27.17	3:17.28
19 Sutherland, Joe	12	Buckie	3:18.47	45.63	1:35.91	2:29.08	3:18.47
20 Burton, Fraser	12	Orkney	3:18.95	44.65	1:37.23	2:27.97	3:18.95
21 Gauld, Callum	12	Aberdeen	3:19.32	44.43	1:37.59	2:27.87	3:19.32
22 Shulayev-Barnes, Oscar	12	Aberdeen	3:19.52	46.87	1:36.92	2:31.28	3:19.52
23 Baillie, Alasdair	13	StirlingSwim	3:22.59	44.90	1:37.82	2:30.02	3:22.59
24 Mitchell, Kyle	12	Garioch	3:24.37	47.37	1:41.35	2:32.78	3:24.37
25 Hill, Adam	12	StirlingSwim	3:24.76	44.03	1:36.45	2:29.09	3:24.76
26 McCombie, Dylan	12	South Aberde	3:33.27	45.85	1:40.92	2:37.12	3:33.27
27 Weavers, Ollie	11	Carnegie	3:36.37	46.60	1:42.58	2:38.81	3:36.37
28 Morrison, Cole	12	StirlingSwim	3:40.28	53.06	1:48.57	2:47.72	3:40.28
29 Smitton, Andrew	12	South Aberde	3:46.08	51.76	1:49.38	2:48.90	3:46.08

Event 501 Boys 14-15 200 Metre Breaststroke

Name	Age	Club	Time	50	100	150	200
1 Wallace, Finlay	15	St Thomas	2:33.96	35.12	1:14.09	1:54.27	2:33.96
2 Harrison, Sam	14	Carnegie	2:44.26	36.61	1:19.36	2:02.38	2:44.26
3 Ballard, Adam	15	Carnegie	2:46.57	37.03	1:20.16	2:05.10	2:46.57
4 Sharpe, Cameron G	15	Aberdeen Dol	2:47.24	36.58	1:19.19	2:04.60	2:47.24
5 Charles, Luke	15	South Aberde	2:47.59	37.78	1:20.61	2:04.42	2:47.59
6 Montgomery, Ben	15	Carnegie	2:51.31	39.18	1:24.61	2:08.14	2:51.31
7 Christie, Alex	14	Carnegie	2:52.05	39.44	1:23.94	2:08.73	2:52.05
8 Brechenser, Kieran M	14	Aberdeen Dol	2:52.86	38.77	1:22.56	2:07.87	2:52.86
9 Quantrill, Jamie	15	Alford Otter	2:54.18	39.50	1:23.12	2:09.67	2:54.18
10 Ward, Logan J	14	Aberdeen Dol	2:54.41	38.04	1:23.52	2:09.12	2:54.41
11 Lindsay, Callum	14	Glenrothes	2:58.86	41.34	1:26.46	2:14.45	2:58.86
12 Robinson, Rayan	14	Aberdeen Per	3:02.63	41.17	1:28.21	2:15.75	3:02.63
13 Komar, William	14	Aberdeen	3:04.51	42.76	1:30.59	2:17.14	3:04.51
14 Kirkpatrick, Daniel	14	Orkney	3:10.12	43.53	1:33.14	2:21.05	3:10.12
15 Smith, Lewis	15	Aberdeen Per	3:10.57	41.09	1:28.84	2:18.76	3:10.57



Event 501 Boys 16 & Over 200 Metre Breaststroke

Name	Age	Club	Time	50	100	150	200
1 Anfinnsen, Viktor	16	Bryne SK	2:25.64	32.96	1:09.46	1:47.31	2:25.64
2 Neally, Ross	19	Co Glasgow	2:32.53	33.27	1:11.81	1:52.15	2:32.53
3 Goodfellow, Theo	16	Fins	2:32.54	34.94	1:13.70	1:54.47	2:32.54
4 Stowe, Arran	20	Fins	2:33.75	33.69	1:12.46	1:53.41	2:33.75
5 Baillie, Lewis	18	Aberdeen Per	2:34.77	33.62	1:13.36	1:54.30	2:34.77
6 Arthur, Andrew	16	Aberdeen	2:41.84	37.31	1:19.12	2:00.61	2:41.84
7 Duncan, Jacob	19	Nairn	2:42.60	35.47	1:16.19	1:58.38	2:42.60
8 Weir, Lucas	16	Nairn	2:52.61	37.78	1:22.03	2:07.59	2:52.61

Event 502 Girls 11-13 200 Metre Butterfly

Name	Age	Club	Time	50	100	150	200
1 Taylor, Erin	13	Fins	2:31.43	33.58	1:11.98	1:51.84	2:31.43
2 Louw, Melana C	13	South Aberde	2:47.68	36.45	1:19.79	2:04.51	2:47.68
3 Campbell, Katy A	13	Aberdeen Dol	2:47.70	35.48	1:17.91	2:02.32	2:47.70
4 Gow, Nula	13	Garioch	2:49.92	37.33	1:19.98	2:05.52	2:49.92
5 Faulds, Yuki	13	Co Glasgow	2:51.37	37.44	1:20.77	2:06.13	2:51.37
6 Cathro, Finlay	13	Glenrothes	2:55.43	36.76	1:21.57	2:08.70	2:55.43
7 Gault, Eilidh	13	Ythan	2:56.91	36.06	1:19.46	2:08.20	2:56.91
8 Gordon, Eva	11	StirlingSwim	3:01.03	40.15	1:28.07	2:15.64	3:01.03
9 Gordon, Cara	13	StirlingSwim	3:01.13	37.99	1:23.25	2:12.51	3:01.13
10 Brown, Gemma	11	Carnegie	3:09.28	40.64	1:31.07	2:19.71	3:09.28
11 Gussing, Madeleine Cecilia	13	Bryne SK	3:10.20	39.33	1:27.81	2:18.31	3:10.20
12 Scobbie, Perrie	11	StirlingSwim	3:12.71	40.95	1:30.41	2:21.24	3:12.71
13 Innes, Zara	12	Carnegie	3:13.46	41.12	1:33.13	2:25.56	3:13.46
14 Greig, Megan	12	Aberdeen Per	3:20.94	42.96	1:34.76	2:27.20	3:20.94

Event 502 Girls 14-15 200 Metre Butterfly

Name	Age	Club	Time	50	100	150	200
1 Simpson, Holly	15	Aberdeen Per	2:31.71	33.17	1:12.14	1:52.00	2:31.71
2 Boddie, Catherine	15	Garioch	2:33.16	32.58	1:11.84	1:52.52	2:33.16
3 Cassidy, Kate	14	Aberdeen Per	2:41.32	35.89	1:16.40	1:59.53	2:41.32
4 Cheyne, Amira	14	Garioch	2:41.55	36.23	1:17.46	2:00.95	2:41.55
5 Yule, Isla	14	South Aberde	2:46.64	33.90	1:14.89	2:00.16	2:46.64
6 McDonald, Lucy	14	Inverleith	2:46.89	34.94	1:16.24	2:00.86	2:46.89
7 Sellar, Emma	14	South Aberde	2:52.99	37.80	1:19.64	2:06.70	2:52.99
8 Allan, Laura	14	Garioch	3:07.13	39.56	1:27.23	2:19.53	3:07.13

Event 502 Girls 16 & Over 200 Metre Butterfly

Name	Age	Club	Time	50	100	150	200
1 Miley, Hannah L	29	Aberdeen Per	2:14.60	30.82	1:04.79	1:39.57	2:14.60
2 Alcaras, Gaia	16	Aberdeen Per	2:18.03	31.26	1:06.10	1:41.92	2:18.03
3 Perry, Yasmin	18	Aberdeen Per	2:23.92	30.35	1:06.57	1:44.75	2:23.92
4 Lawrie, Brooke	18	Nairn	2:40.96	34.75	1:16.21	1:58.17	2:40.96
5 Børseth, Mari	18	H S K	2:52.12	37.45	1:20.02	2:06.29	2:52.12
--- Taylor, Katie	18	Co Glasgow	DQ				

Event 503 Boys 11-13 50 Metre Backstroke

Name	Age	Club	Time	Name	Age	Club	Time
1 Storer, William	13	South Aberde	31.13	8 Slessor, Conrad	13	Aberdeen Per	34.08
2 Brown, Lucas	13	Elgin	31.40	9 Dewar, Matthew	13	Carnegie	35.53
3 MacDonald, Calvin	12	Aberdeen Per	32.61	10 Lennox, Kieran	12	Aberdeen Per	35.79
4 Fearn, Dean	11	South Aberde	33.43	11 McLaughlin, Fraser	12	Elgin	36.27
5 Clubb, Finlay M	13	Aberdeen Dol	33.53	12 Gray, Ben	13	Inverleith	36.44
6 Burr, Layton	13	Aberdeen Per	33.66	13 Webster, Rory	11	Monifieth	36.67
7 Younger, Adam	13	Glenrothes	34.04	14 Lister, Cameron	13	Carnegie	36.96



15	Travis, Aaron	12	Aberdeen Dol	36.98	32	Smitton, Andrew	12	South Aberde	38.52
16	Tetlow, Fraser	12	Garioch	37.06	33	Shulayev-Barnes, Oscar	12	Aberdeen	38.59
17	Sanger, Nathan	13	Peterhead	37.16	34	Weavers, Ollie	11	Carnegie	38.65
18	Smith, Archie C	12	Aberdeen Dol	37.20	35	Fraser, Aidan	13	Peterhead	38.71
19	Paton, Jonny	13	Carnegie	37.30	36	Skakle, Michael	13	Inverleith	38.77
20	McCombie, Dylan	12	South Aberde	37.33	37	Sullivan, Charlie	12	Carnegie	38.90
21	Mitchell, Jack	13	Aberdeen Per	37.35	38	Thomson, Calum	13	Aberdeen	39.06
22	Johnson, Lukas	12	Aberdeen Per	37.37	39	Ward, Logan	13	Glenrothes	39.26
23	Mitchell, Kyle	12	Garioch	37.41	40	Burton, Fraser	12	Orkney	39.60
24	McLean, Ashton	11	Broch	37.67	41	Ratray, Ryan	13	Aberdeen Per	39.74
25	Manchev, Lazar	13	Karmøy	37.70	42	Ward, Irvine J	12	Aberdeen Dol	39.96
26	Brown, Rowan	11	Elgin	37.73	43	Maciver, Ruaridh	11	Aberdeen	40.37
27	Morrison, Cole	12	StirlingSwim	37.74	44	Scally, Logan	11	Aberdeen Per	40.48
28	Sharma, Aarush	13	Aberdeen Per	37.81	45	Stewart, Fraser	12	Step Rock	40.51
29	Gauld, Callum	12	Aberdeen	37.85	46	Geary, Rowan	12	Step Rock	40.67
30	Jackson, Logan	12	Aberdeen Per	38.28	47	Hill, Adam	12	StirlingSwim	40.71
31	Muir, Lewis	11	Carnegie	38.32	48	Baillie, Alasdair	13	StirlingSwim	42.07

Event 503 Boys 14-15 50 Metre Backstroke

Name	Age	Club	Time	Name	Age	Club	Time		
1	Travis, Cameron	15	Aberdeen Per	28.90	11	Duncan, Ryan	15	St Thomas	32.04
2	Lumsden, Kerr	15	Monifieth	28.95	12	Ward, Logan J	14	Aberdeen Dol	32.19
3	Bakken, Brage Ree	15	Bryne SK	30.51	13	Taylor, Jon	14	Aberdeen Per	32.88
4	Seward, Matthew K	15	Aberdeen Dol	31.13	14	Brodie, Andrew I	14	Aberdeen Dol	32.92
5	Klungland, Simen Klausen	14	Bryne SK	31.14	15	Lewis, Ben	15	Fins	33.08
6	Brown, Calvin	15	Elgin	31.20	16	Cairney, Calum	14	Ythan	33.52
7	Brown, Matthew	15	Aberdeen Per	31.23	17	Smith, Lewis	15	Aberdeen Per	33.76
8	Brown, Ethan	15	St Thomas	31.31	18	Stewart, Robert	14	Co Glasgow	34.17
9	Anderson, Tony	14	Co Glasgow	31.44	19	Blair, Cameron	14	Glenrothes	35.45
10	Siggins, Darragh	15	Aberdeen Per	32.03	20	Kirkpatrick, Daniel	14	Orkney	36.90

Event 503 Boys 16 & Over 50 Metre Backstroke

Name	Age	Club	Time	Name	Age	Club	Time		
1	Barrett, Carl	18	Aberdeen Per	28.34	6	Dickson, Craig	17	Elgin	30.62
2	Tobiassen, Mats Fjogstad	16	Bryne SK	28.79	7	Scott, Callum	17	South Aberde	30.74
3	Grønfur, Aleksander	16	Karmøy	28.99	8	Leifsen, Gustav	16	H S K	31.15
4	Agnew, Fraser	17	Aberdeen Per	29.40	9	Strachan, Finlay	16	Alford Otter	31.67
5	Brooks, Jonathon R	17	Aberdeen Dol	30.60	---	Coueslant, Archie C	16	Aberdeen Dol	DQ

Event 504 Girls 11-13 50 Metre Freestyle

Name	Age	Club	Time	Name	Age	Club	Time		
1	Cosens, Elise	13	Tain	28.04	17	Macdonald, Isla	12	Inverness	31.06
2	Krawiec, Kaja	13	Karmøy	29.44	18	McKenzie, Emer	13	Co Glasgow	31.13
3	Taylor, Erin	13	Fins	29.52	19	Watt, Erica	13	Carnegie	31.16
4	Brown, Darcey	12	St Thomas	29.59	20	Simpson, Zara S	12	Orkney	31.17
5	Ren, Heidi	11	Co Glasgow	29.73	21	Calder, Lisa-Marie	13	Broch	31.24
*6	Hill, Sarah E	12	Aberdeen Dol	29.93	*22	Taylor, Lauren	13	Co Glasgow	31.25
*6	Bruce, Natalie	13	Broch	29.93	*22	Bromham, Megan	13	Inverness	31.25
*6	Bain, Sophie	13	Aberdeen Per	29.93	24	Ramsay, Jennifer	13	StirlingSwim	31.31
9	Faulds, Ayumi	13	Co Glasgow	30.16	25	Atherton, Lucy	12	Carnegie	31.38
10	Morrison, Hannah	13	South Aberde	30.28	26	Duringer, Laura A	13	Aberdeen Dol	31.40
11	Nygård, Sanne	13	Bryne SK	30.39	27	Bamford, Clara	13	South Aberde	31.46
12	Cathro, Finlay	13	Glenrothes	30.51	28	Nikelis, Haide	12	Karmøy	31.48
13	Cheshire, Maya	12	Elgin	30.72	*29	Low, Katie	12	Glenrothes	31.57
*14	Rossebø, Mina	12	Karmøy	31.04	*29	Louw, Melana C	13	South Aberde	31.57
*14	Lee, Esme	12	Fins	31.04	31	Juskowiak, Sophie	13	Fins	31.63
16	Buchan, Phoebe	13	Broch	31.05	32	Weavers, Hebe	13	Carnegie	31.64

33	Urquhart, Erin	12	Aberdeen Per	31.71	55	Bain, Kayla	12	Step Rock	33.17
34	Campbell, Katy A	13	Aberdeen Dol	31.77	56	Woodman, Darcey	12	Nairn	33.28
35	Suttie, Anna	12	Step Rock	31.83	57	Denny, Ellen	11	Garioch	33.35
36	Goodbrand, Alyssa	12	Ythan	31.84	58	Smith, Jessica S	11	Aberdeen Dol	33.40
37	Palmer, Nyah M	13	Aberdeen Dol	31.94	59	Cowan, Amy	12	Garioch	33.41
38	Ligtendag, Faye	13	South Aberde	32.04	60	Strachan, Skye	13	Broch	33.49
39	Kendall, Isabelle	12	StirlingSwim	32.08	61	Simmers, Leona-Jade	12	St Thomas	33.64
40	Zanre-Wilson, Taylor	13	Peterhead	32.16	62	Robertson, Alyssa	12	Aberdeen	33.68
41	Chalmers, Ella	12	Ythan	32.20	63	Greig, Megan	12	Aberdeen Per	33.70
42	Ligtendag, Gemma	13	South Aberde	32.23	64	Smith, Taylor	12	St Thomas	33.79
43	MacDonald, Ellen	13	Garioch	32.37	65	Komar, Eleanor	12	Aberdeen	33.86
44	Gordon, Cara	13	StirlingSwim	32.41	66	McPherson, Grace	11	Aberdeen	33.93
45	Forker, Ellice	13	Carnegie	32.44	67	Howe, Maria Luiza	12	Aberdeen	34.12
46	Faulds, Yuki	13	Co Glasgow	32.50	68	Myles, Orla	12	South Aberde	34.16
47	Adair, Sophie	13	South Aberde	32.54	69	Brown, Sam	12	Aberdeen Dol	34.20
48	Johnston, Lilly	13	Elgin	32.59	*70	Currie, Erin	12	Ythan	34.56
49	Montgomery, Tara	13	Carnegie	32.65	*70	Gordon, Eva	11	StirlingSwim	34.56
50	Darroch, Rianna	13	Inverness	32.83	72	Brown, Gemma	11	Carnegie	34.68
51	Armit, Holly	13	Fins	32.85	73	Bandeira, Kirsty	12	Inverness	34.87
52	Hall, Alice	12	South Aberde	32.92	74	Boyd, Tessa	11	Garioch	34.89
53	Gow, Nula	13	Garioch	32.93	75	Owens, Rebecca	12	Carnegie	34.96
54	Beaton, Jessica	12	Aberdeen	33.00	76	Edwards, Tara	11	Alford Otter	35.88

Event 504 Girls 14-15 50 Metre Freestyle

Name	Age	Club	Time	Name	Age	Club	Time		
1	Dolenc Luznar, Neza	15	Fins	27.95	23	Cheyne, Amira	14	Garioch	30.44
2	Vestre, Helene O	15	H S K	28.24	24	Simpson, Emma	15	Broch	30.48
3	McGregor, Thanrada	14	Carnegie	28.59	25	Hall, Kailyn	15	Aberdeen Per	30.54
4	McMillan, Jacqueline	14	Carnegie	28.92	26	Phillips, Natasha	14	St Thomas	30.59
5	Yule, Isla	14	South Aberde	29.01	27	Dempsey, Morven	14	Aberdeen Per	30.87
6	Reynard, Maya L	14	Aberdeen Dol	29.28	28	Cox, Cerys K	14	South Aberde	30.89
7	Perry, Sienna	14	Aberdeen Per	29.37	29	Østerhus, Kristina	14	Karmøy	30.94
8	Sutherland, Catriona	15	Elgin	29.48	30	McDonald, Lucy	14	Inverleith	31.14
9	Hay, Katie	14	Inverness	29.49	31	Urquhart, Charlie	14	Carnegie	31.52
10	Gourlay, Erin	14	Co Glasgow	29.54	32	Ratray, Beth	15	Aberdeen Per	31.60
11	Schulz, Jessica	14	Nairn	29.84	33	Fraser, Amy	14	Ythan	31.77
12	Yuda, Faith	14	South Aberde	29.88	34	Bristo, Amy	14	Aberdeen Per	31.78
13	Lumsden, Ruby	15	South Aberde	29.90	35	Riach, Jessica	14	Elgin	31.83
14	Gussing, Cecilia Diane	14	Bryne SK	29.95	36	Farrands, Kirsty	14	Alford Otter	31.84
15	Officer, Georgia	15	Elgin	29.97	37	Lamont, Megan	15	Aberdeen Per	31.85
16	Smith, Hannah	14	South Aberde	29.98	38	Alexander, Lucy	14	Aberdeen Per	32.07
17	O'Connor, Erin	15	Fins	30.07	39	Cassidy, Kate	14	Aberdeen Per	32.18
18	Rosie, Caitlin	15	South Aberde	30.12	40	Brewis, Rebecca S	15	South Aberde	32.61
19	Coia-Gamble, Kaitlin	14	Inverness	30.17	41	Lamont, Jessica	14	Aberdeen	32.63
20	Boddie, Catherine	15	Garioch	30.20	42	Broughton, Holly	14	South Aberde	32.69
21	Macdougall, Ellie Kate	15	Inverness	30.27	43	Lewsey, Alice	14	South Aberde	32.70
22	Ross, Hannah E	14	South Aberde	30.42	44	Munro, Sula	14	South Aberde	33.01



Event 504 Girls 16 & Over 50 Metre Freestyle

Name	Age	Club	Time	Name	Age	Club	Time
1 Leifsen, Ingrid	17	H S K	26.94	11 Sutherland, Elle	16	South Aberde	29.14
2 Perry, Yasmin	18	Aberdeen Per	27.11	12 Tulloch, Katie	17	South Aberde	29.19
3 Miley, Hannah L	29	Aberdeen Per	27.41	13 Smith, Jasmin	17	Lerwick	29.28
4 Peter, Alexandra	16	Randaberg	28.15	14 Reid, Anna	16	Nairn	29.66
5 Hutchison, Emmie	20	Co Glasgow	28.42	15 Wright, Annabelle	16	Alford Otter	29.75
6 Bain, Katie	18	Aberdeen Per	28.43	16 Newlands, Georgie	16	Elgin	29.88
7 Storstein, Maria	18	Karmøy	28.45	17 Hutcheon, Zoe	18	South Aberde	30.13
8 Wood, Maree	16	Tain	28.48	18 Grønfur, Victoria	18	Karmøy	30.31
9 Bain, Alicea	16	Aberdeen Per	28.60	19 Børseth, Mari	18	H S K	30.93
10 Murray, Elaine	16	Broch	28.72	20 Stangeland, Ingeborg Muri	18	Bryne SK	31.88

Event 505 Boys 11-13 100 Metre Freestyle

Name	Age	Club	Time	50	100
1 Storer, William	13	South Aberde	1:00.86	29.20	1:00.86
2 Clubb, Finlay M	13	Aberdeen Dol	1:01.93	29.97	1:01.93
3 Slessor, Conrad	13	Aberdeen Per	1:02.86	30.68	1:02.86
4 Frøyland-Jensen, Amund	13	Karmøy	1:03.07	29.78	1:03.07
5 Younger, Adam	13	Glenrothes	1:03.59	30.90	1:03.59
6 Grønfur, Christian	13	Karmøy	1:03.61	30.33	1:03.61
7 Wood, Jacob	13	Elgin	1:03.92	30.82	1:03.92
8 MacDonald, Calvin	12	Aberdeen Per	1:04.32	30.70	1:04.32
9 Mitchell, Cameron	13	St Thomas	1:04.54	30.04	1:04.54
10 Dewar, Matthew	13	Carnegie	1:04.55	30.55	1:04.55
11 Fearn, Dean	11	South Aberde	1:06.52	31.65	1:06.52
12 Clark, Alex	13	Aberdeen Per	1:06.76	32.54	1:06.76
13 Burr, Layton	13	Aberdeen Per	1:07.36	32.19	1:07.36
14 Sanger, Nathan	13	Peterhead	1:07.73	32.38	1:07.73
15 Smyth, David	13	Glenrothes	1:08.02	32.39	1:08.02
16 Elrick, Lewis	13	South Aberde	1:08.08	32.72	1:08.08
17 Hall, Greg	12	Aberdeen Per	1:08.34	33.50	1:08.34
18 Mitchell, Jack	13	Aberdeen Per	1:08.76	32.70	1:08.76
*19 Wilson, Daniel	13	Step Rock	1:09.15	32.88	1:09.15
*19 Manchev, Lazar	13	Karmøy	1:09.15	33.24	1:09.15
21 Hayes, Ciaran	13	Aberdeen	1:09.71	33.70	1:09.71
22 McLean, Ashton	11	Broch	1:10.27	33.87	1:10.27
23 Gorczynski, Liam	11	Monifieth	1:10.36	33.78	1:10.36
24 Morrison, Cole	12	StirlingSwim	1:10.37	32.86	1:10.37
25 Johnson, Lukas	12	Aberdeen Per	1:10.67	34.23	1:10.67
26 Gauld, Callum	12	Aberdeen	1:11.81	34.31	1:11.81
27 Storer, Edward	11	South Aberde	1:11.84	33.74	1:11.84
28 Tetlow, Fraser	12	Garioch	1:11.99	34.64	1:11.99
29 Mitchell, Kyle	12	Garioch	1:12.04	34.63	1:12.04
30 Hall, Daniel	12	Aberdeen Per	1:12.15	34.55	1:12.15
31 Smith, Archie C	12	Aberdeen Dol	1:12.38	33.78	1:12.38
32 Burton, Fraser	12	Orkney	1:12.51	34.72	1:12.51
33 Paton, Jonny	13	Carnegie	1:12.73	34.37	1:12.73
34 Baillie, Alasdair	13	StirlingSwim	1:13.01	33.53	1:13.01
35 McCombie, Dylan	12	South Aberde	1:13.05	35.47	1:13.05
36 Lister, Cameron	13	Carnegie	1:13.11	34.45	1:13.11
37 Shulayev-Barnes, Oscar	12	Aberdeen	1:13.36	34.83	1:13.36
38 Brown, Martyn	12	Aberdeen Per	1:13.86	34.97	1:13.86
39 Murphy, Calder	12	Carnegie	1:14.25	35.74	1:14.25
40 McLaughlin, Fraser	12	Elgin	1:14.29	36.02	1:14.29
41 Smitton, Andrew	12	South Aberde	1:14.32	34.78	1:14.32
42 Ward, Irvine J	12	Aberdeen Dol	1:14.44	35.07	1:14.44
43 Weavers, Ollie	11	Carnegie	1:14.70	34.81	1:14.70



44	Hill, Adam	12	StirlingSwim	1:15.17	36.12	1:15.17
45	Rae, Jack	12	Ythan	1:15.30	36.25	1:15.30
46	Travis, Aaron	12	Aberdeen Dol	1:16.05	36.40	1:16.05
47	Sullivan, Charlie	12	Carnegie	1:16.31	36.19	1:16.31
48	Muir, Lewis	11	Carnegie	1:16.89	36.95	1:16.89
49	Shulayev-Barnes, Henry	11	Aberdeen	1:16.97	35.75	1:16.97
50	Stewart, Fraser	12	Step Rock	1:18.57	37.27	1:18.57
51	Scally, Logan	11	Aberdeen Per	1:19.98	37.61	1:19.98
52	Wishart, Ollie	11	Carnegie	1:20.10	38.26	1:20.10
53	Brown, Rowan	11	Elgin	1:20.86	37.33	1:20.86
54	Geary, Rowan	12	Step Rock	1:21.78	38.58	1:21.78

Event 505 Boys 14-15 100 Metre Freestyle

Name	Age	Club	Time	50	100	
1	Jøntvedt, Jon	15	Bryne SK	54.40	26.41	54.40
2	Travis, Cameron	15	Aberdeen Per	56.77	27.68	56.77
3	Brown, Calvin	15	Elgin	57.19	28.39	57.19
4	Bakken, Brage Ree	15	Bryne SK	57.42	27.52	57.42
5	Seward, Matthew K	15	Aberdeen Dol	58.46	28.32	58.46
6	Anderson, Tony	14	Co Glasgow	58.83	28.86	58.83
7	Brown, Matthew	15	Aberdeen Per	59.24	28.25	59.24
8	Taylor, Jon	14	Aberdeen Per	59.99	29.20	59.99
9	Lewis, Ben	15	Fins	1:00.40	28.96	1:00.40
10	Ward, Logan J	14	Aberdeen Dol	1:00.75	29.06	1:00.75
11	Westre, Ørjan	15	Karmøy	1:00.83	29.04	1:00.83
12	Montgomery, Ben	15	Carnegie	1:00.95	29.54	1:00.95
13	Smyth, Scott	14	Carnegie	1:01.73	29.56	1:01.73
14	Alsos, Elias	15	Karmøy	1:02.53	30.22	1:02.53
15	Stewart, Robert	14	Co Glasgow	1:02.62	31.08	1:02.62
16	Siggins, Darragh	15	Aberdeen Per	1:02.92	30.06	1:02.92
17	Klungland, Simen Klausen	14	Bryne SK	1:03.30	31.27	1:03.30
18	Robinson, Rayan	14	Aberdeen Per	1:03.69	30.55	1:03.69
19	Wardlaw, Blair	14	Fins	1:03.95	30.39	1:03.95
20	Quantrill, Jamie	15	Alford Otter	1:04.17	29.98	1:04.17
21	Sharpe, Cameron G	15	Aberdeen Dol	1:04.54	30.42	1:04.54
*22	Cairney, Calum	14	Ythan	1:04.89	31.35	1:04.89
*22	Lindsay, Callum	14	Glenrothes	1:04.89	30.87	1:04.89
24	Blair, Cameron	14	Glenrothes	1:05.36	31.77	1:05.36
25	Brodie, Andrew I	14	Aberdeen Dol	1:05.66	30.95	1:05.66
26	Kirkpatrick, Daniel	14	Orkney	1:05.96	30.42	1:05.96
27	Christie, Alex	14	Carnegie	1:08.41	32.77	1:08.41
28	Komar, William	14	Aberdeen	1:08.59	32.43	1:08.59

Event 505 Boys 16 & Over 100 Metre Freestyle

Name	Age	Club	Time	50	100	
1	Agnew, Fraser	17	Aberdeen Per	52.95	26.17	52.95
2	Tobiassen, Mats Fjogstad	16	Bryne SK	54.66	26.44	54.66
3	Grønfor, Aleksander	16	Karmøy	55.63	27.01	55.63
4	Stowe, Arran	20	Fins	56.26	27.50	56.26
5	Betout, Youssef	19	Co Glasgow	56.35	27.21	56.35
6	Barrett, Carl	18	Aberdeen Per	56.67	27.48	56.67
7	Munkejord, Stian	17	Karmøy	57.85	27.68	57.85
8	Anfinnsen, Viktor	16	Bryne SK	58.20	28.32	58.20
9	Coueslant, Archie C	16	Aberdeen Dol	59.01	28.98	59.01
10	Bore, Emil Bjørnsen	16	Bryne SK	59.30	28.24	59.30
11	Dickson, Craig	17	Elgin	59.58	27.67	59.58
12	Johnson, Ross	16	South Aberde	1:00.13	29.22	1:00.13
13	Weir, Lucas	16	Nairn	1:00.32	28.75	1:00.32
14	Leifsen, Gustav	16	H S K	1:02.66	29.64	1:02.66
15	Brooks, Jonathon R	17	Aberdeen Dol	1:03.23	30.20	1:03.23


Event 506 Girls 11-13 100 Metre Breaststroke

Name	Age	Club	Time	50	100
1 Bain, Sophie	13	Aberdeen Per	1:17.85	37.14	1:17.85
2 Gow, Nula	13	Garioch	1:19.40	37.87	1:19.40
3 Taylor, Erin	13	Fins	1:20.13	38.69	1:20.13
4 Gussing, Madeleine Cecilia	13	Bryne SK	1:20.14	37.45	1:20.14
5 Rossebø, Mina	12	Karmøy	1:22.27	38.92	1:22.27
6 Macdonald, Isla	12	Inverness	1:24.08	39.02	1:24.08
7 Gault, Eilidh	13	Ythan	1:24.97	40.03	1:24.97
8 Hill, Sarah E	12	Aberdeen Dol	1:25.75	40.56	1:25.75
9 Goodbrand, Alyssa	12	Ythan	1:26.28	40.11	1:26.28
10 Cheshire, Maya	12	Elgin	1:26.67	40.61	1:26.67
11 Reece, Laura L	13	Aberdeen Dol	1:26.77	41.19	1:26.77
12 Watt, Erica	13	Carnegie	1:28.13	41.27	1:28.13
13 Larsen, Sara	13	Karmøy	1:28.39	42.97	1:28.39
14 Zanre-Wilson, Taylor	13	Peterhead	1:28.49	41.98	1:28.49
15 Bryce, Cara	13	Inverleith	1:28.99	42.09	1:28.99
16 Juskowiak, Sophie	13	Fins	1:29.08	41.46	1:29.08
17 Ligtendag, Gemma	13	South Aberde	1:29.39	43.36	1:29.39
18 Ligtendag, Faye	13	South Aberde	1:29.90	43.13	1:29.90
19 Faulds, Ayumi	13	Co Glasgow	1:30.06	43.05	1:30.06
20 Morrison, Hannah	13	South Aberde	1:30.34	42.99	1:30.34
21 Lee, Esme	12	Fins	1:30.59	42.75	1:30.59
22 Bruce, Natalie	13	Broch	1:30.92	42.48	1:30.92
23 Scobbie, Perrie	11	StirlingSwim	1:30.93	42.84	1:30.93
24 Atherton, Lucy	12	Carnegie	1:31.77	44.33	1:31.77
25 Johnston, Lilly	13	Elgin	1:32.17	43.83	1:32.17
26 Weavers, Hebe	13	Carnegie	1:32.47	42.81	1:32.47
27 Owens, Rebecca	12	Carnegie	1:32.59	43.80	1:32.59
28 Buchan, Phoebe	13	Broch	1:33.10	44.37	1:33.10
29 Armit, Holly	13	Fins	1:33.17	43.02	1:33.17
30 Chalmers, Ella	12	Ythan	1:33.37	44.16	1:33.37
31 Ren, Heidi	11	Co Glasgow	1:33.67	44.57	1:33.67
32 Greig, Megan	12	Aberdeen Per	1:33.84	45.87	1:33.84
*33 McDonald, Emily	13	Inverleith	1:34.03	43.54	1:34.03
*33 Montgomery, Tara	13	Carnegie	1:34.03	44.03	1:34.03
35 Cairney, Fiona	12	Ythan	1:34.42	44.04	1:34.42
36 Smith, Taylor	12	St Thomas	1:34.51	44.80	1:34.51
37 McKenzie, Emer	13	Co Glasgow	1:34.58	43.35	1:34.58
38 Bamford, Clara	13	South Aberde	1:35.05	45.41	1:35.05
39 Ramsay, Jennifer	13	StirlingSwim	1:35.43	45.24	1:35.43
40 Beaton, Jessica	12	Aberdeen	1:35.52	46.04	1:35.52
41 Bain, Kayla	12	Step Rock	1:36.96	45.29	1:36.96
42 Garvie, Isobel	13	Inverness	1:37.20	46.38	1:37.20
43 Low, Katie	12	Glenrothes	1:38.11	46.65	1:38.11
44 Wright, Josephine	12	Alford Otter	1:38.20	48.41	1:38.20
45 Forker, Ellice	13	Carnegie	1:38.41	45.76	1:38.41
46 Strachan, Skye	13	Broch	1:38.68	46.11	1:38.68
47 Crichton, Iona G	11	Aberdeen Dol	1:38.81	47.07	1:38.81
48 Komar, Eleanor	12	Aberdeen	1:38.97	46.31	1:38.97
49 Simpson, Zara S	12	Orkney	1:39.68	46.19	1:39.68
50 MacDonald, Ellen	13	Garioch	1:39.76	46.79	1:39.76
51 Graham, Evie	11	Carnegie	1:40.44	46.53	1:40.44
52 Fraser, Eden	11	Aberdeen Per	1:40.89	47.38	1:40.89
53 Hall, Alice	12	South Aberde	1:41.82	50.88	1:41.82
54 Myles, Orla	12	South Aberde	1:41.99	49.40	1:41.99
55 McIntyre, Caitlin	11	Glenrothes	1:42.11	49.42	1:42.11
56 Darroch, Rianna	13	Inverness	1:42.14	48.04	1:42.14



57	McPherson, Grace	11	Aberdeen	1:43.34	49.43	1:43.34
58	Sandison, Darcey	12	Aberdeen Per	1:43.72	48.15	1:43.72
59	Ross, Eve	12	Nairn	1:45.18	48.61	1:45.18
60	Brown, Gemma	11	Carnegie	1:45.56	49.58	1:45.56

Event 506 Girls 14-15 100 Metre Breaststroke

	Name	Age	Club	Time	50	100
1	Nilsen, Mari	15	H S K	1:15.80	36.26	1:15.80
2	Vestre, Helene O	15	H S K	1:18.83	36.42	1:18.83
3	Officer, Georgia	15	Elgin	1:19.89	38.21	1:19.89
4	Schulz, Jessica	14	Nairn	1:20.15	38.05	1:20.15
5	Coia-Gamble, Kaitlin	14	Inverness	1:21.50	39.16	1:21.50
6	McGregor, Thanrada	14	Carnegie	1:21.70	38.63	1:21.70
7	Hall, Kailyn	15	Aberdeen Per	1:22.78	38.50	1:22.78
8	McMillan, Jacqueline	14	Carnegie	1:24.40	39.47	1:24.40
9	Cheyne, Amira	14	Garioch	1:25.72	40.77	1:25.72
10	Riach, Jessica	14	Elgin	1:26.03	41.11	1:26.03
11	Phillips, Natasha	14	St Thomas	1:26.20	40.03	1:26.20
12	O'Connor, Erin	15	Fins	1:26.67	39.25	1:26.67
13	Hay, Katie	14	Inverness	1:27.05	41.77	1:27.05
14	Simpson, Holly	15	Aberdeen Per	1:27.21	41.52	1:27.21
15	Perry, Sienna	14	Aberdeen Per	1:27.26	41.51	1:27.26
16	Ratray, Beth	15	Aberdeen Per	1:27.29	40.35	1:27.29
17	Boddie, Catherine	15	Garioch	1:27.73	41.52	1:27.73
18	Simpson, Emma	15	Broch	1:28.81	41.85	1:28.81
19	Sutherland, Catriona	15	Elgin	1:29.10	42.24	1:29.10
20	Bristo, Amy	14	Aberdeen Per	1:29.15	43.04	1:29.15
21	Glasgow, Aimee	14	Glenrothes	1:29.22	40.60	1:29.22
22	Macdougall, Ellie Kate	15	Inverness	1:29.26	42.12	1:29.26
23	Lamont, Megan	15	Aberdeen Per	1:29.46	41.85	1:29.46
24	Rosie, Caitlin	15	South Aberde	1:31.55	41.27	1:31.55
25	Smith, Hannah	14	South Aberde	1:31.56	44.04	1:31.56
26	Lam, Megan	14	Aberdeen Per	1:32.17	43.40	1:32.17
27	Lumsden, Ruby	15	South Aberde	1:32.24	42.16	1:32.24
28	Yuda, Faith	14	South Aberde	1:32.61	44.18	1:32.61
29	Cox, Cerys K	14	South Aberde	1:32.69	43.58	1:32.69
30	Broughton, Holly	14	South Aberde	1:33.25	44.42	1:33.25
31	Lewsey, Alice	14	South Aberde	1:35.63	44.34	1:35.63

Event 506 Girls 16 & Over 100 Metre Breaststroke

	Name	Age	Club	Time	50	100
1	Miley, Hannah L	29	Aberdeen Per	1:12.78	35.09	1:12.78
2	Smith, Jasmin	17	Lerwick	1:16.67	36.09	1:16.67
3	Magnussen, Kristin Nygård	17	Bryne SK	1:20.57	36.56	1:20.57
4	Bain, Alicea	16	Aberdeen Per	1:22.54	38.37	1:22.54
5	Anderson, Devan	18	Aberdeen Per	1:22.66	38.77	1:22.66
6	Wood, Maree	16	Tain	1:22.79	39.21	1:22.79
7	Riach, Emily	16	Ythan	1:24.49	39.58	1:24.49
8	Wright, Annabelle	16	Alford Otter	1:25.21	40.82	1:25.21
9	King, Rebecca	17	Glenrothes	1:25.28	39.09	1:25.28
10	Sutherland, Elle	16	South Aberde	1:26.50	41.07	1:26.50
11	Tulloch, Katie	17	South Aberde	1:26.58	40.32	1:26.58
12	Murray, Elaine	16	Broch	1:26.68	40.41	1:26.68
13	Grønfor, Victoria	18	Karmøy	1:27.61	41.24	1:27.61



Event 507 Boys 11-13 400 Metre IM

Name	Age	Club	Time	50	100	150	200	250	300	350	400
1 McMillan, Matthew	12	Carnegie	5:13.73	33.63	1:12.58	1:55.02	2:35.50	3:19.07	4:02.34	4:38.10	5:13.73
2 Wood, Jacob	13	Elgin	5:15.94	32.88	1:09.84	1:49.79	2:28.92	3:16.32	4:03.10	4:41.23	5:15.94
3 Gibson, Jake	13	Broch	5:26.34	34.86	1:16.30	1:58.90	2:38.75	3:24.04	4:11.43	4:48.85	5:26.34
4 Brown, Lucas	13	Elgin	5:32.14	33.86	1:15.73	1:58.62	2:40.07	3:28.63	4:16.80	4:55.36	5:32.14
5 Tetlow, Fraser	12	Garioch	5:35.61	35.79	1:19.44	2:03.40	2:45.61	3:33.59	4:22.51	4:59.39	5:35.61
6 Hayes, Ciaran	13	Aberdeen	5:39.81	38.45	1:23.92	2:08.01	2:51.08	3:35.92	4:23.14	5:01.93	5:39.81
7 Mitchell, Kyle	12	Garioch	5:51.02	37.44	1:20.02	2:04.12	2:45.73	3:37.69	4:29.71	5:10.52	5:51.02
8 Skakle, Michael	13	Inverleith	5:52.51	36.94	1:22.87	2:08.35	2:53.60	3:43.94	4:34.10	5:15.38	5:52.51
9 Elrick, Lewis	13	South Aberde	5:56.24	35.69	1:17.41	2:04.84	2:49.37	3:40.22	4:31.64	5:15.22	5:56.24
10 Skinner, Malachi	11	Broch	5:57.92	39.17	1:25.90	2:11.58	2:55.97	3:48.37	4:41.75	5:21.23	5:57.92
11 Jackson, Logan	12	Aberdeen Per	6:10.00	40.14	1:28.14	2:13.15	2:56.64	3:52.01	4:48.02	5:29.33	6:10.00
12 Sutherland, Joe	12	Buckie	6:12.86	38.41	1:29.08	2:15.08	3:02.31	3:56.65	4:50.40	5:32.38	6:12.86
13 McLean, Ashton	11	Broch	6:18.97	38.92	1:25.85	2:13.82	3:02.19	3:58.51	4:58.19	5:39.85	6:18.97
14 McCombie, Dylan	12	South Aberde	6:54.75	43.39	1:37.77	2:30.30	3:21.30	4:18.17	5:17.74	6:06.00	6:54.75

Event 507 Boys 14-15 400 Metre IM

Name	Age	Club	Time	50	100	150	200	250	300	350	400
1 Travis, Cameron	15	Aberdeen Per	4:50.66	29.79	1:05.24	1:42.38	2:18.79	3:01.48	3:45.44	4:19.10	4:50.66
2 Duncan, Ryan	15	St Thomas	4:55.02	29.94	1:04.67	1:43.74	2:22.16	3:05.34	3:47.99	4:22.75	4:55.02
3 Brown, Ethan	15	St Thomas	5:09.29	32.30	1:09.60	1:49.75	2:28.83	3:15.07	4:01.38	4:35.68	5:09.29
4 Harrison, Sam	14	Carnegie	5:13.46	31.66	1:09.81	1:53.01	2:35.60	3:17.39	4:00.61	4:37.98	5:13.46
5 King, Ryan	14	Glenrothes	5:15.66	33.44	1:12.81	1:52.96	2:32.88	3:17.97	4:03.67	4:40.44	5:15.66
6 Brechenser, Kieran M	14	Aberdeen Dol	5:23.18	32.19	1:10.63	1:53.82	2:34.97	3:22.25	4:09.78	4:47.29	5:23.18
7 Smyth, Scott	14	Carnegie	5:23.37	32.13	1:11.94	1:53.56	2:34.54	3:21.89	4:09.92	4:47.71	5:23.37
8 Hay, Finlay	14	Carnegie	5:25.38	34.26	1:14.08	1:56.60	2:38.46	3:25.50	4:12.67	4:49.57	5:25.38
9 Charles, Luke	15	South Aberde	5:32.72	34.71	1:15.84	2:01.26	2:45.71	3:31.53	4:17.03	4:56.25	5:32.72

Event 507 Boys 16 & Over 400 Metre IM

Name	Age	Club	Time	50	100	150	200	250	300	350	400
1 Arthur, Andrew	16	Aberdeen	4:54.19	28.74	1:03.60	1:41.81	2:20.01	3:03.37	3:47.64	4:22.18	4:54.19
2 Borgstroem, Sigurd O	17	Randaberg	5:00.68	30.91	1:07.13	1:46.15	2:23.90	3:07.63	3:50.61	4:26.65	5:00.68


Final of Event 401 Girls 11-13 200 Metre IM

Name	Age	Club	Time	50	100	150	200
A Final							
1 Taylor, Erin	13	Fins	2:29.29	33.39	1:12.26	1:54.71	2:29.29
2 Cosens, Elise	13	Tain	2:33.98	31.88	1:10.75	1:57.39	2:33.98
3 Gow, Nula	13	Garioch	2:35.91	35.08	1:16.50	2:00.53	2:35.91
4 Larsen, Sara	13	Karmøy	2:37.28	34.27	1:15.88	2:01.53	2:37.28
5 Bain, Sophie	13	Aberdeen Per	2:39.46	34.44	1:16.72	2:03.18	2:39.46
6 Taylor, Lauren	13	Co Glasgow	2:39.72	34.93	1:16.50	2:03.06	2:39.72
7 Lee, Esme	12	Fins	2:40.86	36.58	1:16.35	2:03.49	2:40.86
8 Juskowiak, Sophie	13	Fins	2:44.01	34.23	1:17.88	2:05.50	2:44.01
9 Macdonald, Isla	12	Inverness	2:48.47	35.09	1:20.78	2:08.65	2:48.47
10 Calder, Lisa-Marie	13	Broch	2:51.55	35.20	1:18.65	2:11.30	2:51.55

Final of Event 401 Girls 14-15 200 Metre IM

Name	Age	Club	Time	50	100	150	200
A Final							
1 Shand, Holly J	15	Elgin	2:28.10	31.33	1:07.34	1:53.07	2:28.10
2 Hall, Kailyn	15	Aberdeen Per	2:31.98	32.54	1:15.18	1:59.27	2:31.98
3 Perry, Sienna	14	Aberdeen Per	2:32.32	33.87	1:13.09	1:58.49	2:32.32
4 Boddie, Catherine	15	Garioch	2:33.26	32.22	1:10.51	1:57.43	2:33.26
5 Cheyne, Amira	14	Garioch	2:37.44	34.54	1:15.58	2:00.95	2:37.44
6 Schulz, Jessica	14	Nairn	2:38.10	34.93	1:18.49	2:01.86	2:38.10
7 McGregor, Thanrada	14	Carnegie	2:39.54	34.23	1:15.91	2:02.79	2:39.54
8 Simpson, Holly	15	Aberdeen Per	2:40.37	32.54	1:16.87	2:03.63	2:40.37
9 Smith, Hannah	14	South Aberde	2:44.25	33.16	1:17.50	2:07.12	2:44.25

Final of Event 401 Girls 16 & Over 200 Metre IM

Name	Age	Club	Time	50	100	150	200
A Final							
1 Alcaras, Gaia	16	Aberdeen Per	2:23.87	30.31	1:06.64	1:50.50	2:23.87
2 Swanson, Mhairi	19	Aberdeen Per	2:24.53	30.99	1:06.92	1:50.83	2:24.53
3 Wright, Annabelle	16	Alford Otter	2:34.24	32.72	1:12.70	1:58.59	2:34.24
4 Magnussen, Kristin Nygård	17	Bryne SK	2:40.38	33.33	1:15.64	2:01.54	2:40.38

Final of Event 503 Boys 11-13 50 Metre Backstroke

Name	Age	Club	Time
A Final			
1 Brown, Lucas	13	Elgin	30.12
2 Storer, William	13	South Aberde	30.36
3 MacDonald, Calvin	12	Aberdeen Per	31.98
4 Clubb, Finlay M	13	Aberdeen Dol	32.93
5 Slessor, Conrad	13	Aberdeen Per	33.12
6 Fearn, Dean	11	South Aberde	33.40
7 Burr, Layton	13	Aberdeen Per	33.89
8 Dewar, Matthew	13	Carnegie	34.77
9 McLaughlin, Fraser	12	Elgin	36.69


Final of Event 503 Boys 14-15 50 Metre Backstroke

	Name	Age	Club	Time
A - Final				
1	Lumsden, Kerr	15	Monifieth	28.49
2	Travis, Cameron	15	Aberdeen Per	28.58
3	Bakken, Brage Ree	15	Bryne SK	30.50
4	Seward, Matthew K	15	Aberdeen Dol	30.64
5	Anderson, Tony	14	Co Glasgow	31.31
*6	Brown, Matthew	15	Aberdeen Per	31.42
*6	Brown, Calvin	15	Elgin	31.42
8	Klungland, Simen Klausen	14	Bryne SK	31.56
9	Brown, Ethan	15	St Thomas	32.84
10	Duncan, Ryan	15	St Thomas	32.98

Final of Event 503 Boys 16 & Over 50 Metre Backstroke

	Name	Age	Club	Time
A - Final				
1	Tobiassen, Mats Fjogstad	16	Bryne SK	28.37
2	Barrett, Carl	18	Aberdeen Per	28.53
3	Grønfur, Aleksander	16	Karmøy	29.10
4	Dickson, Craig	17	Elgin	30.65
5	Brooks, Jonathon R	17	Aberdeen Dol	30.95
6	Scott, Callum	17	South Aberde	31.01
7	Leifsen, Gustav	16	H S K	31.27

Final of Event 405 Girls 11-13 50 Metre Butterfly

	Name	Age	Club	Time
A Final				
1	Cosens, Elise	13	Tain	29.45
2	Cumming, Emily	13	Kinross	29.80
3	Cathro, Finlay	13	Glenrothes	31.01
4	Campbell, Katy A	13	Aberdeen Dol	31.22
5	Taylor, Erin	13	Fins	31.70
6	Gussing, Madeleine Cecilia	13	Bryne SK	32.02
7	Ramsay, Jennifer	13	StirlingSwim	32.98
8	Weavers, Hebe	13	Carnegie	33.09
9	Louw, Melana C	13	South Aberde	33.52
10	Macdonald, Isla	12	Inverness	34.02

Final of Event 405 Girls 14-15 50 Metre Butterfly

	Name	Age	Club	Time
A - Final				
1	Vestre, Helene O	15	H S K	29.31
2	Yule, Isla	14	South Aberde	29.65
3	Nilsen, Mari	15	H S K	29.87
4	Shand, Holly J	15	Elgin	30.07
5	Rosie, Caitlin	15	South Aberde	30.92
6	Yuda, Faith	14	South Aberde	31.05
7	Cheyne, Amira	14	Garioch	31.43
8	Simpson, Holly	15	Aberdeen Per	31.75
9	Hall, Kailyn	15	Aberdeen Per	31.78
10	McGregor, Thanrada	14	Carnegie	32.44



Final of Event 405 Girls 16 & Over 50 Metre Butterfly

Name	Age	Club	Time
A - Final			
1 Perry, Yasmin	18	Aberdeen Per	27.84
2 Alcaras, Gaia	16	Aberdeen Per	28.99
3 Hutchison, Emmie	20	Co Glasgow	29.01
4 Leifsen, Ingrid	17	H S K	29.26
5 Hutcheon, Zoe	18	South Aberde	30.09
6 Storstein, Maria	18	Karmøy	30.10
7 Newlands, Georgie	16	Elgin	31.49
8 Reid, Anna	16	Nairn	31.76
9 Wright, Annabelle	16	Alford Otter	32.12

Final of Event 406 Boys 11-13 100 Metre Butterfly

Name	Age	Club	Time
A - Final			
1 Robertson, Tom A	13	Aberdeen Dol	1:04.07
2 Slessor, Conrad	13	Aberdeen Per	1:06.70
3 McMillan, Matthew	12	Carnegie	1:08.13
4 Gibson, Jake	13	Broch	1:08.56
5 Clubb, Finlay M	13	Aberdeen Dol	1:09.15
6 Wood, Jacob	13	Elgin	1:09.96
7 Younger, Adam	13	Glenrothes	1:10.81
8 Storer, William	13	South Aberde	1:14.02
9 Mitchell, Kyle	12	Garioch	1:14.98
10 Brown, Lucas	13	Elgin	1:16.95

Final of Event 406 Boys 14-15 100 Metre Butterfly

Name	Age	Club	Time
A - Final			
1 Brown, Ethan	15	St Thomas	1:00.92
2 Bakken, Brage Ree	15	Bryne SK	1:01.43
3 Travis, Cameron	15	Aberdeen Per	1:02.38
4 Montgomery, Ben	15	Carnegie	1:04.66
5 Lumsden, Kerr	15	Monifieth	1:05.61
6 Taylor, Jon	14	Aberdeen Per	1:06.40
7 Smyth, Scott	14	Carnegie	1:07.64
8 Harrison, Sam	14	Carnegie	1:08.84
9 Ward, Logan J	14	Aberdeen Dol	1:08.91
10 Lewis, Ben	15	Fins	1:09.36

Final of Event 406 Boys 16 & Over 100 Metre Butterfly

Name	Age	Club	Time
A - Final			
1 Swinney, Gregor	21	Co Glasgow	57.72
2 Agnew, Fraser	17	Aberdeen Per	1:00.22
3 Taylor, James	16	Aberdeen	1:01.88
4 Barrett, Carl	18	Aberdeen Per	1:02.80
5 Pate, Euan	18	Fins	1:06.62



Final of Event 506 Girls 11-13 100 Metre Breaststroke

Name	Age	Club	Time			
A - Final						
1	Bain, Sophie	13	Aberdeen Per	1:16.74	36.69	1:16.74
2	Gow, Nula	13	Garioch	1:19.13	38.38	1:19.13
3	Rossebø, Mina	12	Karmøy	1:20.13	37.45	1:20.13
4	Taylor, Erin	13	Fins	1:20.66	39.02	1:20.66
5	Gussing, Madeleine Cecilia	13	Bryne SK	1:20.75	38.70	1:20.75
6	Gault, Eilidh	13	Ythan	1:25.31	40.02	1:25.31
7	Macdonald, Isla	12	Inverness	1:26.12	40.60	1:26.12
8	Goodbrand, Alyssa	12	Ythan	1:26.46	40.48	1:26.46
9	Reece, Laura L	13	Aberdeen Dol	1:26.59	41.04	1:26.59
10	Cheshire, Maya	12	Elgin	1:27.22	40.12	1:27.22

Final of Event 506 Girls 14-15 100 Metre Breaststroke

Name	Age	Club	Time			
A - Final						
1	Nilsen, Mari	15	H S K	1:17.12	36.95	1:17.12
2	McGregor, Thanrada	14	Carnegie	1:21.14	38.82	1:21.14
3	Hall, Kailyn	15	Aberdeen Per	1:21.15	39.21	1:21.15
4	Schulz, Jessica	14	Nairn	1:21.19	37.97	1:21.19
5	Coia-Gamble, Kaitlin	14	Inverness	1:21.58	38.39	1:21.58
6	McMillan, Jacqueline	14	Carnegie	1:24.64	40.00	1:24.64
7	Cheyne, Amira	14	Garioch	1:24.74	40.41	1:24.74
8	Riach, Jessica	14	Elgin	1:26.69	40.65	1:26.69

Final of Event 506 Girls 16 & Over 100 Metre Breaststroke

Name	Age	Club	Time			
A - Final						
1	Miley, Hannah L	29	Aberdeen Per	1:11.25	33.77	1:11.25
2	Smith, Jasmin	17	Lerwick	1:16.18	36.23	1:16.18
3	Bain, Alicea	16	Aberdeen Per	1:21.35	38.66	1:21.35
4	Magnussen, Kristin Nygård	17	Bryne SK	1:22.24	36.65	1:22.24
5	Anderson, Devan	18	Aberdeen Per	1:22.65	38.70	1:22.65
6	King, Rebecca	17	Glenrothes	1:24.86	39.35	1:24.86
7	Riach, Emily	16	Ythan	1:25.16	40.37	1:25.16
8	Wright, Annabelle	16	Alford Otter	1:25.96	41.30	1:25.96
9	Tulloch, Katie	17	South Aberde	1:26.11	39.50	1:26.11
10	Sutherland, Elle	16	South Aberde	1:26.34	40.44	1:26.34

Final of Event 404 Boys 11-13 50 Metre Breaststroke

Name	Age	Club	Time
A Final			
1	Mitchell, Cameron	13	St Thomas 33.51
2	McMillan, Matthew	12	Carnegie 34.93
3	Paton, Jonny	13	Carnegie 35.70
4	Gibson, Jake	13	Broch 36.37
5	Younger, Adam	13	Glenrothes 36.97
6	Hayes, Ciaran	13	Aberdeen 37.42
7	Slessor, Conrad	13	Aberdeen Per 38.49
8	Clark, Alex	13	Aberdeen Per 39.24
9	Baillie, Alasdair	13	StirlingSwim 39.58
10	MacDonald, Calvin	12	Aberdeen Per 39.69


Final of Event 404 Boys 14-15 50 Metre Breaststroke

	Name	Age	Club	Time
A - Final				
1	Anderson, Tony	14	Co Glasgow	32.87
2	Brown, Calvin	15	Elgin	33.40
3	Ballard, Adam	15	Carnegie	33.44
4	Harrison, Sam	14	Carnegie	33.76
5	Brechenser, Kieran M	14	Aberdeen Dol	33.82
6	Sharpe, Cameron G	15	Aberdeen Dol	34.09
7	Milner, Nicholas	15	Aberdeen Dol	34.68
8	King, Ryan	14	Glenrothes	34.69
9	Ward, Logan J	14	Aberdeen Dol	35.34
10	Charles, Luke	15	South Aberde	35.44

Final of Event 404 Boys 16 & Over 50 Metre Breaststroke

	Name	Age	Club	Time
A - Final				
1	Betout, Youssef	19	Co Glasgow	30.14
2	Neally, Ross	19	Co Glasgow	30.22
3	Baillie, Lewis	18	Aberdeen Per	31.22
4	Swinney, Gregor	21	Co Glasgow	31.77
5	Ferguson, Chris J	37	Aberdeen Dol	31.84
6	Duncan, Jacob	19	Nairn	31.85
7	Anfinnsen, Viktor	16	Bryne SK	32.01
8	Goodfellow, Theo	16	Fins	32.08

Final of Event 504 Girls 11-13 50 Metre Freestyle

	Name	Age	Club	Time
A - Final				
1	Cosens, Elise	13	Tain	27.89
2	Krawiec, Kaja	13	Karmøy	28.94
3	Bruce, Natalie	13	Broch	29.23
*4	Brown, Darcey	12	St Thomas	29.40
*4	Hill, Sarah E	12	Aberdeen Dol	29.40
6	Taylor, Erin	13	Fins	29.47
7	Faulds, Ayumi	13	Co Glasgow	29.86
8	Bain, Sophie	13	Aberdeen Per	30.10
9	Ren, Heidi	11	Co Glasgow	30.16
10	Morrison, Hannah	13	South Aberde	30.37

Final of Event 504 Girls 14-15 50 Metre Freestyle

	Name	Age	Club	Time
A - Final				
1	Dolenc Luznar, Neza	15	Fins	27.83
2	Vestre, Helene O	15	H S K	28.30
3	McMillan, Jacqueline	14	Carnegie	28.56
4	McGregor, Thanrada	14	Carnegie	28.66
5	Hay, Katie	14	Inverness	28.72
6	Perry, Sienna	14	Aberdeen Per	28.92
7	Yule, Isla	14	South Aberde	29.09
8	Reynard, Maya L	14	Aberdeen Dol	29.47
9	Gourlay, Erin	14	Co Glasgow	29.71
10	Sutherland, Catriona	15	Elgin	29.77


Final of Event 504 Girls 16 & Over 50 Metre Freestyle

Name	Age	Club	Time
A - Final			
1 Perry, Yasmin	18	Aberdeen Per	26.80
2 Miley, Hannah L	29	Aberdeen Per	27.05
3 Leifsen, Ingrid	17	H S K	27.21
4 Hutchison, Emmie	20	Co Glasgow	28.29
5 Storstein, Maria	18	Karmøy	28.30
6 Bain, Katie	18	Aberdeen Per	28.32
7 Sutherland, Elle	16	South Aberde	28.78
8 Bain, Alicea	16	Aberdeen Per	28.82
9 Tulloch, Katie	17	South Aberde	29.25

Final of Event 505 Boys 11-13 100 Metre Freestyle


Name	Age	Club	Time	50	100
A Final					
1 Storer, William	13	South Aberde	58.97	28.66	58.97
2 Slessor, Conrad	13	Aberdeen Per	1:01.36	29.51	1:01.36
3 Clubb, Finlay M	13	Aberdeen Dol	1:01.70	29.73	1:01.70
4 Frøyland-Jensen, Amund	13	Karmøy	1:02.00	29.63	1:02.00
5 MacDonald, Calvin	12	Aberdeen Per	1:02.82	30.38	1:02.82
6 Grønfur, Christian	13	Karmøy	1:04.16	30.21	1:04.16
7 Wood, Jacob	13	Elgin	1:04.87	31.01	1:04.87
8 Dewar, Matthew	13	Carnegie	1:05.13	30.58	1:05.13
9 Younger, Adam	13	Glenrothes	1:05.35	31.10	1:05.35
10 Mitchell, Cameron	13	St Thomas	1:05.73	30.94	1:05.73

Final of Event 505 Boys 14-15 100 Metre Freestyle

Name	Age	Club	Time	50	100
A Final					
1 Jøntvedt, Jon	15	Bryne SK	52.89	25.59	52.89
2 Travis, Cameron	15	Aberdeen Per	56.16	27.61	56.16
3 Bakken, Brage Ree	15	Bryne SK	57.48	27.77	57.48
4 Brown, Calvin	15	Elgin	57.94	28.41	57.94
5 Seward, Matthew K	15	Aberdeen Dol	58.76	28.58	58.76
6 Anderson, Tony	14	Co Glasgow	59.03	28.40	59.03
7 Brown, Matthew	15	Aberdeen Per	59.30	28.65	59.30
8 Taylor, Jon	14	Aberdeen Per	59.31	28.89	59.31
9 Lewis, Ben	15	Fins	59.60	28.96	59.60
10 Ward, Logan J	14	Aberdeen Dol	1:02.68	29.94	1:02.68

Final of Event 505 Boys 16 & Over 100 Metre Freestyle

Name	Age	Club	Time	50	100
A Final					
1 Agnew, Fraser	17	Aberdeen Per	53.09	26.11	53.09
2 Tobiassen, Mats Fjogstad	16	Bryne SK	54.41	26.22	54.41
3 Stowe, Arran	20	Fins	55.33	26.99	55.33
4 Grønfur, Aleksander	16	Karmøy	55.67	26.54	55.67
5 Betout, Youssef	19	Co Glasgow	56.60	27.50	56.60
6 Barrett, Carl	18	Aberdeen Per	56.73	27.24	56.73
7 Anfinnsen, Viktor	16	Bryne SK	57.32	28.06	57.32
8 Coueslant, Archie C	16	Aberdeen Dol	58.07	27.99	58.07
9 Bore, Emil Bjørnsen	16	Bryne SK	58.40	28.62	58.40
10 Munkejord, Stian	17	Karmøy	58.91	28.00	58.91



Final of Event 407 Girls 11-13 100 Metre Backstroke

Name	Age	Club	Time	50	100
A Final					
1 Urquhart, Erin	12	Aberdeen Per	1:11.00	35.18	1:11.00
2 Ren, Heidi	11	Co Glasgow	1:12.44	35.26	1:12.44
3 Bruce, Natalie	13	Broch	1:12.74	36.34	1:12.74
4 Lee, Esme	12	Fins	1:14.54	35.91	1:14.54
5 Atherton, Lucy	12	Carnegie	1:15.99	36.97	1:15.99
6 Weavers, Hebe	13	Carnegie	1:16.56	37.07	1:16.56
7 Johnston, Lilly	13	Elgin	1:16.77	37.13	1:16.77
8 Faulds, Ayumi	13	Co Glasgow	1:16.82	37.31	1:16.82
9 Bain, Sophie	13	Aberdeen Per	1:17.38	37.32	1:17.38
10 Juskowiak, Sophie	13	Fins	1:19.05	37.69	1:19.05

Final of Event 407 Girls 14-15 100 Metre Backstroke

Name	Age	Club	Time	50	100
A Final					
1 McMillan, Jacqueline	14	Carnegie	1:06.93	33.13	1:06.93
2 Shand, Holly J	15	Elgin	1:07.72	32.75	1:07.72
3 MacDonald, Mairi	15	Aberdeen Per	1:09.30	33.16	1:09.30
4 Perry, Sienna	14	Aberdeen Per	1:10.67	34.81	1:10.67
5 Sutherland, Catriona	15	Elgin	1:12.28	34.88	1:12.28
6 Cheyne, Amira	14	Garioch	1:12.49	36.48	1:12.49
7 Alexander, Lucy	14	Aberdeen Per	1:13.67	35.75	1:13.67
8 Coia-Gamble, Kaitlin	14	Inverness	1:13.70	36.24	1:13.70
9 Boddie, Catherine	15	Garioch	1:14.12	35.97	1:14.12
10 Yule, Isla	14	South Aberde	1:14.48	35.80	1:14.48

Final Event 407 Girls 16 & Over 100 Metre Backstroke

Name	Age	Club	Time	50	100
A Final					
1 Swanson, Mhairi	19	Aberdeen Per	1:06.77	32.96	1:06.77
2 Alcaras, Alice	18	Aberdeen Per	1:08.03	33.27	1:08.03
3 Sutherland, Elle	16	South Aberde	1:11.45	35.03	1:11.45
4 McLean, Erin	17	Aberdeen Per	1:13.73	35.22	1:13.73
5 Reid, Anna	16	Nairn	1:15.56	36.64	1:15.56


Event 601 Mixed 11-14 4 x 50 Metre Freestyle Relay

Team		Time	50	100	150	200	
1 Aberdeen Dol	A	1:52.15	28.05	56.94	1:25.77	1:52.15	
1) Ward, Logan J M14		2) Hill, Sarah E W12		3) Reynard, Maya L W14		4) Brechenser, Kieran M M14	
2 Aberdeen Per	A	1:54.94	27.92	56.20	1:25.66	1:54.94	
1) Taylor, Jon M14		2) Slessor, Conrad M13		3) Bain, Sophie W13		4) Perry, Sienna W14	
3 South Aberde	A	1:55.12	29.12	59.26	1:28.76	1:55.12	
1) Yule, Isla W14		2) Elrick, Lewis M13		3) Yuda, Faith W14		4) Storer, William M13	
4 Glenrothes	A	1:57.06	28.24	58.50	1:28.95	1:57.06	
1) King, Ryan M14		2) Cathro, Finlay W13		3) Glasgow, Aimee W14		4) Younger, Adam M13	
5 Karmøy	A	1:57.31	29.00	56.71	1:27.44	1:57.31	
1) Grønfor, Christian M13		2) Frøyland-Jensen, Amund M13		3) Rossebø, Mina W12		4) Østerhus, Kristina W14	
6 Aberdeen Dol	B	1:58.16	28.17	59.70	1:30.55	1:58.16	
1) Clubb, Finlay M M13		2) Reece, Laura L W13		3) Campbell, Katy A W13		4) Robertson, Tom A M13	
7 Elgin	A	1:58.89	29.63	1:01.56	1:31.21	1:58.89	
1) Wood, Jacob M13		2) Johnston, Lilly W13		3) Cheshire, Maya W12		4) Brown, Lucas M13	
8 Aberdeen Per	B	1:59.06	29.31	57.73	1:28.62	1:59.06	
1) Robinson, Rayan M14		2) MacDonald, Calvin M12		3) Dempsey, Morven W14		4) Alexander, Lucy W14	
9 Broch	A	2:01.65	30.34	1:01.93	1:32.99	2:01.65	
1) Bruce, Natalie W13		2) Calder, Lisa-Marie W13		3) McLean, Ashton M11		4) Gibson, Jake M13	
10 Aberdeen Per	C	2:04.49	32.16	1:03.05	1:34.34	2:04.49	
1) Cassidy, Kate W14		2) Mitchell, Jack M13		3) Urquhart, Erin W12		4) Burr, Layton M13	
11 South Aberde	B	2:04.50	30.33	1:04.48	1:34.45	2:04.50	
1) Morrison, Hannah W13		2) McCombie, Dylan M12		3) Fearn, Dean M11		4) Smith, Hannah W14	
12 Garioch	A	2:05.38	31.64	1:03.62	1:35.51	2:05.38	
1) Gow, Nula W13		2) Mitchell, Kyle M12		3) Tetlow, Fraser M12		4) Cheyne, Amira W14	
13 Aberdeen Per	D	2:11.19	33.02	1:03.00	1:38.73	2:11.19	
1) Rattray, Ryan M13		2) Clark, Alex M13		3) Fraser, Eden W11		4) Greig, Megan W12	



Event 602 Mixed 15 & Over 4 x 50 Metre Freestyle Relay

Team		Time	50	100	150	200	
1 Aberdeen Per	A	1:45.15	24.61	49.66	1:17.91	1:45.15	
1) Agnew, Fraser M17		2) Travis, Cameron M15		3) Alcaras, Gaia W16		4) McIntosh, Caroline W19	
2 Aberdeen Per	B	1:45.91	26.08	52.12	1:19.78	1:45.91	
1) Barrett, Carl M18		2) Baillie, Lewis M18		3) Alcaras, Alice W18		4) Miley, Hannah L W29	
3 Karmøy	B	1:47.87	29.21	54.46	1:20.50	1:47.87	
1) Krawiec, Kaja W13		2) Grønfor, Aleksander M16		3) Munkejord, Stian M17		4) Storstein, Maria W18	
4 Bryne SK	A	1:47.96	24.99	49.52	1:18.14	1:47.96	
1) Jøntvedt, Jon M15		2) Tobiassen, Mats Fjogstad M16		3) Gussing, Cecilia Diane W14		4) Nygård, Sanne W13	
5 Aberdeen Per	C	1:49.04	25.09	51.95	1:20.04	1:49.04	
1) Eason, Jamie M21		2) Brown, Matthew M15		3) Bain, Aicea W16		4) Swanson, Mhairi W19	
6 South Aberde	A	1:49.80	26.97	55.26	1:23.96	1:49.80	
1) Scott, Callum M17		2) Sutherland, Elle W16		3) Tulloch, Katie W17		4) MacMillan, Calum M16	
7 Elgin	A	1:50.15	26.45	56.03	1:24.35	1:50.15	
1) Dickson, Craig M17		2) Sutherland, Catriona W15		3) Shand, Holly J W15		4) Brown, Calvin M15	
8 Bryne SK	B	1:55.61	26.46	52.82	1:23.99	1:55.61	
1) Bakken, Brage Ree M15		2) Anfinnsen, Viktor M16		3) Gussing, Madeleine Cecilia W13		4) Magnussen, Kristin Nygård W17	
9 Karmøy	A	1:56.18	27.85	56.07	1:25.06	1:56.18	
1) Westre, I rjan M15		2) Alsos, Elias M15		3) Gr - fur, Victoria W18		4) Larsen, Sara W13	
10 South Aberde	B	1:56.73	29.74	59.59	1:29.73	1:56.73	
1) Lumsden, Ruby W15		2) Charles, Luke M15		3) Rosie, Caitlin W15		4) MacMillan, Philip M14	